

1

2

3

4

5

6

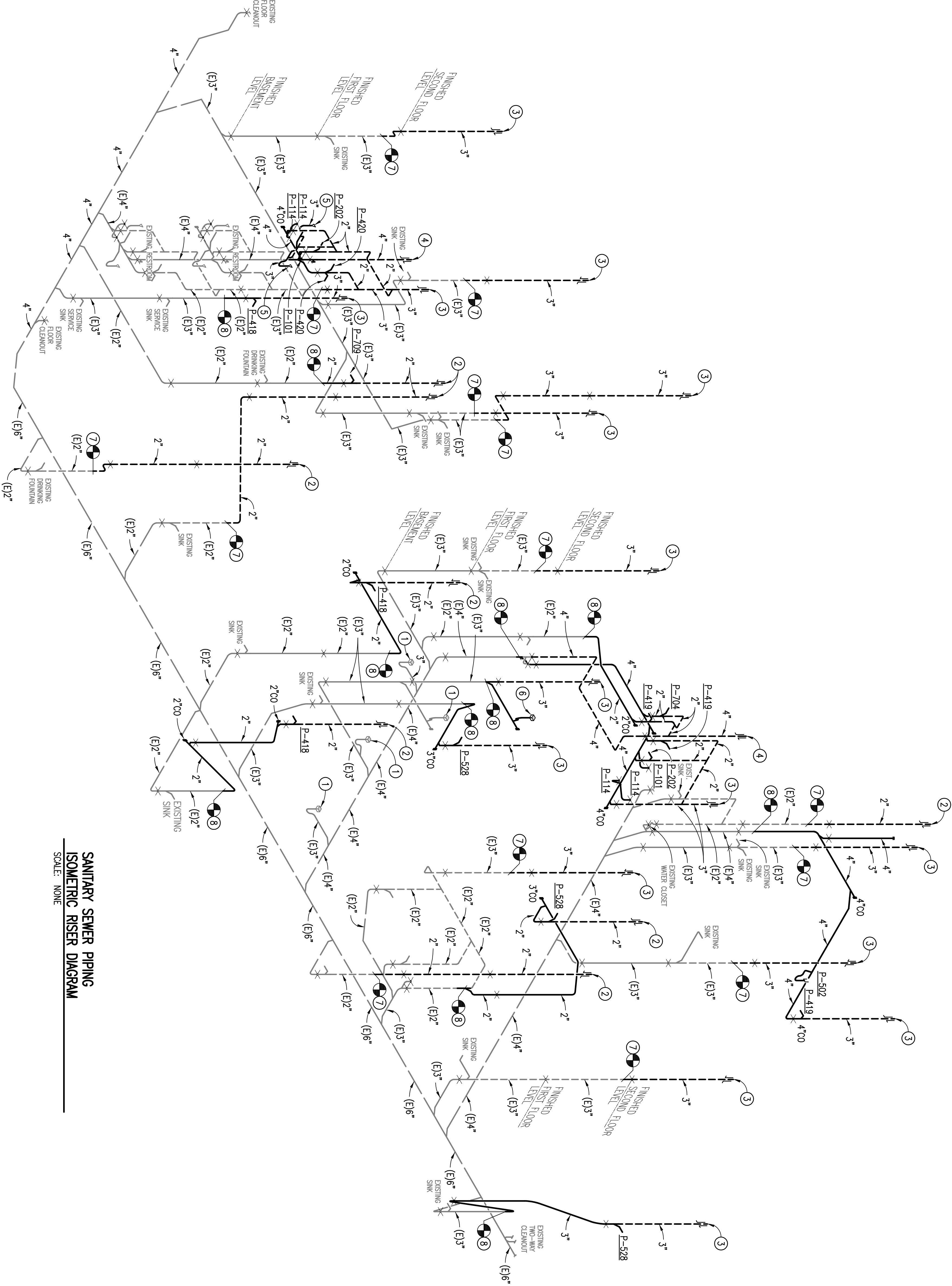
7

8

NEW WORK KEYED NOTES:

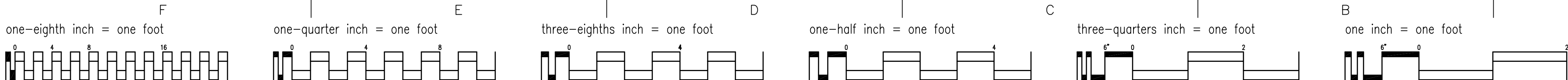
(THIS DRAWING ONLY)

- 1 EXISTING FLOOR SINK OR FLOOR DRAIN.
- 2 PROVIDE 2" VENT THRU ROOF.
- 3 PROVIDE 3" VENT THRU ROOF.
- 4 PROVIDE 4" VENT THRU ROOF.
- 5 PROVIDE 3" FLOOR DRAIN WITH PROSET TRAP GUARD. REFER TO DETAIL ON DRAWING P501.
- 6 PROVIDE 3" FLOOR SINK
- 7 CONNECT NEW VENT PIPING TO EXISTING VENT PIPING AT APPROXIMATE LOCATION INDICATED.
- 8 CONNECT NEW SANITARY SEWER PIPING TO EXISTING SANITARY SEWER PIPING AT APPROXIMATE LOCATION INDICATED.




SANITARY SEWER PIPING
ISOMETRIC RISER DIAGRAM

SCALE: NONE



Revisions	Date

Toland ♦ Mizell ♦ Molnar, LLC
590 MEANS STREET NW,
SUITE 200
ATLANTA, GA, 30318
404-214-9774



Drawing Title	SANITARY SEWER PIPING ISOMETRIC RISER DIAGRAM
Approved Project Engineer	

Project Title	2ND FLOOR OUTPATIENT MENTAL HEALTH
Building Number	BLDG 1 SOUTH WING
Location	VA MEDICAL CENTER SHREVEPORT, LOUISIANA

Date	05-25-2011	100% REVIEW SUBMITTAL
Project No.	VA256-C-1047	
Drawing No.	P901	

Veterans
Administration