

# SUMMIT™

## SPL & SPX

# SPX



# SPL

## Progressive Cavity Pumps




**SUMMIT™**  
**PUMP, Inc**

[www.SUMMITPUMP.com](http://www.SUMMITPUMP.com)

© 2016 SUMMIT PUMP, Inc

### SPL



#### Features and Benefits

- Open pin joint design for cost effective maintenance
- Non-pulsating accurate metered flow control
- Outstanding handling abrasive materials
- Solids up to 1" in diameter
- Low vibration resulting in quiet operation
- High volumetric and mechanical efficiencies

#### Applications

- Mortar
- Grout
- Asphalt
- Coating
- Lubricants
- Drilling muds
- Coal/water
- Coal/oil slurries
- Burner feed
- Oil/Water separations
- Mastics
- High pressure water
- Polymer transfer
- Lime slurries
- Sampling
- Chemical feed
- Paper
- Starch
- Clays
- Pastes and Gels
- Paint
- Soaps and detergents
- Crude Oil
- Polymers

- Threaded Stator Ends
- Temperatures up to 350°F/175°C
- Smooth continuous flow with a wide range of NPSH
- Suction lift up to 28 feet
- No pistons, valves or timing gears to wear or clog up
- Self-priming prevents air or vapor lock
- Viscosities exceeding 1,000,000 cps

#### Options

- Variety of drives and mounting configurations
- Mechanical seals or packing
- Open and closed loop systems
- Variable speed control
- Tachometers, Gauges and other accessories



Cross Section of Pin Joint in the Rotor Head


### SPX

#### Features and Benefits

- Sealed gear universal joint handles the thrust and radial loads in the toughest applications
- Low overall cost of ownership
- Open inlet set-ups in 1, 1.5 and 2 meter lengths to match common feed spaces from centrifuges
- Exceptional abrasion resistance
- Close coupled and flange models
- Sealed gear joint allows for pumping adhesives
- Snap Ring Connection on Stator Ends

#### Options


- Flush gland to prevent damage to seals and packing
- Deflectors to stop binding around rotor head and connecting rod
- Available shaft sleeves to prevent wear
- Large selection of drive options, mechanical seals and couplings



Cross Section of Sealed Gear Joint in the Rotor Head

#### Applications


- Municipal sludge
- Lime slurry dosing
- Filter press and incinerator feed
- Raw sewage transfer
- Adhesives
- Coatings latex
- Starch
- Crude oil transfer
- Treater battery system
- Oil/water separator
- Grape must
- Ground meat emulations
- Sauces and juices
- By-product and wastes
- Caustics
- Detergents
- Paint
- Solvents
- Gypsum
- Plaster
- Resins
- Clay slurries
- De-icing fluids
- Hazardous waste
- Industrial sledges





# Progressive Cavity Pumps Models SPL & SPX

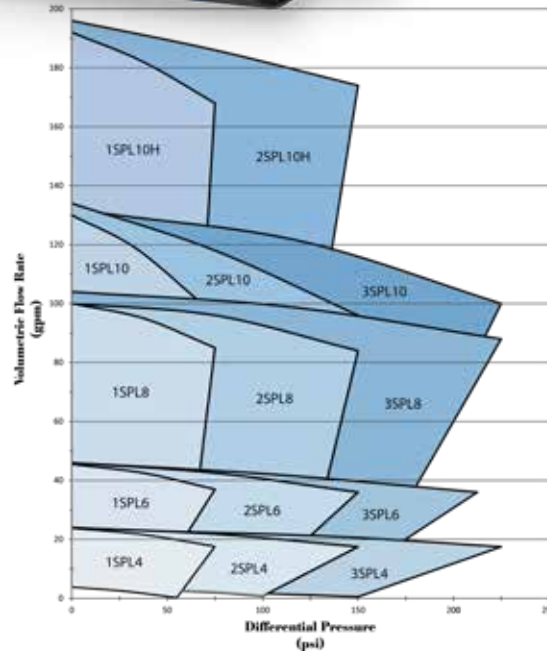
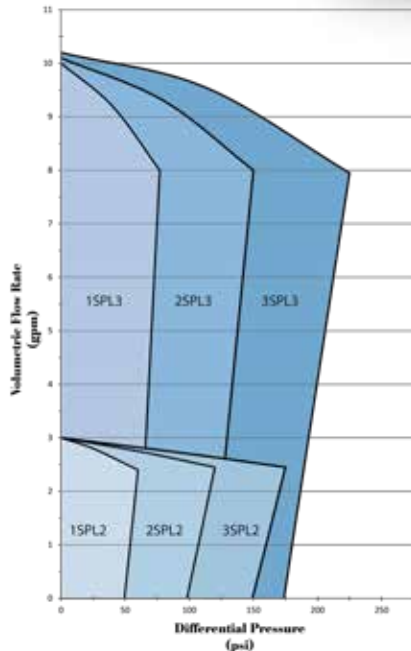
## SPL



### Pumping Versatility

SPL pumps are available with a wide variety of drive and rotor package options to meet your exact application needs.

- Capacities to 200 gpm
- Pressure to 225 psi
- Pin-type universal joint drive assembly for ease of maintenance
- Modular design for simple replacement
- Cast Iron or 316 Stainless Steel construction



## SPX

### Pumping Versatility

SPX pumps offers a modular design with maximum performance, great value and application versatility with minimum maintenance.

- Capacities to 740 gpm
- Pressure to 520 psi
- Gear type universal joint drive assembly for high radial and thrust loads
- Superior design for a huge range of applications
- Cast Iron or 316 Stainless Steel construction

