




SCENARIO NO. 1




SCENARIO NO. 2



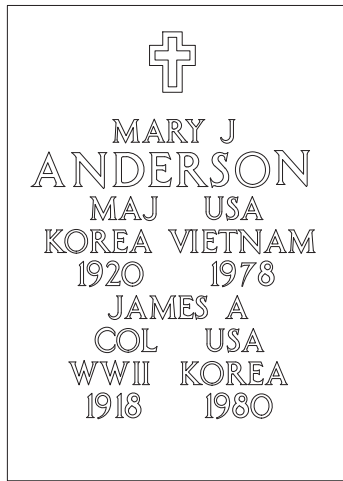
SCENARIO NO. 3



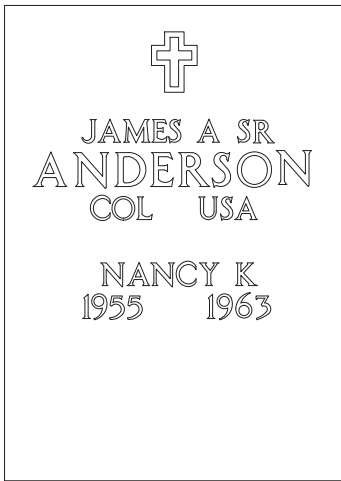
SCENARIO NO. 4




SCENARIO NO. 5




SCENARIO NO. 6



SCENARIO NO. 7



SCENARIO NO. 8



SCENARIO NO. 9

PROCEDURES AND FORMATS FOR INSCRIBING STONE NICHE COVERS

GENERAL NOTES:

- At Arlington National Cemetery, the family's surname is always shown last.
- The veteran's qualifications to display those following the surname, even if the veteran is not the first family descendant. The surviving inscription is done in a manner which will honor the veteran's service and the family's lineage.
- The veteran's service and the family's lineage. The veteran's service and the family's lineage. The veteran's service and the family's lineage.

SCENARIO NO. 1

The veteran predeceased the non-veteran spouse. The veteran's spouse is then subsequently married with the veteran. The spouse's given name and year of birth and death are then listed horizontally.

SCENARIO NO. 2

The veteran predeceased the non-veteran spouse. The veteran's spouse is then subsequently married with the veteran. The veteran's given name, rank and branch are included at the time of placement of the spouse.

SCENARIO NO. 3

The non-veteran spouse predeceased the veteran. The veteran's given name, rank and branch are included at the time of placement of the spouse.

SCENARIO NO. 4

The non-veteran spouse predeceased the veteran. The veteran is then subsequently married with the dependent child. The veteran's given name, rank and branch are included at the time of placement of the spouse.

SCENARIO NO. 5

The veteran predeceased the veteran spouse. The surviving veteran's given name, rank and branch of service are also included for veteran inscription.



NATIONAL CEMETERY ADMINISTRATION

Checklist for NICHE COVER INSCRIPTION SCENARIOS

Signature	Checked	DATE
Signature	Checked	DATE
Signature	Checked	DATE

Project File: GOVERNMENT HEADSTONES AND MARKERS

Marker Type	E1
Location	
Sheet	2 of 3

Date: JULY 30, 2014

Drawing No.	A-E1-BNC
Sheet	2 of 3