




SCENARIO NO. 10




SCENARIO NO. 11



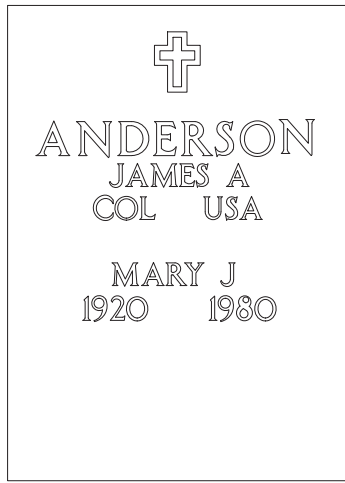
SCENARIO NO. 12



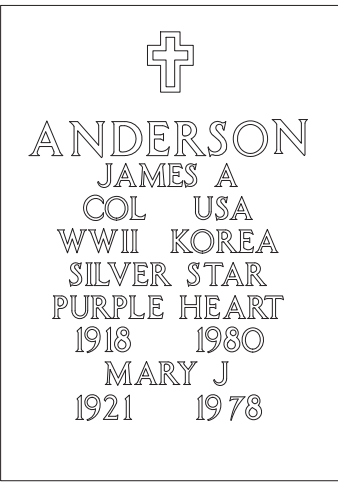
SCENARIO NO. 13



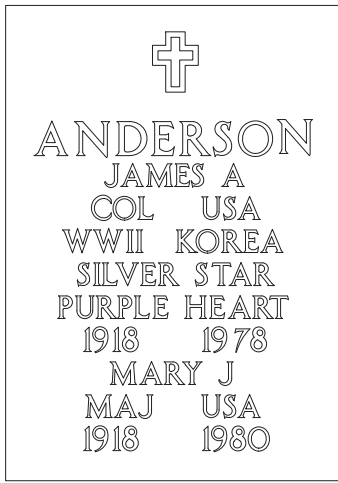
SCENARIO NO. 14



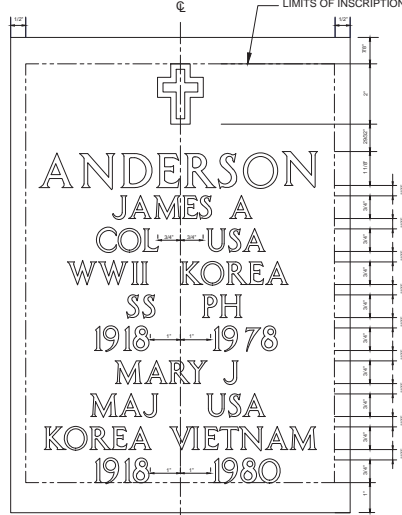
SCENARIO NO. 15



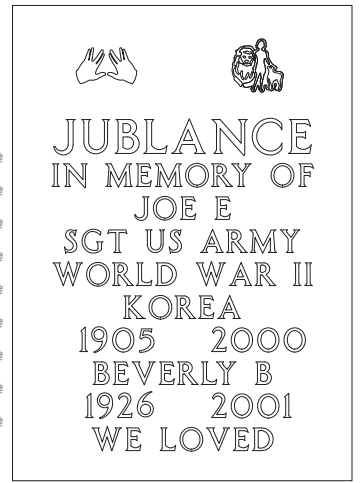
SCENARIO NO. 16



SCENARIO NO. 17



SCENARIO NO. 18



SCENARIO NO. 19

PROCEDURES AND FORMATS FOR INSCRIBING STONE NICHE COVERS

- The family's surname is always shown on the first line (immediately below the religious emblem).
- The service identification is shown on the second following the surname, even if the veteran is not the first family descender. The remaining inscriptions are shown in a manner which will accept inscription of military decorations for subsequent family descenders. The number of facing holes covers will provide the need for identifying covers to accommodate inscriptions for family members and will, in all cases, show appropriate service recognition.
- Backs are inscribed to accommodate inscription formats and procedures based on maximum allowable number of lines being 19 when an emblem of faith is included.
- The space between the Rank and Branch of Service shall be 1/32" and centered horizontally on marker face.
- The space between the Date of Birth and Date of Death shall be 2" and centered horizontally on marker face.
- The space between two Emblems of Faith shall be 7" and centered horizontally on marker face.
- For niche covers 61, 66, and 71 (relieved design) 4-LPHMOC (20) for font specifications and inscription depth.

SCENARIO NO. 10 - A dependent child predeceased the veteran and the spouse. The veteran was subsequently interred with the dependent child (Scenario No. 8). The dependent child was then subsequently interred with the dependent child and the veteran. The spouse's given name and years of birth and death are first listed, followed by the dependent child's name and years of birth and death, and her parents. The dependent child's name and years of birth and death are listed in a 3/4" format.

SCENARIO NO. 11 - A dependent child predeceased the veteran and the spouse. The dependent child was subsequently interred with the dependent child. The veteran's given name and years of birth and death are first listed. Space has been provided for the name of the veteran's parent(s) of birth and death and her parents.

SCENARIO NO. 12 - A dependent child predeceased the veteran and the spouse. The dependent child was subsequently interred with the dependent child (Scenario No. 10). The veteran was then subsequently interred with the dependent child and the dependent child. The veteran's years of birth and death are first listed, and her parents are then listed.

SCENARIO NO. 13 - Same scenario as Scenario No. 11, however, the non-veteran spouse had not had her maiden surname.

SCENARIO NO. 14 - The non-veteran spouse predeceased the veteran. The spouse and the veteran are not the same veteran. The spouse for the veteran's veteran is listed. This includes the spouse's name and years of birth and death. Space has been provided for the name of the veteran's parent(s) of birth and death, and her parents. The dependent child's name and years of birth and death are listed in a 3/4" format.

SCENARIO NO. 15 - The non-veteran spouse predeceased the veteran. Space is made available for the name of the veteran's parent(s) of birth and death, as well as her parents and her years of birth and death at the time of the spouse's interment.

SCENARIO NO. 16 - The non-veteran spouse predeceased the veteran. Her name was known at the time of the spouse's interment. The veteran is then subsequently interred with the spouse. The veteran's years of birth and death, and her parents, and her parents are then listed.

SCENARIO NO. 17 - A veteran predeceased a dependent spouse. The veteran's spouse is subsequently interred with the veteran. One veteran's inscription includes the veteran's name. This includes the spouse's name and years of birth and death. Space has been provided for the name of the veteran's parent(s) of birth and death, and her parents. The dependent child's name and years of birth and death are listed in a 3/4" format.

SCENARIO NO. 18 - This is the same scenario as Scenario No. 17, however, when available has been obtained and inscribed on one line of text.

C	DESIGN OF BRANCH MARKING	21-28-14
B	SUPPLEMENTARY GRAPHIC AND DESIGNATED (14-04) REGULATORY TEXT LAYOUT AND DISPLAY SCHEMATIC	21-18-13
A	SUPPLEMENTARY DRAWING AND DESIGNATED (14-04) REGULATORY SCHEMATIC	21-01-08
---	SUPPLEMENTARY DRAWING AND DESIGNATED (14-04) REGULATORY SCHEMATIC	21-01-05
---	DESIGN OF BRANCH MARKING	21-01-02
---	---	---



Drawing Title NICHE COVER INSCRIPTION SCENARIOS - CONTINUED		Project File GOVERNMENT HEADSTONES AND MARKERS		Date JULY 29, 2014	
Approved Director, Memorial Programs Service		Name Type H1, 11		Checked KE/KS	
Signed Approved Chief of Operations, Memorial Programs Service		System NLT SYSTEMS		Drawing No. A-NCIS-2	
Sheet 2 of 2		Title NCIS-2.DWG 24" x 36" SHEET		Sheet 2 of 2	