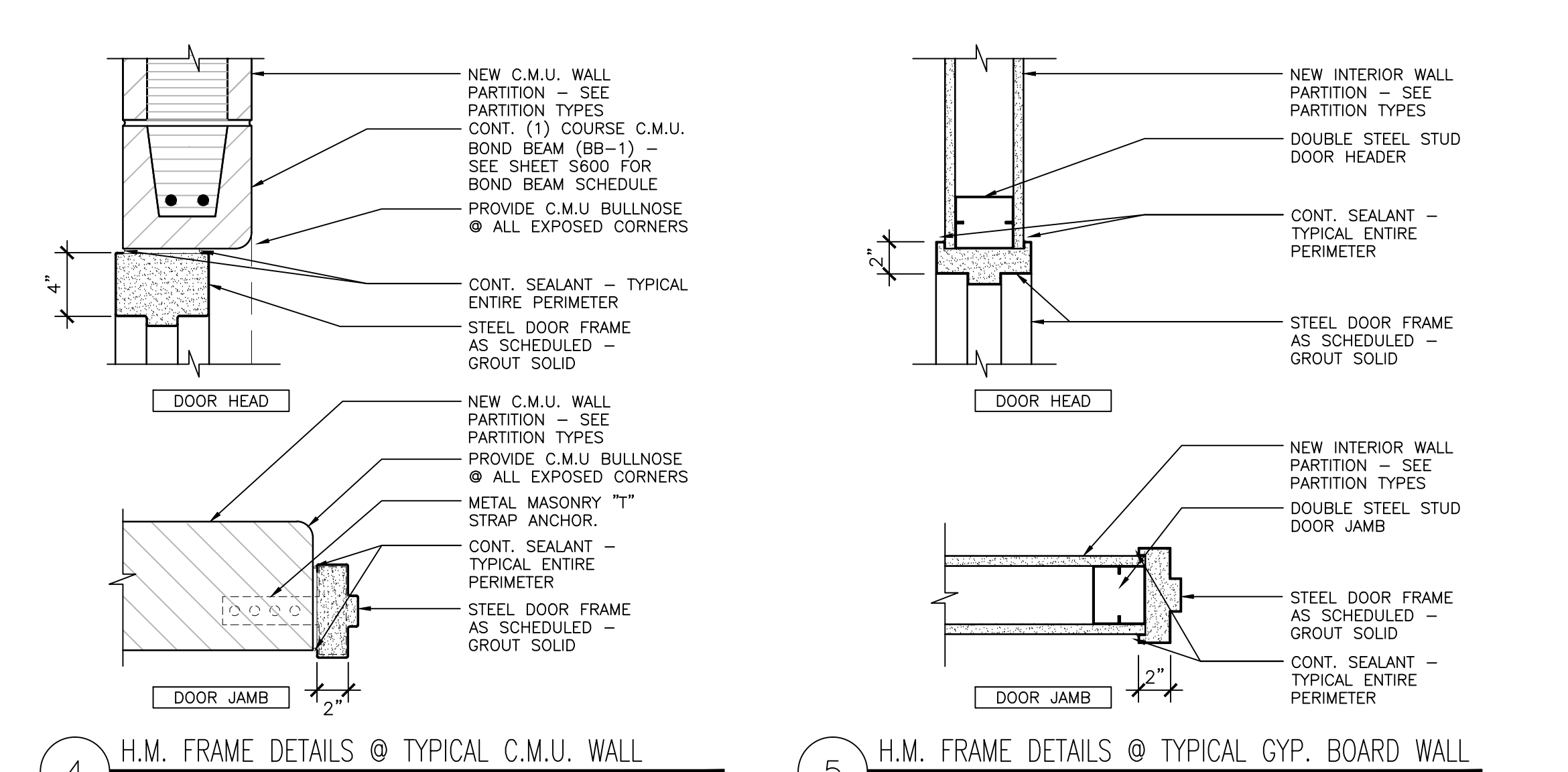
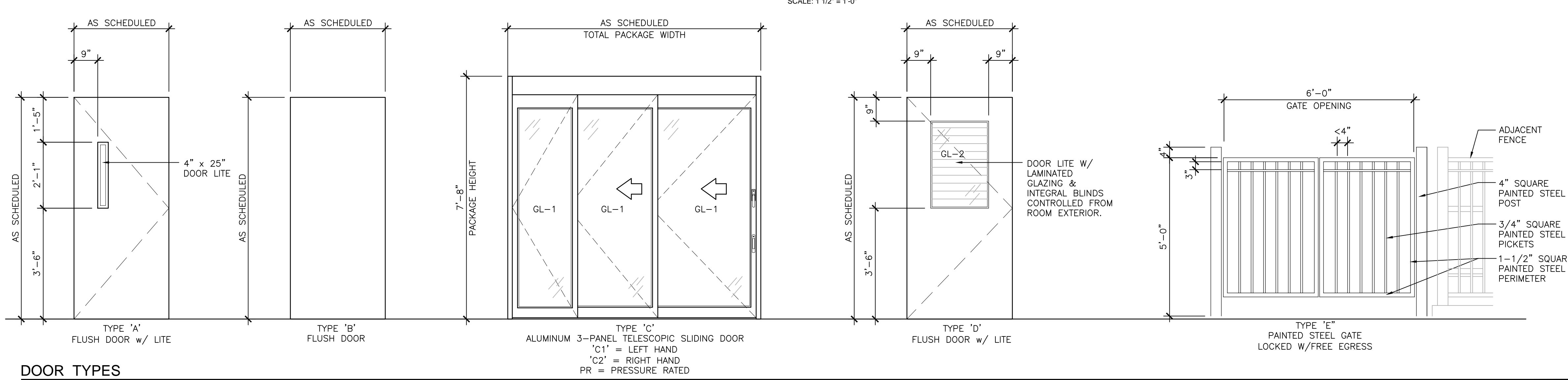
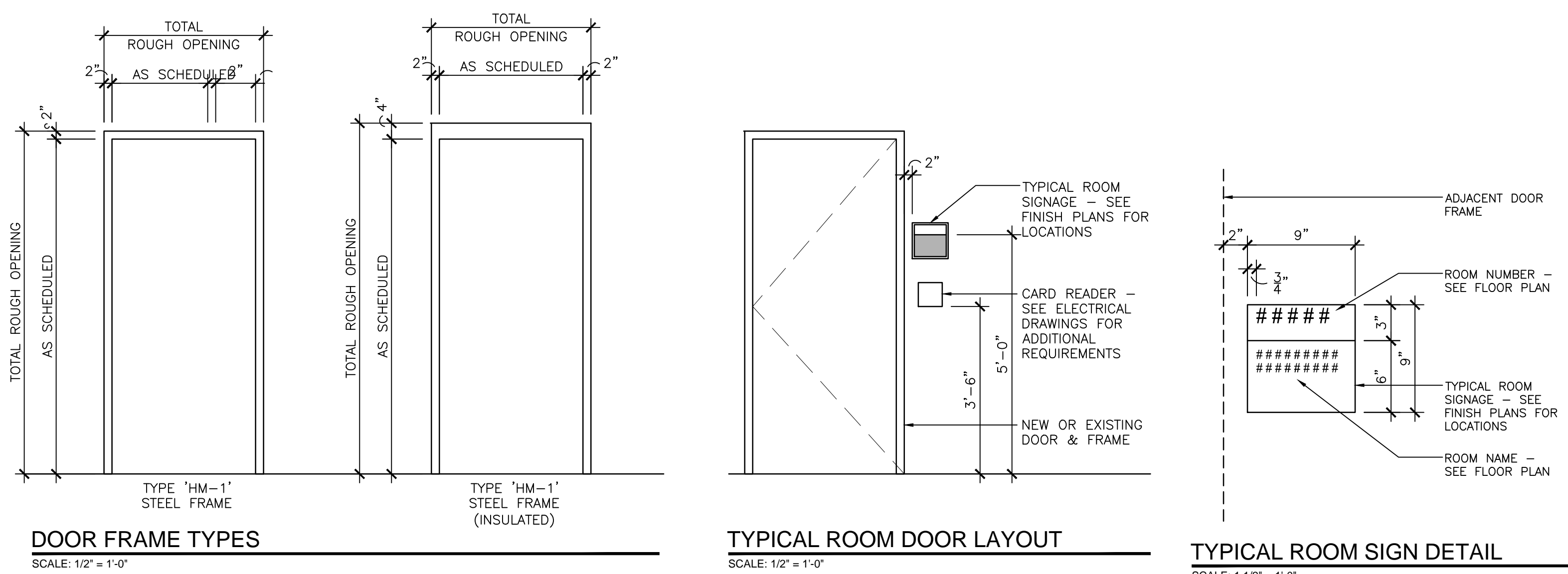


three inches = one foot
one and one half inches = one foot
one inch = one foot
three quarters inch = one foot
one half inch = one foot
three eighths inch = one foot
one quarter inch = one foot
one eighth inch = one foot

DOOR SCHEDULE																
			DOOR					FRAME								
DOOR NO.	ROOM NO.	ROOM NAME	SIZE		TYPE	MATERIAL	FINISH	GLASS TYPE	SIZE		TYPE	MATERIAL	FINISH	HARDWARE GROUP	ASSEMBLY RATING	DOOR SCHEDULE REMARKS
			WIDTH	HEIGHT					WIDTH	HEIGHT						
BASEMENT																
B0305	B0305	TREATMENT	3'-6"	7'-0"	B	H.M.	PAINT	-	3'-10"	7'-2"	1	H.M.	PAINT	HW-1		1, 7
B0305D-1	B0305D	MECHANICAL ROOM	(2) 3'-4"	7'-0"	B	H.M.	PAINT	-	6'-4"	7'-2"	1	H.M.	PAINT	HW-2		1, 7
B0305D-2	B0305D	MECHANICAL ROOM	(2) 3'-0"	7'-0"	B	H.M.	PAINT	-	6'-4"	7'-2"	1	H.M.	PAINT	HW-3		
FIRST FLOOR																
1130	1130	TRIAGE ROOM 2	3'-0"	7'-0"	A	WOOD	STAIN	G-1	3'-4"	7'-2"	1	H.M.	H.M.	HW-4		
1312A	1312A	PATIENT ADVOCATE	3'-0"	7'-0"	A	WOOD	STAIN	G-1	3'-4"	7'-2"	1	H.M.	PAINT	HW-4		4
1312B	1312B	PATIENT ADVOCATE	3'-0"	7'-0"	A	WOOD	STAIN	G-1	3'-4"	7'-2"	1	H.M.	PAINT	HW-4		4
1367	1367	UC EXAM ROOM 1	8'-0"	7'-0"	C2	ALUM/GLASS	-	G-1	8'-0"	7'-6"	BY SLIDING DOOR MFR			HW-6	-	
1368	1368	UC EXAM ROOM 2	8'-0"	7'-0"	C1	ALUM/GLASS	-	G-1	8'-0"	7'-6"	BY SLIDING DOOR MFR			HW-6		
1369	1369	MH EXAM ROOM 3	3'-4"	7'-0"	D	WOOD	STAIN	G-2	3'-8"	7'-2"	SEE W-1 / A811			HW-7		
1371	1371	MH TOILET	3'-0"	7'-0"	B	WOOD	STAIN	-	3'-4"	7'-2"	1	H.M.	PAINT	HW-8		
1373	1373	MH EXAM ROOM 4	3'-4"	7'-0"	D	WOOD	STAIN	G-2	3'-8"	7'-2"	SEE W-1 / A811			HW-7		
1375	1375	UC EXAM ROOM 5	8'-0"	7'-0"	C2	ALUM/GLASS	-	G-1	8'-0"	7'-6"	BY SLIDING DOOR MFR			HW-6		
1376	1376	UC EXAM ROOM 6	8'-0"	7'-0"	C1	ALUM/GLASS	-	G-1	8'-0"	7'-6"	BY SLIDING DOOR MFR			HW-6		
1377	1377	UC EXAM ROOM 7	8'-0"	7'-0"	C2	ALUM/GLASS	-	G-1	8'-0"	7'-6"	BY SLIDING DOOR MFR			HW-6		
1378	1378	UC EXAM ROOM 8	8'-0"	7'-0"	C1	ALUM/GLASS	-	G-1	8'-0"	7'-6"	BY SLIDING DOOR MFR			HW-6		
1379	1379	SOILED UTILITY	3'-8"	7'-0"	B	WOOD	STAIN	-	4'-0"	7'-2"	1	H.M.	PAINT	HW-9	45 MIN.	1, 4
1380	1380	STAFF WORKROOM	3'-0"	7'-0"	A	WOOD	STAIN	G-1	3'-4"	7'-2"	1	H.M.	PAINT	HW-4		
1381	1381	STAFF TOILET	3'-0"	7'-0"	B	WOOD	STAIN	-	3'-4"	7'-2"	1	H.M.	PAINT	HW-10		
1382HC	1382HC	HAC	3'-4"	7'-0"	B	WOOD	STAIN	-	3'-8"	7'-2"	1	H.M.	PAINT	HW-5	45 MIN.	4
1383	1383	OFFICE	3'-1"	8'-10"	BY MOVABLE PARTITION MANUFACTURER			G-1	3'-5"	9'-0"	BY MOVABLE PARTITION MANUFACTURER			HW-4		2
1383	1383	OFFICE	3'-0"	7'-0"	A	WOOD	STAIN	G-1	3'-4"	7'-2"	1	H.M.	PAINT	HW-4		8
1383B	1383B	OFFICE	3'-1"	8'-10"	BY MOVABLE PARTITION MANUFACTURER			G-1	3'-5"	9'-0"	BY MOVABLE PARTITION MANUFACTURER			HW-4		2
1383B	1383B	OFFICE	3'-0"	7'-0"	A	WOOD	STAIN	G-1	3'-4"	7'-2"	1	H.M.	PAINT	HW-4		8
1384	1384	CLEAN SUPPLY	3'-8"	7'-0"	B	WOOD	STAIN	-	4'-0"	7'-2"	1	H.M.	PAINT	HW-9		
1385	1385	UC EXAM ROOM 9	8'-0"	7'-0"	C1	ALUM/GLASS	-	G-1	8'-0"	7'-6"	BY SLIDING DOOR MFR			HW-6		
1386.1	1386	ISO EXAM ROOM 10	9'-0"	7'-0"	C1	ALUM/GLASS	-	G-1	9'-0"	7'-6"	BY SLIDING DOOR MFR			HW-6		3
1386.2	1386	ISO EXAM ROOM 10	3'-6"	7'-0"	A	WOOD	STAIN	G-1	3'-10"	7'-2"	1	H.M.	PAINT	HW-12		
1386A	1386A	ISO TOILET	3'-0"	7'-0"	B	WOOD	STAIN	-	3'-4"	7'-2"	1	H.M.	PAINT	HW-11		
1387	1387	ANTE ROOM	3'-6"	7'-0"	A	WOOD	STAIN	G-1	3'-10"	7'-2"	1	H.M.	PAINT	HW-12		
1388.1	1388	ISO EXAM ROOM 11	9'-0"	7'-0"	C2	ALUM/GLASS	-	G-1	9'-0"	7'-6"	BY SLIDING DOOR MFR			HW-6		3
1388.2	1388	ISO EXAM ROOM 11	3'-6"	7'-0"	A	WOOD	STAIN	G-1	3'-10"	7'-2"	1	H.M.	PAINT	HW-12		
1388A	1388A	ISO TOILET	3'-0"	7'-0"	B	WOOD	STAIN	-	3'-4"	7'-2"	1	H.M.	PAINT	HW-11		
1389	1389	TOILET	3'-0"	7'-0"	B	WOOD	STAIN	-	3'-4"	7'-2"	1	H.M.	PAINT	HW-10		
1390	1390	CONSULT/DISCHARGE	3'-1"	8'-10"	BY MOVABLE PARTITION MANUFACTURER			G-1	3'-5"	9'-0"	BY MOVABLE PARTITION MANUFACTURER			HW-4		2
1390	1390	CONSULT/DISCHARGE	3'-0"	7'-0"	A	WOOD	STAIN	G-1	3'-4"	7'-2"	1	H.M.	PAINT	HW-4		8
1392EC	1391EC	ELECTRICAL CLOSET	3'-0"	7'-0"	B	H.M.	PAINT	-	3'-4"	7'-2"	1	H.M.	PAINT	HW-5		
C1AS17	C1AS17	CORRIDOR	(2) 2'-8"	7'-0"	A	WOOD	STAIN	G-4	5'-8"	7'-2"	1	H.M.	PAINT	HW-13	20 MIN.	1
C1AS18	C1AS18	CORRIDOR	(2) 3'-0"	7'-0"	A	WOOD	STAIN	G-4	6'-4"	7'-2"	1	H.M.	PAINT	HW-13A	20 MIN.	1
C1AS20	C1AS20	CORRIDOR	(2) 3'-0"	7'-0"	A	WOOD	STAIN	G-4	6'-4"	7'-2"	1	H.M.	PAINT	HW-13	20 MIN.	1
C1AS21	C1AS21	CORRIDOR	3'-0"	7'-0"	A	WOOD	STAIN	G-1	3'-4"	7'-2"	1	H.M.	PAINT	HW-14		
C1AS23	C1AS23	CORRIDOR	(2) 3'-0"	7'-0"	A	WOOD	STAIN	G-4	6'-4"	7'-2"	1	H.M.	PAINT	HW-13	20 MIN.	1
B0305E	B0305E	AREA WELL GATE	(2) 3'-0"	6'-0"	E	METAL	PAINT	-	-	-	-	-	-	HW-15		5

TEMPORARY BARRIER WALL DOORS																
100	100	TEMP. ANTE ROOM	3'-0"	7'-0"	B	FRP	-	-	3'-4"	7'-2"	1	H.M.	PAINT	HW-16	45 MIN.	6
101	101	TEMP. ANTE ROOM	3'-0"	7'-0"	B	FRP	-	-	3'-4"	7'-2"	1	H.M.	PAINT	HW-16	45 MIN.	6
102	102	TEMP. ANTE ROOM	3'-0"	7'-0"	B	FRP	-	-	3'-4"	7'-2"	1	H.M.	PAINT	HW-16	45 MIN.	6
103	103	TEMP. ANTE ROOM	3'-0"	7'-0"	B	FRP	-	-	3'-4"	7'-2"	1	H.M.	PAINT	HW-16	45 MIN.	6
104	104	TEMP. ANTE ROOM	3'-0"	7'-0"	B	FRP	-	-	3'-4"	7'-2"	1	H.M.	PAINT	HW-16	45 MIN.	6
DOOR SCHEDULE REMARKS:																
1.) PROVIDE CARD READER																
2.) DOOR AND FRAME PROVIDED BY MOVABLE PARTITION CONTRACTOR. ALSO SEE NOTE 8.																
3.) PROVIDE PRESSURE RATED DOOR																
4.) UNDERCUT DOOR 1"																
5.) PROVIDE FREE EGRESS AT LOCKED GATE																
6.) TEMPORARY CONSTRUCTION DOOR WITH WIRELESS CARD READER.																
REUSE DOORS AND HARDWARE WHERE POSSIBLE PER STAGING.																
7.) PROVIDE 14 GA HEAVY DUTY STEEL DOORS, FRAMES & ANCHORAGES																
8.) BID DEDUCT #1: DELETE WALLS AND DOORS BY MOVABLE PARTITION MANUFACTURER.																
PROVIDE NEW DOORS & HARDWARE AS NOTED ON THIS LINE.																



Amendment #2
Revisions:
Date

Department of Veterans Affairs
Medical Center
5000 W. National Avenue
Milwaukee, WI

DEPARTMENT OF VETERANS AFFAIRS
UNITED STATES OF AMERICA

KEY PLAN:

EXISTING BLDG. 111
URGENT CARE ADDITION

CONSULTANTS:

PCG
DESIGN/BUILD SERVICES

SIGMA GROUP
Single Source. Sound Solutions.

R.A. Smith
National

Lerdohl

PROJECT LEADER:

Chequamegon
DAY GROUP, INC.
309 N. WATER ST.
SUITE 650
MILWAUKEE, WI 53202
PHONE: (414) 258-6004

Drawing Title
DOOR SCHEDULE,
DOOR & FRAME TYPES
& DETAILS
Approved: Project Director

Project Title
111 EXPAND URGENT CARE
Location:
VA Medical Center, Milwaukee, WI
Date
January 28th, 2016
Checked By:
KAB
Drawn By:
KAB

Project Number
695-402
Building Number
111
Drawing Number
A810
Office of
Facilities
Management
Department of
Veterans Affairs