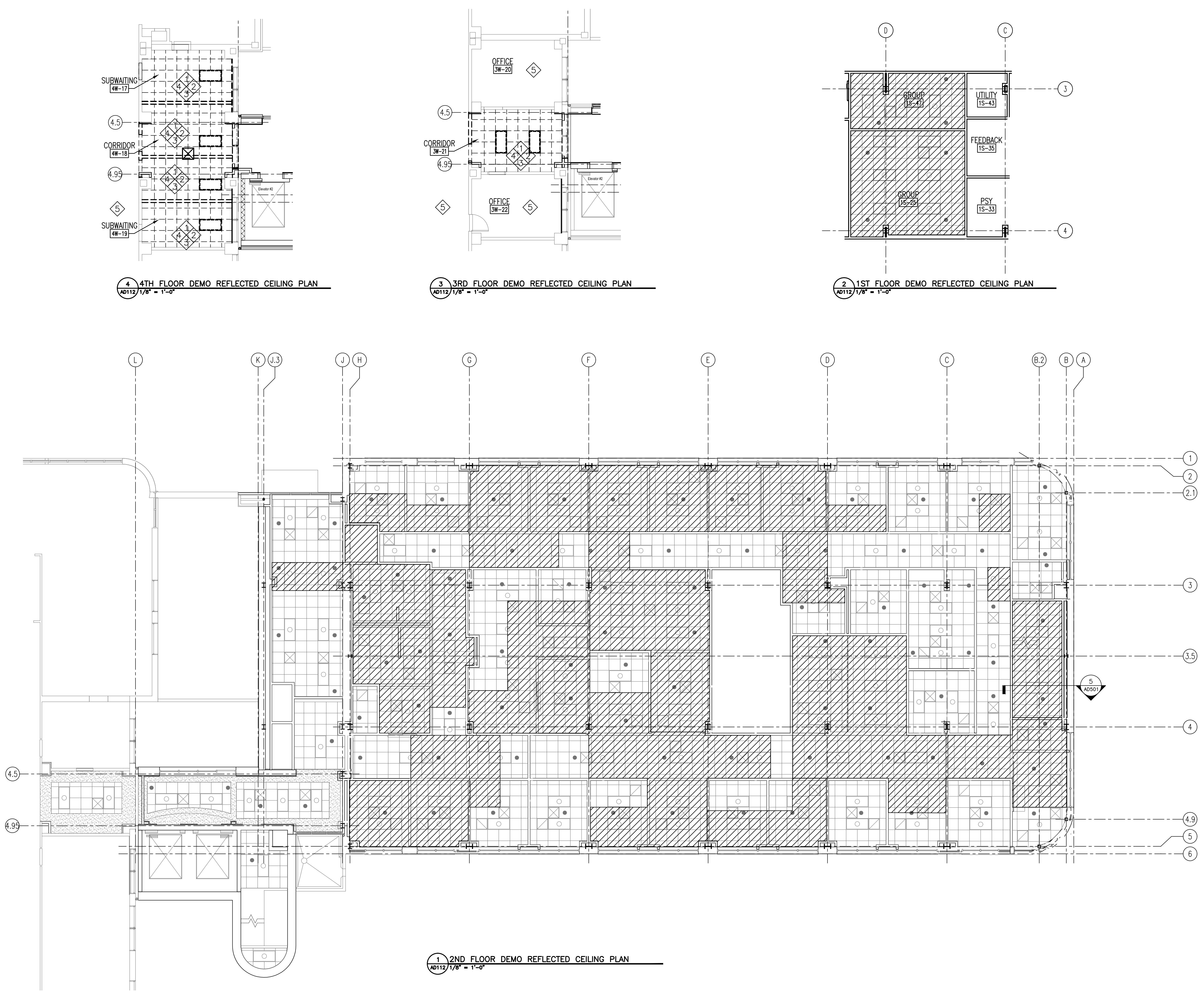


Drawing File: \\Project\1313 Renovate Radiology & SPS VA Shreveport\1313 Drawings\RENOVATE RADIOLOGY & SPS - VA SHREVEPORT\Sheets\AD112 2ND, 3RD AND 4TH FLOOR DEMOLITION REFLECTED CEILING PLANS.dwg  
Plotted by: hamed  
Date: May 20, 2015 3:55pm



4 4TH FLOOR DEMO REFLECTED CEILING PLAN  
AD112 1/8" = 1'-0"

3 3RD FLOOR DEMO REFLECTED CEILING PLAN  
AD112 1/8" = 1'-0"

2 1ST FLOOR DEMO REFLECTED CEILING PLAN  
AD112 1/8" = 1'-0"

1 2ND FLOOR DEMO REFLECTED CEILING PLAN  
AD112 1/8" = 1'-0"

### REFLECTED CEILING DEMOLITION PLAN NOTES

THE OVERHEAD SPACE ABOVE CEILINGS CONTAINS A QUANTITY OF COMMUNICATION AND DATA CABLES, SOME OF WHICH ARE INACTIVE, THAT RUN LOOSE THROUGHOUT THE SPACE. THESE CABLES ARE TO REMAIN. MOVE OR ADJUST CABLES ONLY AS REQUIRED TO ACCOMPLISH THE NEW WORK.

### REFLECTED CEILING DEMOLITION KEYNOTES

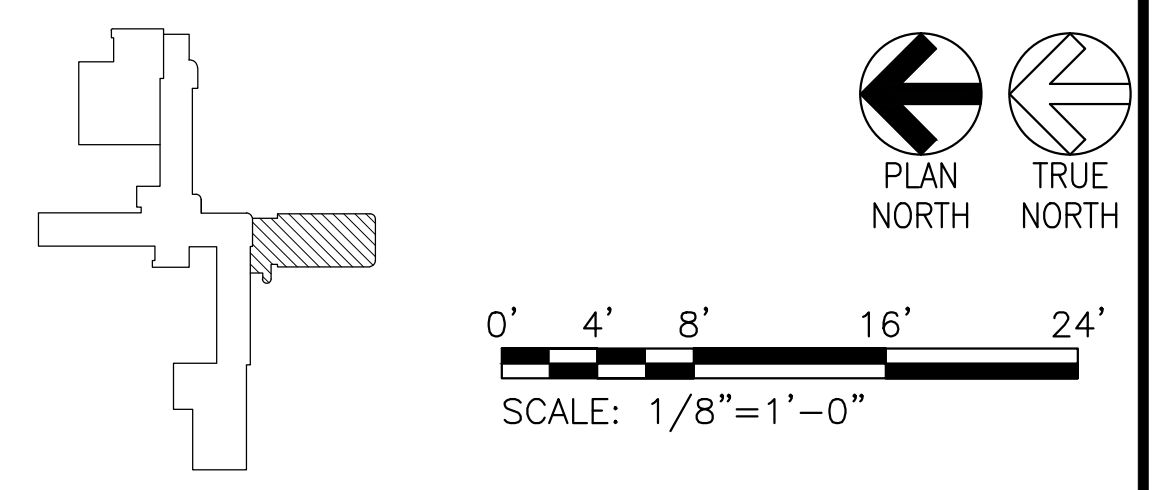
- 1 REMOVE EXISTING ACOUSTICAL TILE, SUSPENSION SYSTEM, GRID, AND SOFFITS.
- 2 REMOVE EXISTING DIFFUSERS AND DUCTS. SEE MECH DWG FOR DETAILS
- 3 LIGHT FIXTURES. REFER TO ELECTRICAL FOR DEMOLITION REQUIREMENTS
- 4 REMOVE LOW VOLTAGE EQUIPMENT FOR REINSTALLATION.
- 5 NO CEILING WORK IN THIS AREA.

### REFLECTED CEILING DEMOLITION LEGEND


**LEGEND:**

- EXISTING LIGHT (TO REMOVE)
- EXISTING LIGHT FIXT (TO REMAIN--REINSTALL IN NEW CLG GRID)
- GYP BD CLG (TO REMOVE)
- GYP BD CLG (TO REMAIN)
- ACT AND GRID (TO REMOVE)
- SPRINKLER HEAD
- RETURN/SUPPLY GRILLE (TO REMAIN)
- RETURN/SUPPLY GRILLE (TO REMOVE)
- REMOVE EXISTING ACOUSTICAL TILES AND GRID AS REQUIRED FOR HVAC, PLUMBING AND OTHER WORK. REINSTALL EXISTING ACOUSTICAL TILES AND GRID. REPLACE ANY TILE OR CEILING GRIDS DAMAGED IN THE COURSE OF THE WORK.

**NOTE:**  
ALL WORK ON THE FIRST FLOOR AND CANTEN STORAGE AT 2ND FLOOR MUST BE COMPLETED AFTER HOURS OR ON THE WEEKENDS.



### FINAL SUBMITTAL

		CONSULTANTS:			ARCHITECT:  590 Means Street NW, Suite 200 Atlanta, GA 30318 404.214.9774	Drawing Title: 1ST, 2ND, 3RD AND 4TH FLOOR DEMOLITION REFLECTED CEILING PLANS		Project Title: EXPAND RADIOLOGY AND SPS OVERTON BROOKS VAMC		Project Number: 667-083		OFFICE OF CONSTRUCTION AND FACILITIES MANAGEMENT		
						Approved: Project Director		Location: SHREVEPORT, LA		Building Number: 1			Drawing Number: AD112	
Revisions:		Date				Date: 04-17-2015		Checked: XX		Drawn: XX		Dwg. 14 of 160		VA  U.S. Department of Veterans Affairs