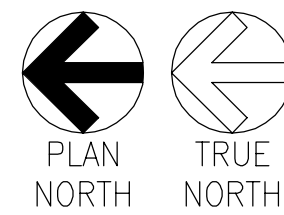
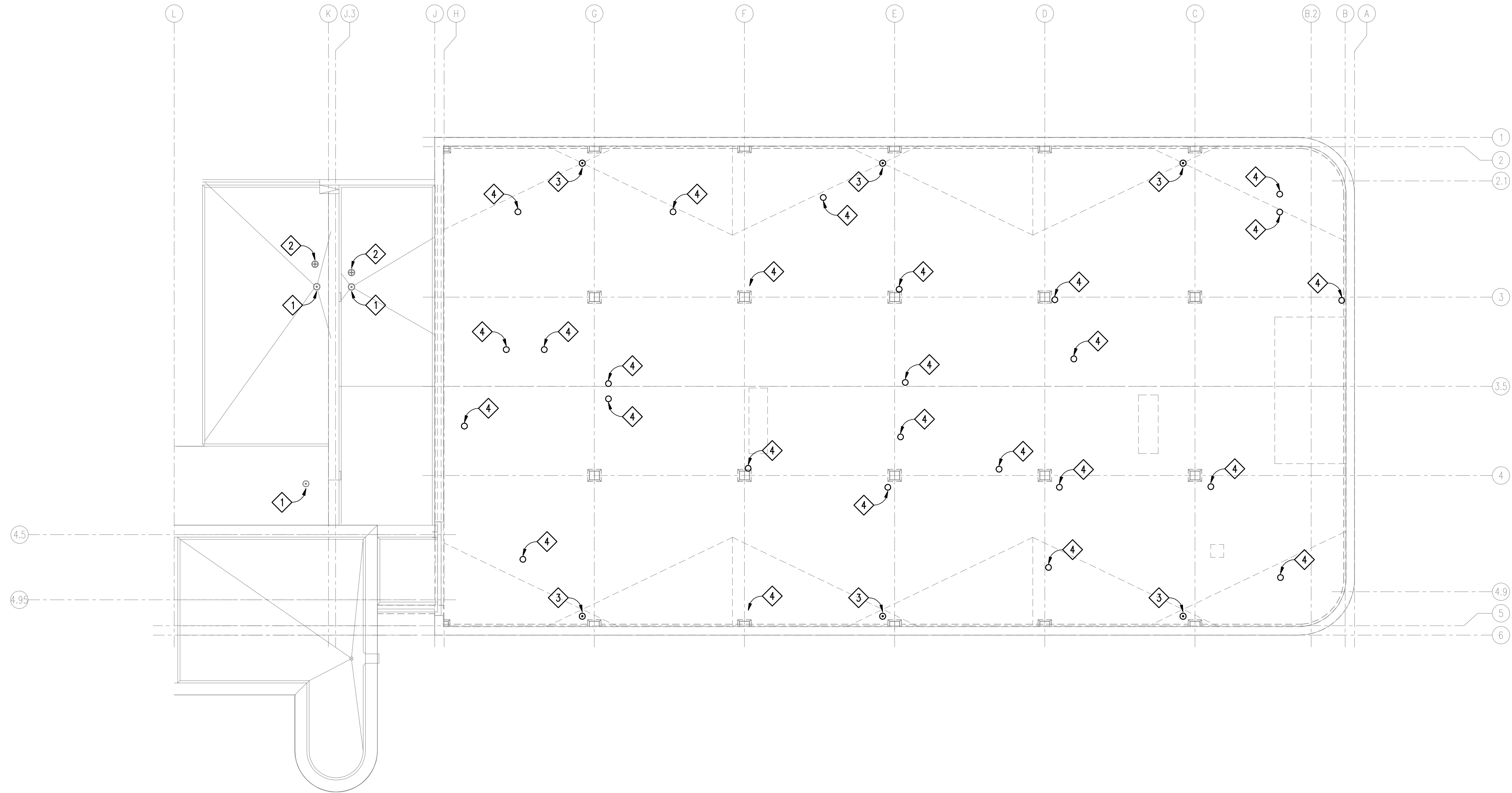


Plotting File: W:\2013\5123-VA Shreveport 3rd and 4th Floor Drawings\5123-5123 PD 102 Roof-Demolition.dwg
Plotted by: jgleland
Plotted Date: Apr 20, 2015 - 10:15am

three eighths inch = one foot
one quarter inch = one foot
one eighth inch = one foot
one and one half inches = one foot
one inch = one foot
three quarters inch = one foot
one and one half inches = one foot
three inches = one foot



WASTE, DRAIN, AND VENT PIPING
ROOF DEMOLITION PLAN
SCALE: 1/8" = 1'-0"




DEMOLITION WORK KEYED NOTES:
(THIS DRAWINGS ONLY)

- 1 EXISTING ROOF DRAIN TO REMAIN.
- 2 EXISTING EMERGENCY ROOF DRAIN OVERFLOW TO REMAIN.
- 3 REMOVE AND DISCARD EXISTING ROOF DRAIN AND ALL ASSOCIATED PIPING AND FITTINGS BACK TO SECOND FLOOR CEILING SCOPE OF WORK. REFER TO DRAWING PL101.
- 4 REMOVE AND DISCARD VENT THRU ROOF AND ALL ASSOCIATED PIPING AND FITTINGS BACK TO SECOND FLOOR CEILING SCOPE OF WORK. REFER TO DRAWING PL101.

Revisions:	Date

CONSULTANTS:

CLARK•NEXSEN
440 MARTIN LUTHER KING, JR. BLVD.
MACON, GA 31201
478-743-8415 FAX 478-743-8239
WWW.CLARKNEXSEN.COM



ARCHITECT:

TOLAND MIZELL MOLNAR
590 Means Street NW, Suite 200
Atlanta, GA 30318
404.214.9774

Drawing Title:
WASTE, DRAIN, AND VENT PIPING
ROOF DEMOLITION PLAN

Approved: Project Director

Project Title:
EXPAND RADIOLOGY AND SPS
OVERTON BROOKS VAMC

Location:
SHREVEPORT, LA

Date:
04-17-2015

Checked:
CARLTON

Drawn:
BARNHART

Project Number:
667-083

Building Number:
1

Drawing Number:
PD102

Dwg. 83 of 160

FINAL SUBMITTAL

OFFICE OF
CONSTRUCTION
AND FACILITIES
MANAGEMENT

VA U.S. Department
of Veterans Affairs