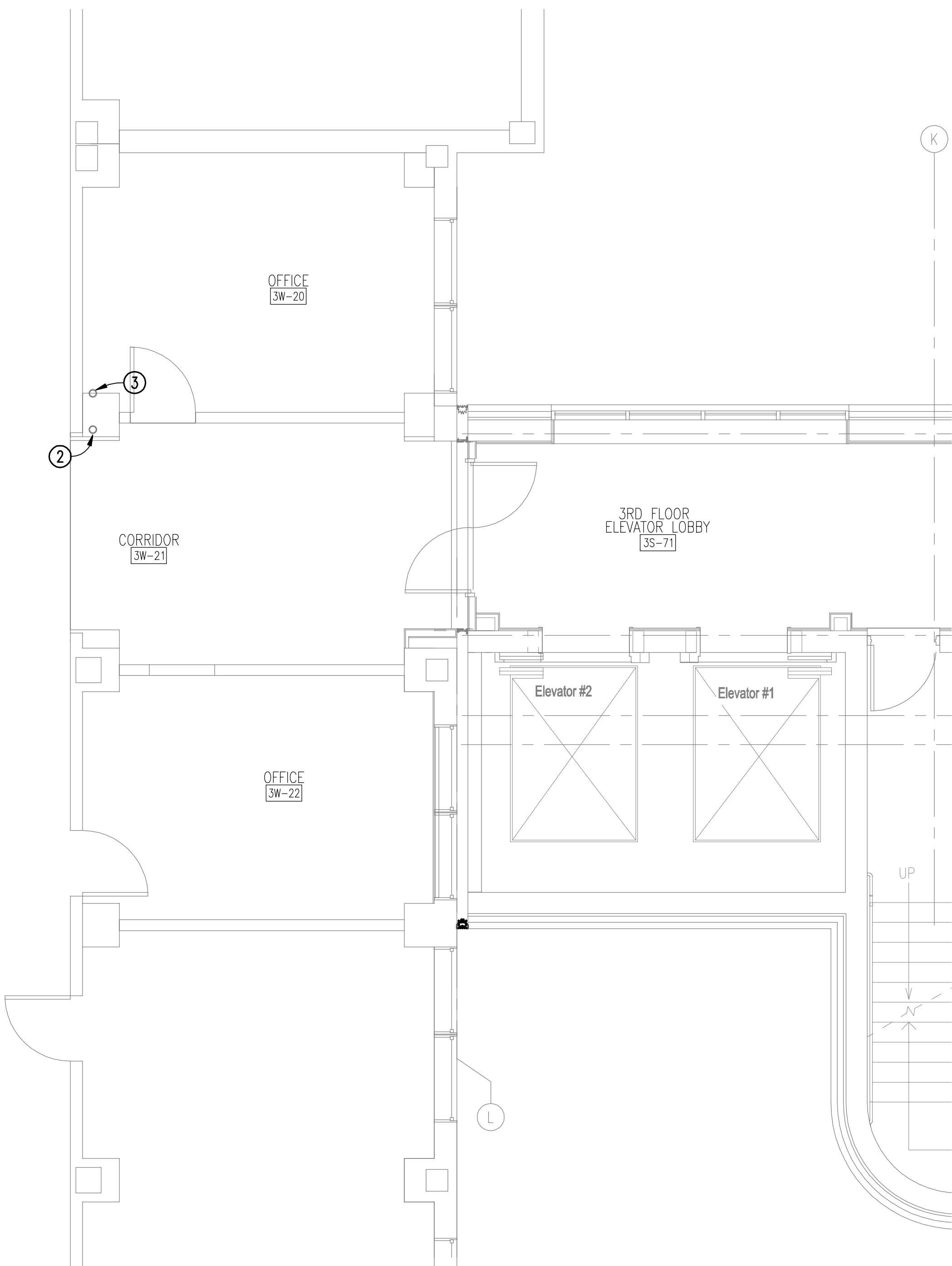

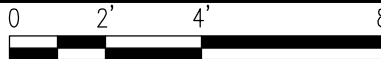
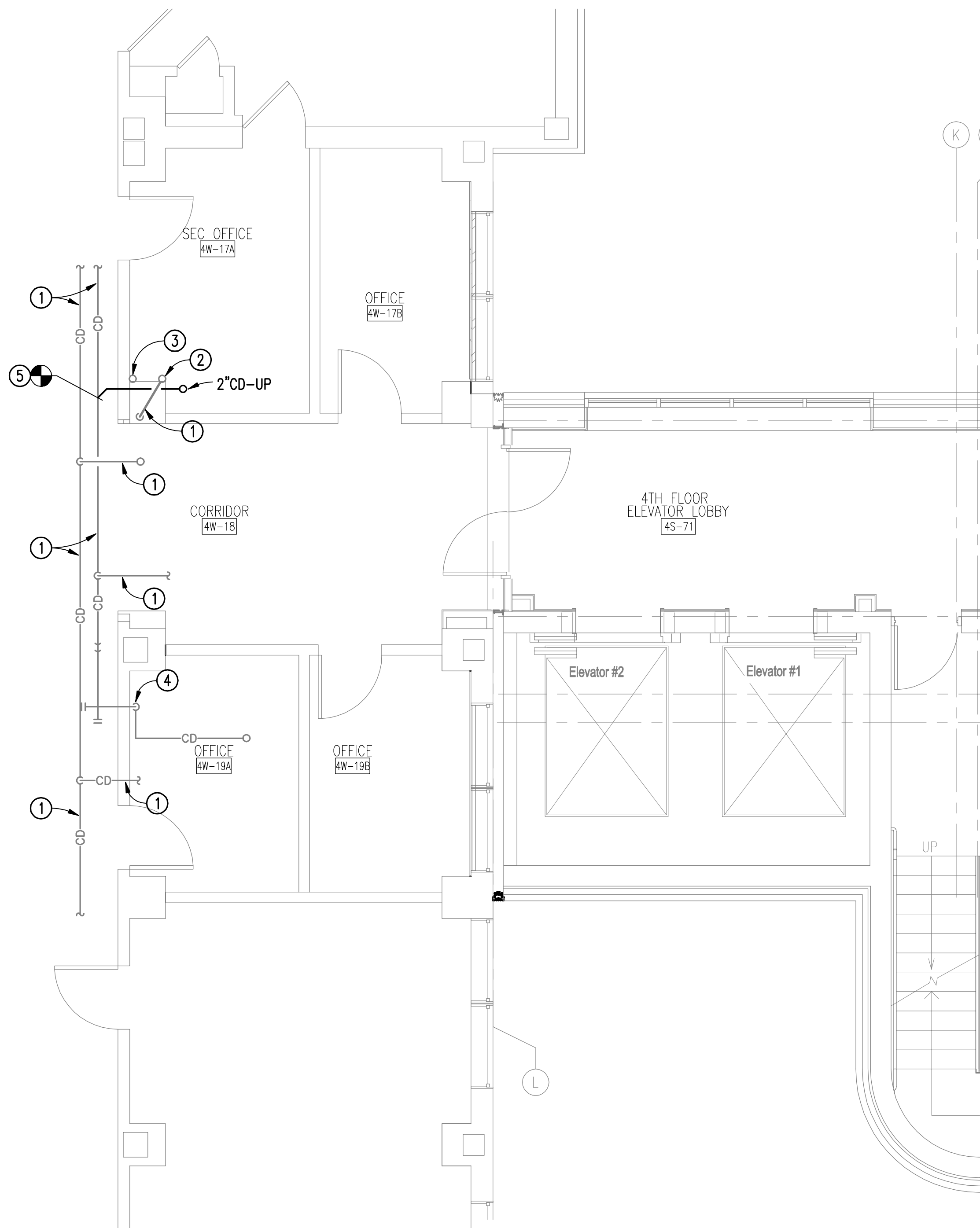



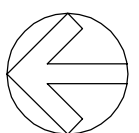
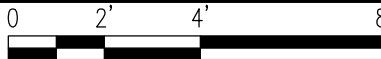
Plotting File: \\VA\2013\15123-VA Shreveport 3rd and 4th Floor\Drawings\14-5123 PP 201 Third-Fourth Floor-New.dwg  
Plotted by: tgleland  
Plotted Date: Apr 20, 2015 - 10:31am  
one-eighth inch = one foot  
one-quarter inch = one foot  
three-eighths inch = one foot  
one-half inch = one foot  
three-quarters inch = one foot  
one inch = one foot  
one and one-half inches = one foot  
three inches = one foot

A  
B  
C  
D  
E  
F  
G



  **LARGE-SCALE THIRD FLOOR STAIRS NEW WORK PLAN**  
SCALE: 1/4" = 1'-0"  




  **LARGE-SCALE FOURTH FLOOR STAIRS NEW WORK PLAN**  
SCALE: 1/4" = 1'-0"  


- NEW WORK KEYED NOTES:**  
(THIS DRAWING ONLY)
- ① EXISTING PLUMBING PIPING.
  - ② EXISTING SANITARY SEWER RISER.
  - ③ EXISTING DOMESTIC HOT WATER RETURN RISER.
  - ④ EXISTING CONDENSATE DRAIN PIPING.
  - ⑤ CONNECT NEW CONDENSATE DRAIN PIPING TO EXISTING CONDENSATE PIPING ABOVE 4TH FLOOR CEILING AT APPROXIMATE LOCATION INDICATED.

A  
B  
C  
D  
E  
F  
G  
C

		<b>CONSULTANTS:</b>		<b>CLARK•NEXSEN</b> 440 MARTIN LUTHER KING, JR. BLVD. MACON, GA 31201 478-743-8415 FAX 478-743-8239 WWW.CLARKNEXSEN.COM				<b>ARCHITECT:</b>  <b>TOLAND MIZELL MOLNAR</b> 590 Means Street NW, Suite 200 Atlanta, GA 30318 404.214.9774		<b>Drawing Title:</b> LARGE-SCALE THIRD AND FOURTH FLOOR NEW WORK PLANS		<b>Project Title:</b> EXPAND RADIOLOGY AND SPS OVERTON BROOKS VAMC		<b>Project Number:</b> 667-083		<b>FINAL SUBMITTAL</b>  <b>OFFICE OF CONSTRUCTION AND FACILITIES MANAGEMENT</b>   <b>U.S. Department of Veterans Affairs</b>			
										<b>Approved:</b> Project Director		<b>Location:</b> SHREVEPORT, LA		<b>Drawing Number:</b> PP201					
												<b>Date:</b> 04-17-2015		<b>Checked:</b> CARLTON		<b>Drawn:</b> BARNHART		<b>Dwg.</b> 89 <b>of</b> 160	