

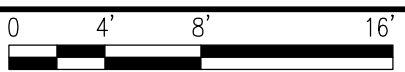
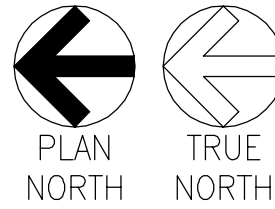
NEW WORK KEYED NOTES:  
(THIS DRAWING ONLY)

- ① PROVIDE AND INSTALL NEW FLOOR DRAIN WITH CHEMICALLY RESISTANT ELASTOMER FLOOR DRAIN TRAP SEAL PROTECTION DEVICE.
- ② PROVIDE AND INSTALL NEW FLOOR SINK WITH CHEMICALLY RESISTANT ELASTOMER FLOOR DRAIN TRAP SEAL PROTECTION DEVICE.
- ③ PROVIDE AND INSTALL NEW HUB DRAIN.
- ④ 6"SD-UP&DN.
- ⑤ 4"SD-UP&DN.

GENERAL NOTES


- A. THESE DRAWINGS ARE DIAGRAMMATIC ONLY AND ARE NOT TO BE SCALED. FIELD VERIFY ALL DIMENSIONS, PIPE SIZES, AND INVERTS. REFER TO ARCHITECTURAL DRAWINGS FOR DIMENSIONS AND LOCATIONS OF ALL PLUMBING FIXTURES AND EQUIPMENT.
- B. COORDINATE PIPE ROUTING WITH DUCT ROUTING, EQUIPMENT LOCATIONS, ELECTRICAL INSTALLATIONS, AND BUILDING STRUCTURAL MEMBERS. OFFSET PIPING WHERE REQUIRED TO AVOID CONFLICTS. AVOID PENETRATING ANY MAIN STRUCTURAL BEAM. NOTIFY COR OF ANY CONFLICTS.
- C. CONTRACTOR SHALL REMOVE AND REPAIR PORTIONS OF FLOORS, CEILINGS AND/OR SLABS AFFECTED BY PLUMBING MODIFICATIONS. REPAIR SURFACES TO MATCH EXISTING UNLESS NOTED OTHERWISE ON ARCHITECTURAL DRAWINGS.
- D. CONTRACTOR SHALL INSPECT AND ROD OUT EXISTING SANITARY WASTE AND/OR SEWER PIPING BEFORE MAKING ANY NEW CONNECTIONS. CONTRACTOR SHALL NOTIFY OWNER AND COR OF ALL SANITARY SEWER WHICH IS NOT SERVICEABLE AND REQUIRE REPLACEMENT.
- E. PRIOR TO PERFORMING ANY PLUMBING WORK OR PURCHASING ANY MATERIALS VERIFY EXACT LOCATION, ROUTING, AND PIPE SIZES, ETC. OF ALL EXISTING SANITARY SEWER, VENT, AND STORM DRAINAGE PIPING.
- F. PROVIDE CLEANOUT(S) AS REQUIRED BY INTERNATIONAL PLUMBING CODE, LOCAL CODE, AND/OR WHERE HORIZONTAL SANITARY SEWER PIPING CHANGES DIRECTION OVER 45°.
- D. NEW 2" SANITARY DRAIN AND VENT PIPING SHALL BE SLOPED A MINIMUM TWO PERCENT, ONE-QUARTER INCH PER FOOT. NEW 3" AND 4" SANITARY DRAIN AND VENT PIPING SHALL BE SLOPED A MINIMUM ONE PERCENT, ONE-EIGHTH INCH PER FOOT.
- E. ALL HORIZONTAL STORM DRAINAGE AND EMERGENCY STORM DRAINAGE PIPING SHALL BE WATER VAPOR INSULATED.
- I. REFER TO ISOMETRIC RISER DIAGRAMS PLUMBING DRAWING PL201 FOR PIPE SIZES.

WASTE DRAIN AND VENT PIPING  
THIRD FLOOR NEW WORK PLAN  
SCALE: 1/8" = 1'-0"



CONSULTANTS:

**CLARK•NEXSEN**  
440 MARTIN LUTHER KING, JR. BLVD.  
MACON, GA 31201  
478-743-8415 FAX 478-743-8239  
WWW.CLARKNEXSEN.COM



ARCHITECT:



590 Means Street NW, Suite 200  
Atlanta, GA 30318  
404.214.9774

Drawing Title:  
**WASTE DRAIN AND VENT PIPING  
THIRD FLOOR NEW WORK PLAN**

Approved: Project Director

Project Title:  
**EXPAND RADIOLOGY AND SPS  
OVERTON BROOKS VAMC**

Location:  
**SHREVEPORT, LA**

Date:  
**04-17-2015**

Checked:  
**CARLTON**

Drawn:  
**BARNHART**

Project Number:  
**667-083**

Building Number:  
**1**

Drawing Number:

**PL102**

Dwg. 94 of 160

**OFFICE OF  
CONSTRUCTION  
AND FACILITIES  
MANAGEMENT**



**FINAL SUBMITTAL**