

Plotting File: W:\2013\15123-VA Shreveport 3rd and 4th Floor Drawings\08-5123 PL 104 Roof-Waste Drain and Vent.dwg
Plotted by: igleland
Plotted Date: Apr 20, 2015 - 10:26am
one-eighth inch = one foot
one-quarter inch = one foot
three-eighths inch = one foot
one-half inch = one foot
three-quarters inch = one foot
one inch = one foot
one and one-half inches = one foot
three inches = one foot

NEW WORK KEYED NOTES:

(THIS DRAWING ONLY)

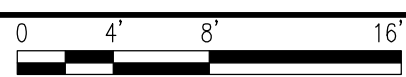
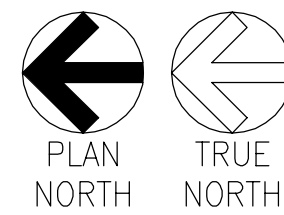
- EXISTING ROOF DRAIN.
- EXISTING EMERGENCY ROOF DRAIN OVERFLOW.
- PROVIDE AND INSTALL NEW 6" ROOF DRAIN.
- PROVIDE AND INSTALL NEW VENT THRU ROOF.
- PROVIDE AND INSTALL NEW 4" ROOF DRAIN.
- 4"SD-UP TO ROOF DRAIN LEADER.
- 4"SD-DN.
- PROVIDE AND INSTALL NEW REDUCE PRINCIPLE BACK FLOW PREVENTER AT APPROXIMATE LOCATION INDICATED. FOR CONTINUATION OF PIPING REFER TO MECHANICAL DRAWINGS.
- 3/4" DOWS-DN.

GENERAL NOTES

- THESE DRAWINGS ARE DIAGRAMMATIC ONLY AND ARE NOT TO BE SCALED. FIELD VERIFY ALL DIMENSIONS, PIPE SIZES, AND INVERTS. REFER TO ARCHITECTURAL DRAWINGS FOR DIMENSIONS AND LOCATIONS OF ALL PLUMBING FIXTURES AND EQUIPMENT.
- REFER TO ISOMETRIC RISER DIAGRAMS PLUMBING DRAWING PL201 FOR PIPE SIZES.

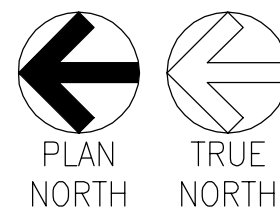
WASTE DRAIN AND VENT PIPING
ROOF NEW WORK PLAN

SCALE: 1/8" = 1'-0"



WASTE DRAIN AND VENT PIPING
STAIRS ROOF NEW WORK PLAN

SCALE: 1/8" = 1'-0"



FINAL SUBMITTAL

Revisions:	Date

CONSULTANTS:
CLARK•NEXSEN 440 MARTIN LUTHER KING, JR. BLVD. MACON, GA 31201 478-743-8415 FAX 478-743-8239 WWW.CLARKNEXSEN.COM



ARCHITECT:
TOLAND MIZELL MOLNAR 590 Means Street NW, Suite 200 Atlanta, GA 30318 404.214.9774

Drawing Title:
WASTE DRAIN AND VENT PIPING ROOF NEW WORK PLANS
Approved: Project Director

Project Title:
EXPAND RADIOLOGY AND SPS OVERTON BROOKS VAMC
Location:
SHREVEPORT, LA
Date:
04-17-2015
Checked:
CARLTON
Drawn:
BARNHART

Project Number:
667-083
Building Number:
1
Drawing Number:
PL104
Dwg. 96 of 160

OFFICE OF CONSTRUCTION AND FACILITIES MANAGEMENT
VA