

Client: VAMC Providence, Rhode Island
830 Chalkstone Ave
Providence, RI 02908



Report: Fire Barrier Wall - Large Opening
VA 241-15-C-0127
PO 650-C58125

Providence VA Medical Center - Fire Barrier Wall Large Opening (Holes) Report

2016.4.April / 00. Basement (0 Basement 102015) -

Date Created	EOC ID #	Punch #	Room Number	Type	Item	Wall Material	Fire Rating	Comments	Width (ft.)	Height (ft.)	Sides
10/28/15	268294	8	Spec Pur 21	Large wall with penetrations	Large Opening	Concrete	30min Smoke Barrier	Unprotected insulated pipe can not be accessed to to mechanicals.	2	1	1
10/27/15	266838	108	D013	z-other	Large Opening	Gypsum	1HR Fire Barrier	Mud and tape wallboard seams.	1	1	1
10/27/15	266839	109	D013	Large wall with penetrations	Large Opening	Gypsum	1HR Fire Barrier	scab patch with cable bundle.	1	2	1
10/27/15	266840	110	D012	Large wall with penetrations	Large Opening	Gypsum	1HR Fire Barrier	Gypsum board seams need to mud and taped.	2	2	1
10/27/15	266841	111	Office D012	z-other	Large Opening	Gypsum	1HR Fire Barrier	Gypsum board seams need to mud and taped.	1	1	1
10/28/15	268295	116	Spec Pur 21	z-other	Large Opening	Concrete	30min Smoke Barrier	Fiber board is scabbed on wall. Opening behind is undetermined	2	2	1
10/28/15	268331	116	D009	Large wall with penetrations	Large Opening	Gypsum	1HR Fire Barrier	Stucco needs to be demoed and replaced completely with rated gypsum board.	1	1	1
10/28/15	268297	117	017A	Large wall with penetrations	Large Opening	Concrete	30min Smoke Barrier	Conduit penetrations can not be accessd due to mechanicals. Bottom side of penetraitons are caulked by others.	1	1	1

Contractor: EOC Solutions, LLC
117 Apple Brook Way
Manchester, NH 03109
Phone: (603) 552-5823

Client: VAMC Providence, Rhode Island
830 Chalkstone Ave
Providence, RI 02908



Report: Fire Barrier Wall - Large Opening
VA 241-15-C-0127
PO 650-C58125

10/28/15	268301	120	Canteen 38	No access due to mechanicals	Large Opening	Concrete	2HR Fire Barrier	Side of rated mechanical shaft is missing. Wall is behind finished drywall and can not verify how much of the wall is missing.	1	1	1
11/6/15	269890	179	Storage Electrical 2B	Large wall with penetrations	Large Opening	Concrete	1HR Fire Barrier	Room on PFI. No PFI # listed. 4ft x 3ft Hole in concrete with plywood panel covering. Room 2B	4	3	1
11/6/15	269892	181	D009	Large wall with penetrations	Large Opening	Gypsum	1HR Fire Barrier	Room on PFI. No PFI ID # Listed. Room D009	6	1	2
4/5/16	307401	218	Mechanical Room D009	z-other	Large Opening	Gypsum	1HR Fire Barrier	12x12 Scab Patch	1	1	1
4/5/16	307402	219	Mechanical Room D009	z-other	Large Opening	Gypsum	1HR Fire Barrier	1ftx2.5ft Scab Patch	3	1	1
4/5/16	307403	220	Mechanical Room D009	z-other	Large Opening	Gypsum	1HR Fire Barrier	12 x 12 Scab Patch	1	1	1
4/5/16	307404	221	Mechanical room D009	z-other	Large Opening	Gypsum	1HR Fire Barrier	1ft x 1ft Scab Patch	1	1	1
4/5/16	307405	222	Mechanical Room D009	z-other	Large Opening	Gypsum	1HR Fire Barrier	1ft x 1ft Scab Patch	1	1	1
4/5/16	307406	223	Mechanical Room D009	z-other	Large Opening	Gypsum	1HR Fire Barrier	1ft x 1ft Scab Patch	1	1	1

2016.4.April / 01. First Floor (1 1st floor 102015) -

Date Created	EOC ID #	Punch #	Room Number	Type	Item	Wall Material	Fire Rating	Comments	Width (ft.)	Height (ft.)	Sides
10/28/15	268394	130	Corridor D1212-4	z-other	Large Opening	Gypsum	2HR Fire Barrier	scab patch needs replacement.	1	3	1

Contractor: EOC Solutions, LLC
117 Apple Brook Way
Manchester, NH 03109
Phone: (603) 552-5823

Client: VAMC Providence, Rhode Island
830 Chalkstone Ave
Providence, RI 02908



Report: Fire Barrier Wall - Large Opening
VA 241-15-C-0127
PO 650-C58125

10/28/15	268396	131	Corridor D1212-4	Large wall with penetrations	Large Opening	Gypsum	1HR Fire Barrier	Wall above door heavily patched and deficient. Not able to repair. Corridor D1212-4	1	1	1
10/29/15	268451	146	D1013	Sections of walls missing	Large Opening	Gypsum	2HR Fire Barrier	Wall needs demo and rebuilt to restore fire rating. Room D1013	3	2	1
10/29/15	268482	147	1-L-C5 Dbl Door 1C2A	No access due to mechanicals	Large Opening	Concrete	30min Smoke Barrier	Room on PFI 1-192. No access to rated barrier deficiencies due to the amount of mechanicals i.e. duct work, pipe, and or conduit etc. in the way. 1-L-C5 Dbl Door 1C2A	1	1	1
11/2/15	269408	169	House keeping D152	Sections of walls missing	Large Opening	Gypsum	30min Smoke Barrier	Drywall is scabbed together. Needs to be demoed and rebuilt correctly to restore fire rating. Limited access due to mechanicals	4	3	1
11/10/15	271531	182	Corridor D1212-1	Large wall with penetrations	Large Opening	Concrete	30min Smoke Barrier	Room on PFI 1-200. Metal Sleeve with penetration Room D1212-1	2	3	2
11/10/15	271532	183	Electrical Closet 157B	Sections of walls missing	Large Opening	Gypsum	2HR Fire Barrier	Multiple holes	2	2	1
4/6/16	307880	235	Oxygen Storage D144	Sections of walls missing	Large Opening	Concrete	1HR Fire Barrier	Section of block missing with penetration 16in x 16in	2	2	1

2016.4.April / 02. Second Floor (2 2nd Floor 102015) -

Date Created	EOC ID #	Punch #	Room Number	Type	Item	Wall Material	Fire Rating	Comments	Width (ft.)	Height (ft.)	Sides
10/30/15	268574	148	Elevator Lobby L-2	Sections of walls missing	Large Opening	Concrete	2HR Fire Barrier	Room on PFI 1-259. Non rated wall. Misc. penetrations, conduit and copper pipe. Room L-2	3	1	1

Contractor: EOC Solutions, LLC
117 Apple Brook Way
Manchester, NH 03109
Phone: (603) 552-5823

Client: VAMC Providence, Rhode Island
830 Chalkstone Ave
Providence, RI 02908



Report: Fire Barrier Wall - Large Opening
VA 241-15-C-0127
PO 650-C58125

10/30/15	268619	149	Radiologist Office 259	Large wall with penetrations	Large Opening	Gypsum	1HR Fire Barrier	Pipe needs protected on both sides.	1	1	2
10/30/15	268624	150	Soiled and O2 215B	Sections of walls missing	Large Opening	Gypsum	1HR Fire Barrier	Gypsum board missing. Metal studs in place. Top of wall joint will be needed also.	3	3	1

2016.4.April / 03. Third Floor (3 3rd Floor 102015) -

Date Created	EOC ID #	Punch #	Room Number	Type	Item	Wall Material	Fire Rating	Comments	Width (ft.)	Height (ft.)	Sides
10/30/15	268684	156	Lobby space	Large wall with penetrations	Large Opening	Concrete	30min Smoke Barrier	Wire lath and scratch coat is defieicent and needs to be removed and protected properly. Misc penetrations.	25	1	1
11/12/15	271617	209	Office 366	Sections of walls missing	Large Opening	Concrete	2HR Fire Barrier	Room on PFI. No PFI # listed. Part of 3-B renovation. General Contractor responsibility. Room 366	1	1	1
4/8/16	308485	252	Outside Communicatio n Closet TC-3	Sections of walls missing	Large Opening	Concrete	2HR Fire Barrier	Needs block & mortar	2	2	1
4/9/16	309028	257	Janitors Closet 335	z-other	Large Opening	Concrete	2HR Fire Barrier	Needs new 2ftx2ft ceiling tile	1	1	1

Contractor: EOC Solutions, LLC
117 Apple Brook Way
Manchester, NH 03109
Phone: (603) 552-5823

Client: VAMC Providence, Rhode Island
830 Chalkstone Ave
Providence, RI 02908



Report: Fire Barrier Wall - Large Opening
VA 241-15-C-0127
PO 650-C58125

2016.4.April / 04. Fourth Floor (4 4th Floor 102015) -

Date Created	EOC ID #	Punch #	Room Number	Type	Item	Wall Material	Fire Rating	Comments	Width (ft.)	Height (ft.)	Sides
4/9/16	309113	260	Outside Communication Closet TC-4	Sections of walls missing	Large Opening	Concrete	2HR Fire Barrier	2ft x 1ft Needs block and mortar	1	2	1

2016.4.April / 05. Fifth Floor (5 5th Floor 102015) -

Date Created	EOC ID #	Punch #	Room Number	Type	Item	Wall Material	Fire Rating	Comments	Width (ft.)	Height (ft.)	Sides
11/10/15	271545	192	Closet 536B	Sections of walls missing	Large Opening	Gypsum	1HR Fire Barrier	Room on PFI 1-080. Non rated ceiling. Drywall ceiling is not rated. Concrete floor slab is the rated barrier. Penetrations are to be corrected from the top side of floor slab. Room 536B	1	1	1
11/10/15	271548	195	Corridor 5CA-2	Sections of walls missing	Large Opening	Gypsum	2HR Fire Barrier	Room on PFI1-093. Cable Tray needs protected. Room 5CA-2	2	1	2
4/6/16	308022	238	Electrical Closet 538	z-other	Large Opening	Gypsum	2HR Fire Barrier	12x16 scab patch	1	2	1
4/6/16	308027	241	Cheif Medical Office 556	Sections of walls missing	Large Opening	Concrete	2HR Fire Barrier	3ft x 4 ft block wall needs built	4	3	1
4/6/16	308032	243	Vestibule 549	Sections of walls missing	Large Opening	Concrete	2HR Fire Barrier	Damper sitting alone in wall' not in HVAC system. Need block and Mortar	2	1	2

Contractor: EOC Solutions, LLC
117 Apple Brook Way
Manchester, NH 03109
Phone: (603) 552-5823

Client: VAMC Providence, Rhode Island
830 Chalkstone Ave
Providence, RI 02908



Report: Fire Barrier Wall - Large Opening
VA 241-15-C-0127
PO 650-C58125

2016.4.April / 06. Sixth Floor (6 6th Floor 102015) -

Date Created	EOC ID #	Punch #	Room Number	Type	Item	Wall Material	Fire Rating	Comments	Width (ft.)	Height (ft.)	Sides
11/6/15	269891	180	Surgical Residence Office 698	Sections of walls missing	Large Opening	Gypsum	30min Smoke Barrier	Room on PFI. No PFI # listed. Room 698	2	3	2

2016.4.April / 07. Seventh Floor (7 7th Floor 102015) -

Date Created	EOC ID #	Punch #	Room Number	Type	Item	Wall Material	Fire Rating	Comments	Width (ft.)	Height (ft.)	Sides
11/2/15	269667	171	Conference Room 703	z-other	Large Opening	Gypsum	2HR Fire Barrier	Opening with blue board insulation. Insulation is an unrated material and needs to be removed. Opening needs to be replaced with gypsum and penetration protected.	2	2	1
11/2/15	269668	172	Conference Room 703	z-other	Large Opening	Gypsum	2HR Fire Barrier	Section of wall missing and needs to be protected.	2	2	1

Contractor: EOC Solutions, LLC
117 Apple Brook Way
Manchester, NH 03109
Phone: (603) 552-5823

Client: VAMC Providence, Rhode Island
830 Chalkstone Ave
Providence, RI 02908



Report: Fire Barrier Wall - Large Opening
VA 241-15-C-0127
PO 650-C58125

Providence VA Medical Center - Fire Barrier Wall Large Opening (Joints) Report

2016.4.April / 00. Basement (0 Basement 102015) -

Date Created	EOC ID #	Punch #	Room Number	Type	Item	Wall Material	Fire Rating	Comments	Width (ft.)	Length (ft.)
10/27/15	266848	105	Stair G	Joints	Large Opening	Gypsum	1HR Fire Barrier	Gap between monokoted steel beam and wall needs to be protected.	0.5	6
10/27/15	266837	107	D009	Joints	Large Opening	Gypsum	1HR Fire Barrier	Joint is tight.	0.5	100
10/27/15	266845	115	D012	Joints	Large Opening	Gypsum	1HR Fire Barrier	Head of wall and wall to wall joint needs to be protected.	0.5	13
10/28/15	268303	121	Stair S01	Joints	Large Opening	Gypsum	2HR Fire Barrier	Head of wall joint needs protected	0.5	20
11/16/15	272253	210	D009	Joints	Large Opening	Concrete	1HR Fire Barrier	Room on PFI. No PFI # listed. No access due to mechanicals. Room D009	0.5	1

2016.4.April / 02. Second Floor (2 2nd Floor 102015) -

Date Created	EOC ID #	Punch #	Room Number	Type	Item	Wall Material	Fire Rating	Comments	Width (ft.)	Length (ft.)
10/30/15	268629	155	Soiled and O2 215B	Joints	Large Opening	Gypsum	30min Smoke Barrier	Head of wall needs to be properly protected.	0.5	10

Contractor: EOC Solutions, LLC
117 Apple Brook Way
Manchester, NH 03109
Phone: (603) 552-5823

Client: VAMC Providence, Rhode Island
830 Chalkstone Ave
Providence, RI 02908



Report: Fire Barrier Wall - Large Opening
VA 241-15-C-0127
PO 650-C58125

2016.4.April / 05. Fifth Floor (5 5th Floor 102015) -

Date Created	EOC ID #	Punch #	Room Number	Type	Item	Wall Material	Fire Rating	Comments	Width (ft.)	Length (ft.)
10/30/15	268823	157	Elevator Lobby 5-L-1	Joints	Large Opening	Concrete	1HR Fire Barrier	Head of wall around elevators needs to be protected.	0.5	100
4/6/16	308016	237	Elevator Lobby L51	Joints	Large Opening	Concrete	2HR Fire Barrier	20ft x 1in HOW	1	20

2016.4.April / 07. Seventh Floor (7 7th Floor 102015) -

Date Created	EOC ID #	Punch #	Room Number	Type	Item	Wall Material	Fire Rating	Comments	Width (ft.)	Length (ft.)
4/7/16	308274	247	Elevator Lobby 701	Joints	Large Opening	Gypsum	2HR Fire Barrier	20ft x 3inch HOW. Needs Stuffed and Sprayed	3	20

Contractor: EOC Solutions, LLC
117 Apple Brook Way
Manchester, NH 03109
Phone: (603) 552-5823

04/18/16

BUILDING 01 - BASEMENT FLOOR
SCALE: 1/8" = 1'-0"

OCCUPANCY: WINGS A-D HEALTHCARE, WING E BUSINESS

FIRE PROTECTION FEATURES LIFE SAFETY PLAN

LEGEND




- 1. FIRE PROTECTION FEATURES
- 2. FIRE PROTECTION FEATURES
- 3. FIRE PROTECTION FEATURES
- 4. FIRE PROTECTION FEATURES
- 5. FIRE PROTECTION FEATURES
- 6. FIRE PROTECTION FEATURES
- 7. FIRE PROTECTION FEATURES
- 8. FIRE PROTECTION FEATURES
- 9. FIRE PROTECTION FEATURES
- 10. FIRE PROTECTION FEATURES
- 11. FIRE PROTECTION FEATURES
- 12. FIRE PROTECTION FEATURES
- 13. FIRE PROTECTION FEATURES
- 14. FIRE PROTECTION FEATURES
- 15. FIRE PROTECTION FEATURES
- 16. FIRE PROTECTION FEATURES
- 17. FIRE PROTECTION FEATURES
- 18. FIRE PROTECTION FEATURES
- 19. FIRE PROTECTION FEATURES
- 20. FIRE PROTECTION FEATURES
- 21. FIRE PROTECTION FEATURES
- 22. FIRE PROTECTION FEATURES
- 23. FIRE PROTECTION FEATURES
- 24. FIRE PROTECTION FEATURES
- 25. FIRE PROTECTION FEATURES
- 26. FIRE PROTECTION FEATURES
- 27. FIRE PROTECTION FEATURES
- 28. FIRE PROTECTION FEATURES
- 29. FIRE PROTECTION FEATURES
- 30. FIRE PROTECTION FEATURES
- 31. FIRE PROTECTION FEATURES
- 32. FIRE PROTECTION FEATURES
- 33. FIRE PROTECTION FEATURES
- 34. FIRE PROTECTION FEATURES
- 35. FIRE PROTECTION FEATURES
- 36. FIRE PROTECTION FEATURES
- 37. FIRE PROTECTION FEATURES
- 38. FIRE PROTECTION FEATURES
- 39. FIRE PROTECTION FEATURES
- 40. FIRE PROTECTION FEATURES
- 41. FIRE PROTECTION FEATURES
- 42. FIRE PROTECTION FEATURES
- 43. FIRE PROTECTION FEATURES
- 44. FIRE PROTECTION FEATURES
- 45. FIRE PROTECTION FEATURES
- 46. FIRE PROTECTION FEATURES
- 47. FIRE PROTECTION FEATURES
- 48. FIRE PROTECTION FEATURES
- 49. FIRE PROTECTION FEATURES
- 50. FIRE PROTECTION FEATURES
- 51. FIRE PROTECTION FEATURES
- 52. FIRE PROTECTION FEATURES
- 53. FIRE PROTECTION FEATURES
- 54. FIRE PROTECTION FEATURES
- 55. FIRE PROTECTION FEATURES
- 56. FIRE PROTECTION FEATURES
- 57. FIRE PROTECTION FEATURES
- 58. FIRE PROTECTION FEATURES
- 59. FIRE PROTECTION FEATURES
- 60. FIRE PROTECTION FEATURES
- 61. FIRE PROTECTION FEATURES
- 62. FIRE PROTECTION FEATURES
- 63. FIRE PROTECTION FEATURES
- 64. FIRE PROTECTION FEATURES
- 65. FIRE PROTECTION FEATURES
- 66. FIRE PROTECTION FEATURES
- 67. FIRE PROTECTION FEATURES
- 68. FIRE PROTECTION FEATURES
- 69. FIRE PROTECTION FEATURES
- 70. FIRE PROTECTION FEATURES
- 71. FIRE PROTECTION FEATURES
- 72. FIRE PROTECTION FEATURES
- 73. FIRE PROTECTION FEATURES
- 74. FIRE PROTECTION FEATURES
- 75. FIRE PROTECTION FEATURES
- 76. FIRE PROTECTION FEATURES
- 77. FIRE PROTECTION FEATURES
- 78. FIRE PROTECTION FEATURES
- 79. FIRE PROTECTION FEATURES
- 80. FIRE PROTECTION FEATURES
- 81. FIRE PROTECTION FEATURES
- 82. FIRE PROTECTION FEATURES
- 83. FIRE PROTECTION FEATURES
- 84. FIRE PROTECTION FEATURES
- 85. FIRE PROTECTION FEATURES
- 86. FIRE PROTECTION FEATURES
- 87. FIRE PROTECTION FEATURES
- 88. FIRE PROTECTION FEATURES
- 89. FIRE PROTECTION FEATURES
- 90. FIRE PROTECTION FEATURES
- 91. FIRE PROTECTION FEATURES
- 92. FIRE PROTECTION FEATURES
- 93. FIRE PROTECTION FEATURES
- 94. FIRE PROTECTION FEATURES
- 95. FIRE PROTECTION FEATURES
- 96. FIRE PROTECTION FEATURES
- 97. FIRE PROTECTION FEATURES
- 98. FIRE PROTECTION FEATURES
- 99. FIRE PROTECTION FEATURES
- 100. FIRE PROTECTION FEATURES

FIRE DAMPER LISTING




TYPE	ID NUMBER
1	10000001
1	10000002
1	10000003
1	10000004
1	10000005
1	10000006
1	10000007
1	10000008
1	10000009
1	10000010
1	10000011
1	10000012
1	10000013
1	10000014
1	10000015
1	10000016
1	10000017
1	10000018
1	10000019
1	10000020
1	10000021
1	10000022
1	10000023
1	10000024
1	10000025
1	10000026
1	10000027
1	10000028
1	10000029
1	10000030
1	10000031
1	10000032
1	10000033
1	10000034
1	10000035
1	10000036
1	10000037
1	10000038
1	10000039
1	10000040
1	10000041
1	10000042
1	10000043
1	10000044
1	10000045
1	10000046
1	10000047
1	10000048
1	10000049
1	10000050
1	10000051
1	10000052
1	10000053
1	10000054
1	10000055
1	10000056
1	10000057
1	10000058
1	10000059
1	10000060
1	10000061
1	10000062
1	10000063
1	10000064
1	10000065
1	10000066
1	10000067
1	10000068
1	10000069
1	10000070
1	10000071
1	10000072
1	10000073
1	10000074
1	10000075
1	10000076
1	10000077
1	10000078
1	10000079
1	10000080
1	10000081
1	10000082
1	10000083
1	10000084
1	10000085
1	10000086
1	10000087
1	10000088
1	10000089
1	10000090
1	10000091
1	10000092
1	10000093
1	10000094
1	10000095
1	10000096
1	10000097
1	10000098
1	10000099
1	10000100

1 of 22


Date Created	EOC ID #	Punch #	Room Number	Type	Item	Wall Material	Fire Rating	Comments	Width (ft.)	Height (ft.)	Sides
 <p>10/27/15 01:12 PM</p>											
10/27/15	266839	109	D013	Large wall with penetrations	Large Opening	Gypsum	1HR Fire Barrier	scab patch with cable bundle.	1	2	1
 <p>10/27/15 01:21 PM</p>											
10/27/15	266840	110	D012	Large wall with penetrations	Large Opening	Gypsum	1HR Fire Barrier	Gypsum board seams need to mud and taped.	2	2	1
 <p>10/27/15 01:33 PM</p>											
10/27/15	266841	111	Office D012	z-other	Large Opening	Gypsum	1HR Fire Barrier	Gypsum board seams need to mud and taped.	1	1	1

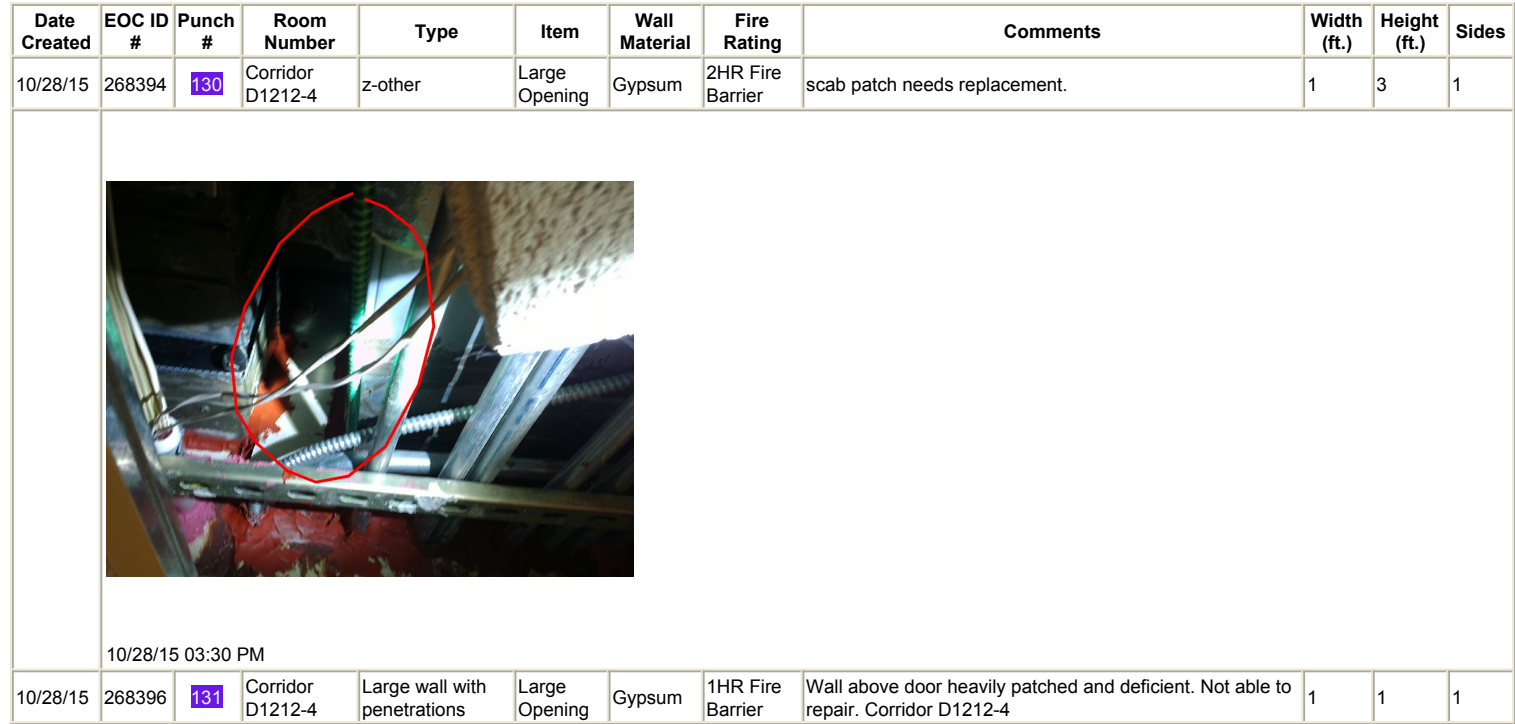
Date Created	EOC ID #	Punch #	Room Number	Type	Item	Wall Material	Fire Rating	Comments	Width (ft.)	Height (ft.)	Sides
 <p>10/27/15 01:36 PM</p>											
10/28/15	268295	116	Spec Pur 21	z-other	Large Opening	Concrete	30min Smoke Barrier	Fiber board is scabbed on wall. Opening behind is undetermined	2	2	1
 <p>10/28/15 11:35 AM</p>											
10/28/15	268331	116	D009	Large wall with penetrations	Large Opening	Gypsum	1HR Fire Barrier	Stucco needs to be demoed and replaced completely with rated gypsum board.	1	1	1
 <p>10/28/15 09:59 AM</p>											
10/28/15	268297	117	017A	Large wall with penetrations	Large Opening	Concrete	30min Smoke Barrier	Conduit penetrations can not be accessd due to mechanicals. Bottom side of penetraitons are caulked by others.	1	1	1

Date Created	EOC ID #	Punch #	Room Number	Type	Item	Wall Material	Fire Rating	Comments	Width (ft.)	Height (ft.)	Sides
 <p>10/28/15 11:54 AM</p>											
10/28/15	268301	120	Canteen 38	No access due to mechanicals	Large Opening	Concrete	2HR Fire Barrier	Side of rated mechanical shaft is missing. Wall is behind finished drywall and can not verify how much of the wall is missing.	1	1	1
 <p>10/28/15 02:00 PM</p>											
11/6/15	269890	179	Storage Electrical 2B	Large wall with penetrations	Large Opening	Concrete	1HR Fire Barrier	Room on PFI. No PFI # listed. 4ft x 3ft Hole in concrete with plywood panel covering. Room 2B	4	3	1
 <p>11/6/15 12:25 PM</p>											
11/6/15	269892	181	D009	Large wall with penetrations	Large Opening	Gypsum	1HR Fire Barrier	Room on PFI. No PFI ID # Listed. Room D009	6	1	2





Date Created	EOC ID #	Punch #	Room Number	Type	Item	Wall Material	Fire Rating	Comments	Width (ft.)	Height (ft.)	Sides
 <p>11/6/15 12:32 PM</p>											
4/5/16	307401	218	Mechanical Room D009	z-other	Large Opening	Gypsum	1HR Fire Barrier	12x12 Scab Patch	1	1	1
 <p>4/5/16 02:45 PM</p>											
4/5/16	307402	219	Mechanical Room D009	z-other	Large Opening	Gypsum	1HR Fire Barrier	1ftx2.5ft Scab Patch	3	1	1
 <p>4/5/16 02:47 PM</p>											
4/5/16	307403	220	Mechanical Room D009	z-other	Large Opening	Gypsum	1HR Fire Barrier	12 x 12 Scab Patch	1	1	1


Date Created	EOC ID #	Punch #	Room Number	Type	Item	Wall Material	Fire Rating	Comments	Width (ft.)	Height (ft.)	Sides
 <p>4/5/16 02:49 PM</p>											
4/5/16	307404	221	Mechanical room D009	z-other	Large Opening	Gypsum	1HR Fire Barrier	1ft x 1ft Scab Patch	1	1	1
 <p>4/5/16 02:50 PM</p>											
4/5/16	307405	222	Mechanical Room D009	z-other	Large Opening	Gypsum	1HR Fire Barrier	1ft x 1ft Scab Patch	1	1	1
 <p>4/5/16 02:53 PM</p>											
4/5/16	307406	223	Mechanical Room D009	z-other	Large Opening	Gypsum	1HR Fire Barrier	1ft x 1ft Scab Patch	1	1	1

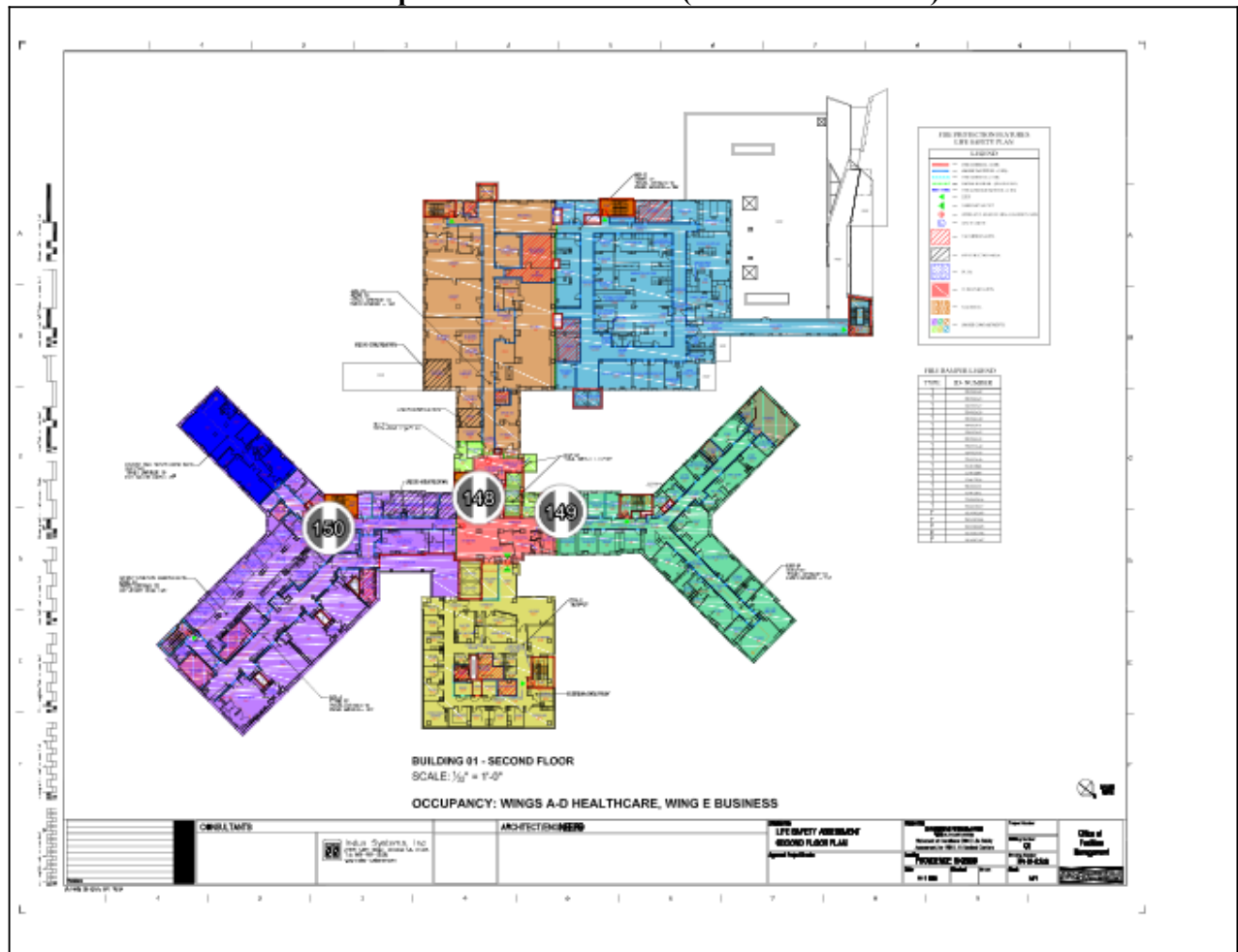
Date Created	EOC ID #	Punch #	Room Number	Type	Item	Wall Material	Fire Rating	Comments	Width (ft.)	Height (ft.)	Sides
											
								4/5/16 02:55 PM			



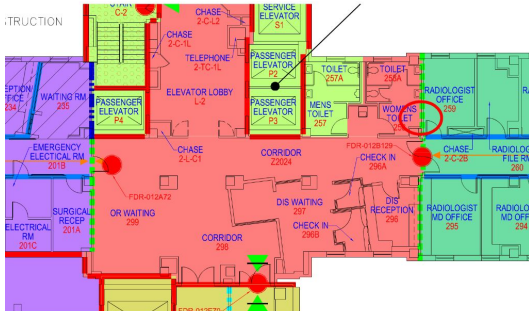



Date Created	EOC ID #	Punch #	Room Number	Type	Item	Wall Material	Fire Rating	Comments	Width (ft.)	Height (ft.)	Sides
<div>   </div> <div> <div>10/28/15 03:53 PM</div> <div>10/28/15 03:53 PM</div> </div>											
10/29/15	268451	146	D1013	Sections of walls missing	Large Opening	Gypsum	2HR Fire Barrier	Wall needs demo and rebuilt to restore fire rating. Room D1013	3	2	1
<div>  </div> <div>10/29/15 11:21 AM</div>											
10/29/15	268482	147	1-L-C5 Dbl Door 1C2A	No access due to mechanicals	Large Opening	Concrete	30min Smoke Barrier	Room on PFI 1-192. No access to rated barrier deficiencies due to the amount of mechanicals i.e. duct work, pipe, and or conduit etc. in the way. 1-L-C5 Dbl Door 1C2A	1	1	1
<div>   </div> <div> <div>10/29/15 12:46 PM</div> <div>11/6/15 12:07 PM</div> </div>											
11/2/15	269408	169	House keeping D152	Sections of walls missing	Large Opening	Gypsum	30min Smoke Barrier	Drywall is scabbed together. Needs to be demoed and rebuilt correctly to restore fire rating. Limited access due to mechanicals	4	3	1

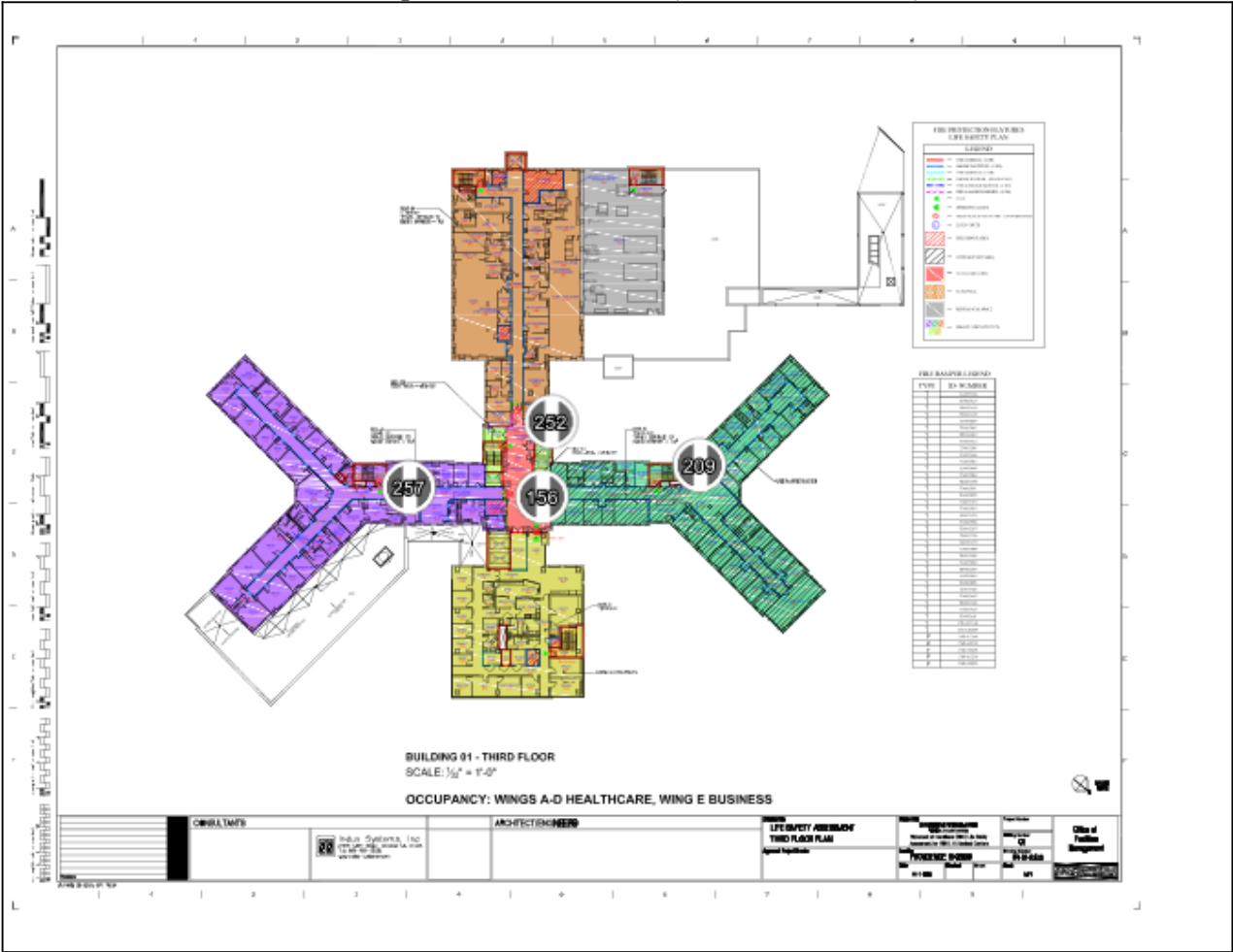
Date Created	EOC ID #	Punch #	Room Number	Type	Item	Wall Material	Fire Rating	Comments	Width (ft.)	Height (ft.)	Sides
 <p>11/2/15 11:50 AM</p>											
11/10/15	271531	182	Corridor D1212-1	Large wall with penetrations	Large Opening	Concrete	30min Smoke Barrier	Room on PFI 1-200. Metal Sleeve with penetration Room D1212-1	2	3	2
 <p>11/10/15 10:22 AM</p>											
11/10/15	271532	183	Electrical Closet 157B	Sections of walls missing	Large Opening	Gypsum	2HR Fire Barrier	Multiple holes	2	2	1
  <p>11/10/15 10:36 AM 11/10/15 10:37 AM</p>											
4/6/16	307880	235	Oxygen Storage D144	Sections of walls missing	Large Opening	Concrete	1HR Fire Barrier	Section of block missing with penetration 16in x 16in	2	2	1


Date Created	EOC ID #	Punch #	Room Number	Type	Item	Wall Material	Fire Rating	Comments	Width (ft.)	Height (ft.)	Sides
<div></div> <div>4/6/16 12:40 PM</div>											



Date Created	EOC ID #	Punch #	Room Number	Type	Item	Wall Material	Fire Rating	Comments	Width (ft.)	Height (ft.)	Sides
10/30/15	268574	148	Elevator Lobby L-2	Sections of walls missing	Large Opening	Concrete	2HR Fire Barrier	Room on PFI 1-259. Non rated wall. Misc. penetrations, conduit and copper pipe. Room L-2	3	1	1
 <p>10/30/15 09:38 AM</p>											
10/30/15	268619	149	Radiologist Office 259	Large wall with penetrations	Large Opening	Gypsum	1HR Fire Barrier	Pipe needs protected on both sides.	1	1	2
  <p>10/30/15 10:39 AM 10/30/15 10:40 AM</p>											
10/30/15	268624	150	Soiled and O2 215B	Sections of walls missing	Large Opening	Gypsum	1HR Fire Barrier	Gypsum board missing. Metal studs in place. Top of wall joint will be needed also.	3	3	1
 <p>10/30/15 12:10 PM</p>											

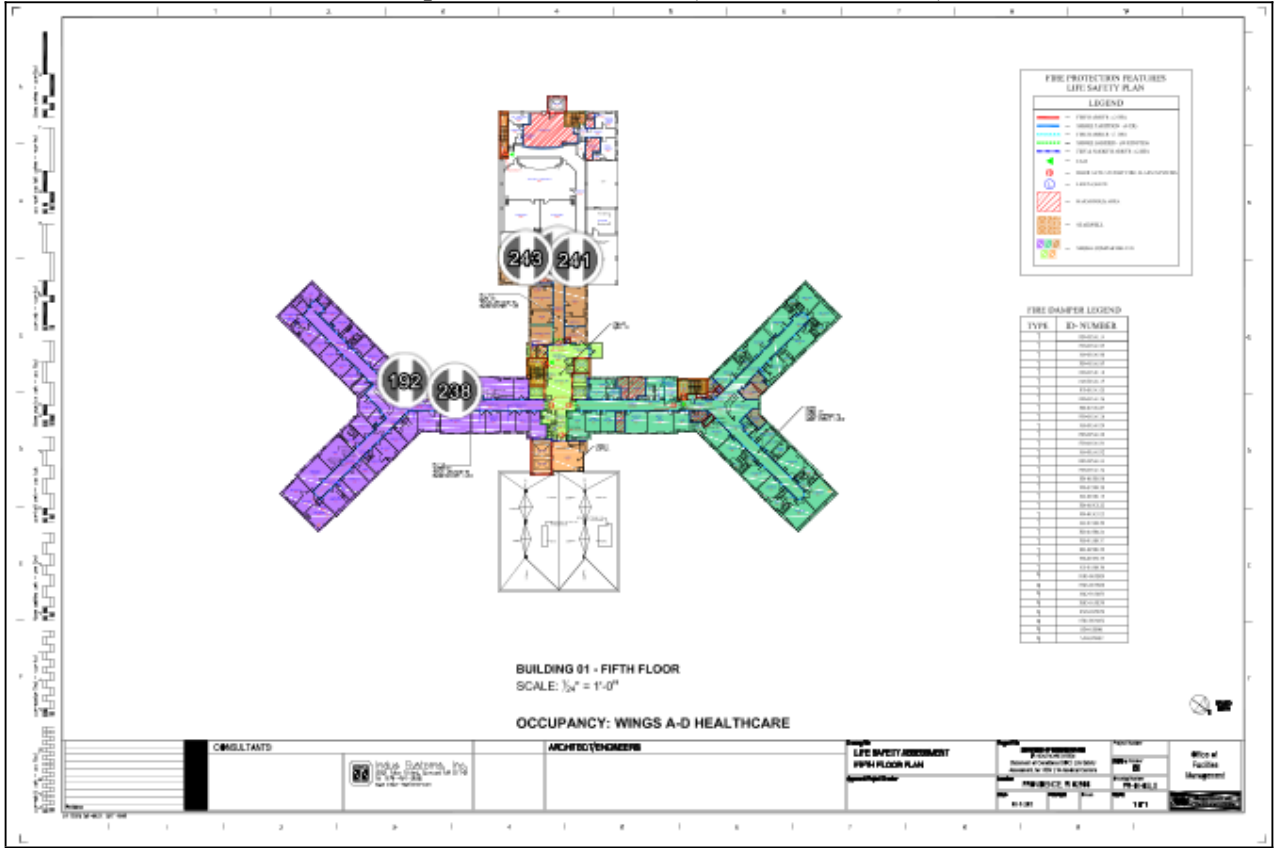
2016.4.April / 03. Third Floor (3 3rd Floor 102015) -







Date Created	EOC ID #	Punch #	Room Number	Type	Item	Wall Material	Fire Rating	Comments	Width (ft.)	Height (ft.)	Sides
10/30/15	268684	156	Lobby space	Large wall with penetrations	Large Opening	Concrete	30min Smoke Barrier	Wire lath and scratch coat is deficient and needs to be removed and protected properly. Misc penetrations.	25	1	1
<div></div> <p>10/30/15 02:09 PM</p>											
11/12/15	271617	209	Office 366	Sections of walls missing	Large Opening	Concrete	2HR Fire Barrier	Room on PFI. No PFI # listed. Part of 3-B renovation. General Contractor responsibility. Room 366	1	1	1



2016.4.April / 05. Fifth Floor (5 5th Floor 102015) -

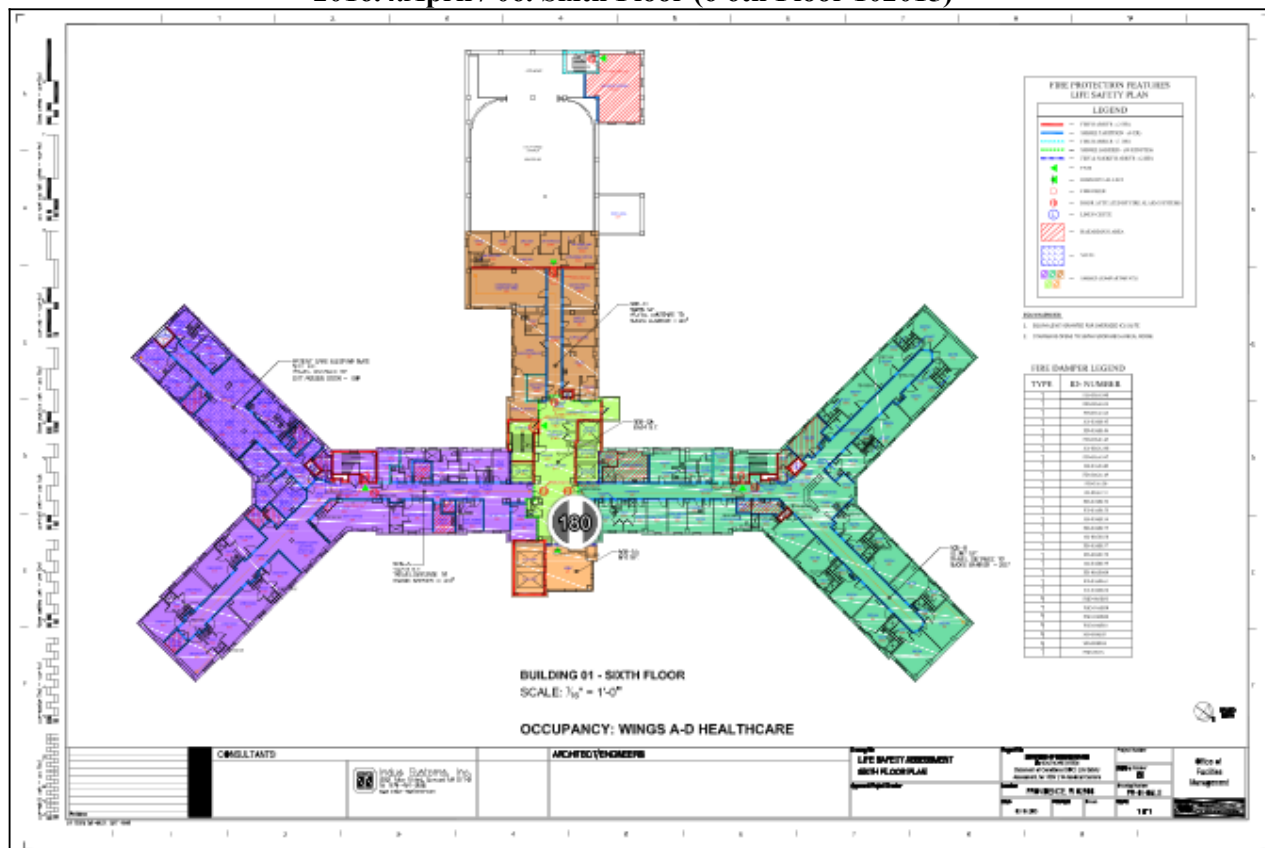


Date Created	EOC ID #	Punch #	Room Number	Type	Item	Wall Material	Fire Rating	Comments	Width (ft.)	Height (ft.)	Sides
11/10/15	271545	192	Closet 536B	Sections of walls missing	Large Opening	Gypsum	1HR Fire Barrier	Room on PFI 1-080. Non rated ceiling. Drywall ceiling is not rated. Concrete floor slab is the rated barrier. Penetrations are to be corrected from the top side of floor slab. Room 536B	1	1	1
<div></div> <p>11/10/15 01:01 PM</p>											
11/10/15	271548	195	Corridor 5CA-2	Sections of walls missing	Large Opening	Gypsum	2HR Fire Barrier	Room on PF11-093. Cable Tray needs protected. Room 5CA-2	2	1	2

Date Created	EOC ID #	Punch #	Room Number	Type	Item	Wall Material	Fire Rating	Comments	Width (ft.)	Height (ft.)	Sides
 <p>11/10/15 01:36 PM</p>											
4/6/16	308022	238	Electrical Closet 538	z-other	Large Opening	Gypsum	2HR Fire Barrier	12x16 scab patch	1	2	1
 <p>4/6/16 02:11 PM</p>											
4/6/16	308027	241	Cheif Medical Office 556	Sections of walls missing	Large Opening	Concrete	2HR Fire Barrier	3ft x 4 ft block wall needs built	4	3	1
 <p>4/6/16 02:29 PM</p>											
4/6/16	308032	243	Vestibule 549	Sections of walls missing	Large Opening	Concrete	2HR Fire Barrier	Damper sitting alone in wall' not in HVAC system. Need block and Mortar	2	1	2

Date Created	EOC ID #	Punch #	Room Number	Type	Item	Wall Material	Fire Rating	Comments	Width (ft.)	Height (ft.)	Sides
<div></div> <div>4/6/16 02:48 PM</div>											

2016.4.April / 06. Sixth Floor (6 6th Floor 102015) -

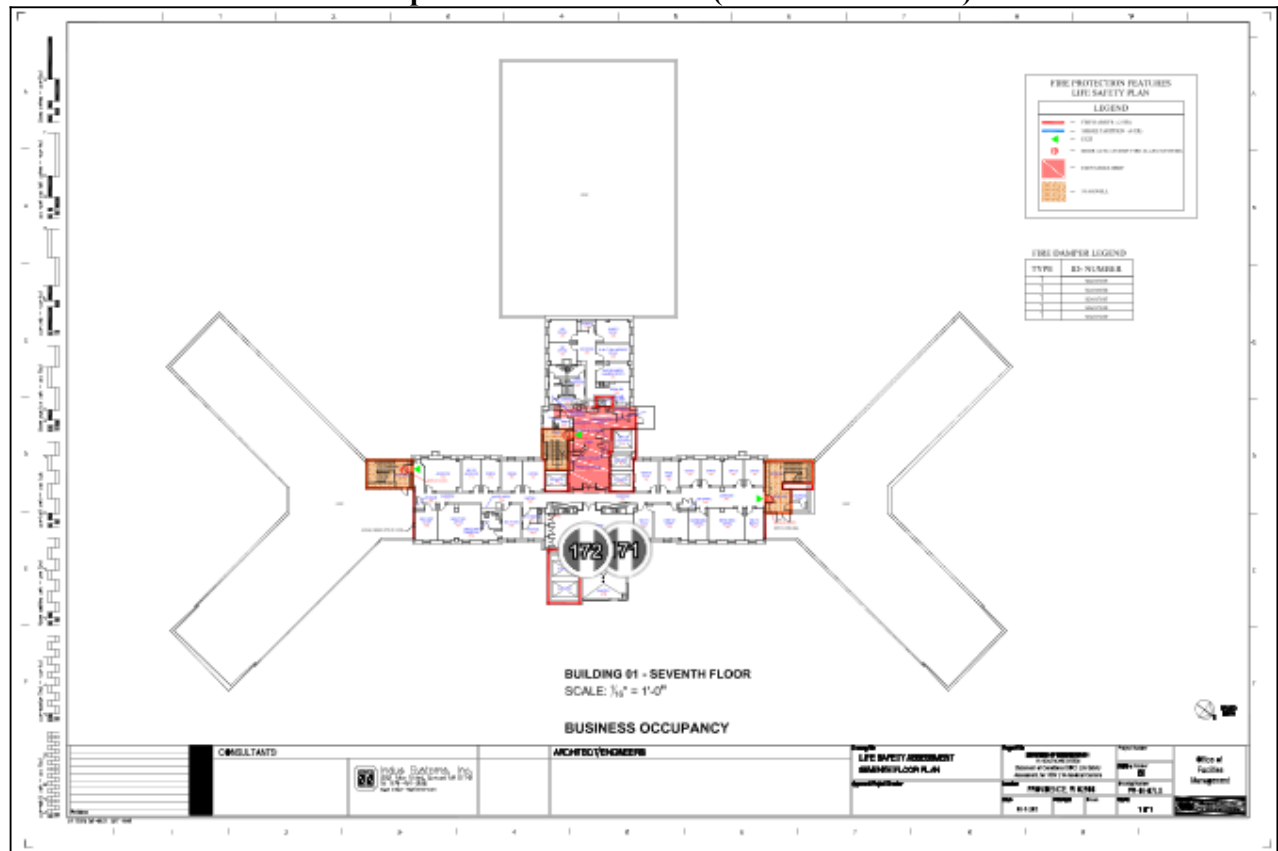




Date Created	EOC ID #	Punch #	Room Number	Type	Item	Wall Material	Fire Rating	Comments	Width (ft.)	Height (ft.)	Sides
11/6/15	269891	180	Surgical Residence Office 698	Sections of walls missing	Large Opening	Gypsum	30min Smoke Barrier	Room on PFI. No PFI # listed. Room 698	2	3	2



11/6/15 01:03 PM

2016.4.April / 07. Seventh Floor (7 7th Floor 102015) -

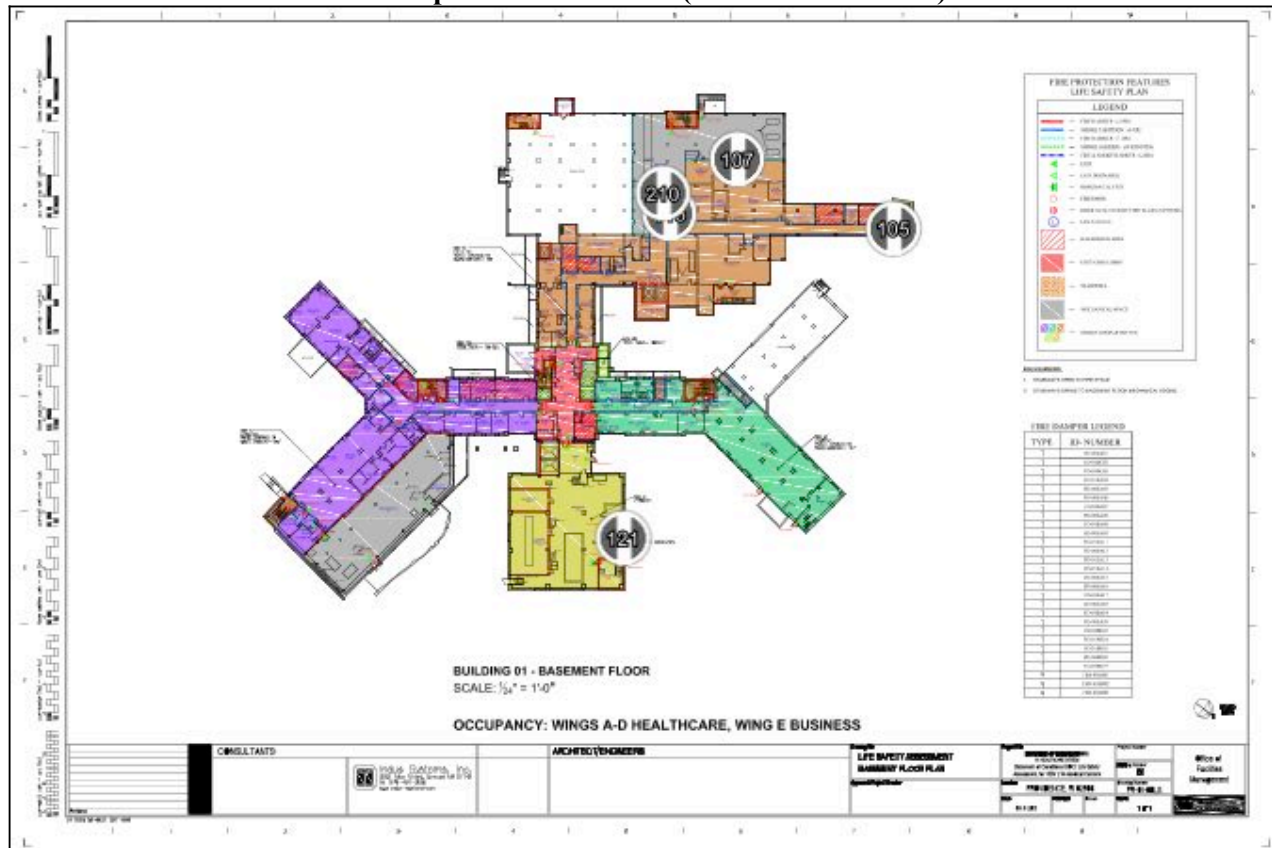



Date Created	EOC ID #	Punch #	Room Number	Type	Item	Wall Material	Fire Rating	Comments	Width (ft.)	Height (ft.)	Sides
11/2/15	269667	171	Conference Room 703	z-other	Large Opening	Gypsum	2HR Fire Barrier	Opening with blue board insulation. Insulation is an unrated material and needs to be removed. Opening needs to be replaced with gypsum and penetration protected.	2	2	1
 <p>11/2/15 04:09 PM</p>											
11/2/15	269668	172	Conference Room 703	z-other	Large Opening	Gypsum	2HR Fire Barrier	Section of wall missing and needs to be protected.	2	2	1
 <p>11/2/15 04:09 PM</p>											





PROVIDENCE VA MEDICAL CENTER - FIRE BARRIER WALL LARGE OPENING (JOINTS) REPORT


04/18/16

2016.4.April / 00. Basement (0 Basement 102015) -

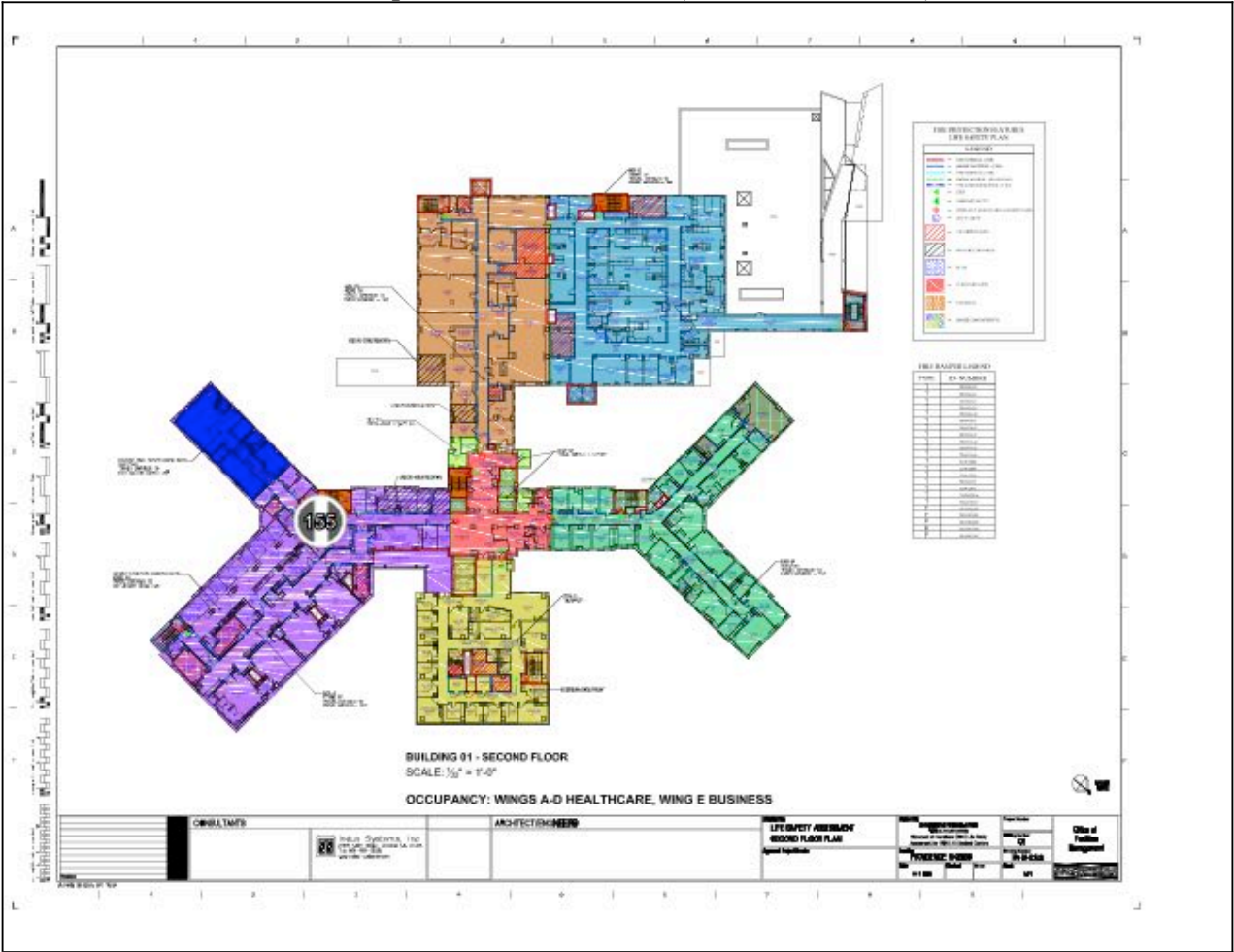


Date Created	EOC ID #	Punch #	Room Number	Type	Item	Wall Material	Fire Rating	Comments	Width (ft.)	Length (ft.)
10/27/15	266848	105	Stair G	Joints	Large Opening	Gypsum	1HR Fire Barrier	Gap between monokoted steel beam and wall needs to be protected.	.5	6
 <p>10/27/15 11:50 AM</p>										
10/27/15	266837	107	D009	Joints	Large Opening	Gypsum	1HR Fire Barrier	Joint is tight.	.5	100

Date Created	EOC ID #	Punch #	Room Number	Type	Item	Wall Material	Fire Rating	Comments	Width (ft.)	Length (ft.)
<div>   </div> <div> <div>10/27/15 01:02 PM</div> <div>10/27/15 01:05 PM</div> </div>										
10/27/15	266845	115	D012	Joints	Large Opening	Gypsum	1HR Fire Barrier	Head of wall and wall to wall joint needs to be protected.	.5	13
<div>  </div> <div>10/27/15 02:15 PM</div>										
10/28/15	268303	121	Stair S01	Joints	Large Opening	Gypsum	2HR Fire Barrier	Head of wall joint needs protected	.5	20
<div>  </div> <div>10/28/15 02:15 PM</div>										
11/16/15	272253	210	D009	Joints	Large Opening	Concrete	1HR Fire Barrier	Room on PFI. No PFI # listed. No access due to mechanicals. Room D009	.5	1

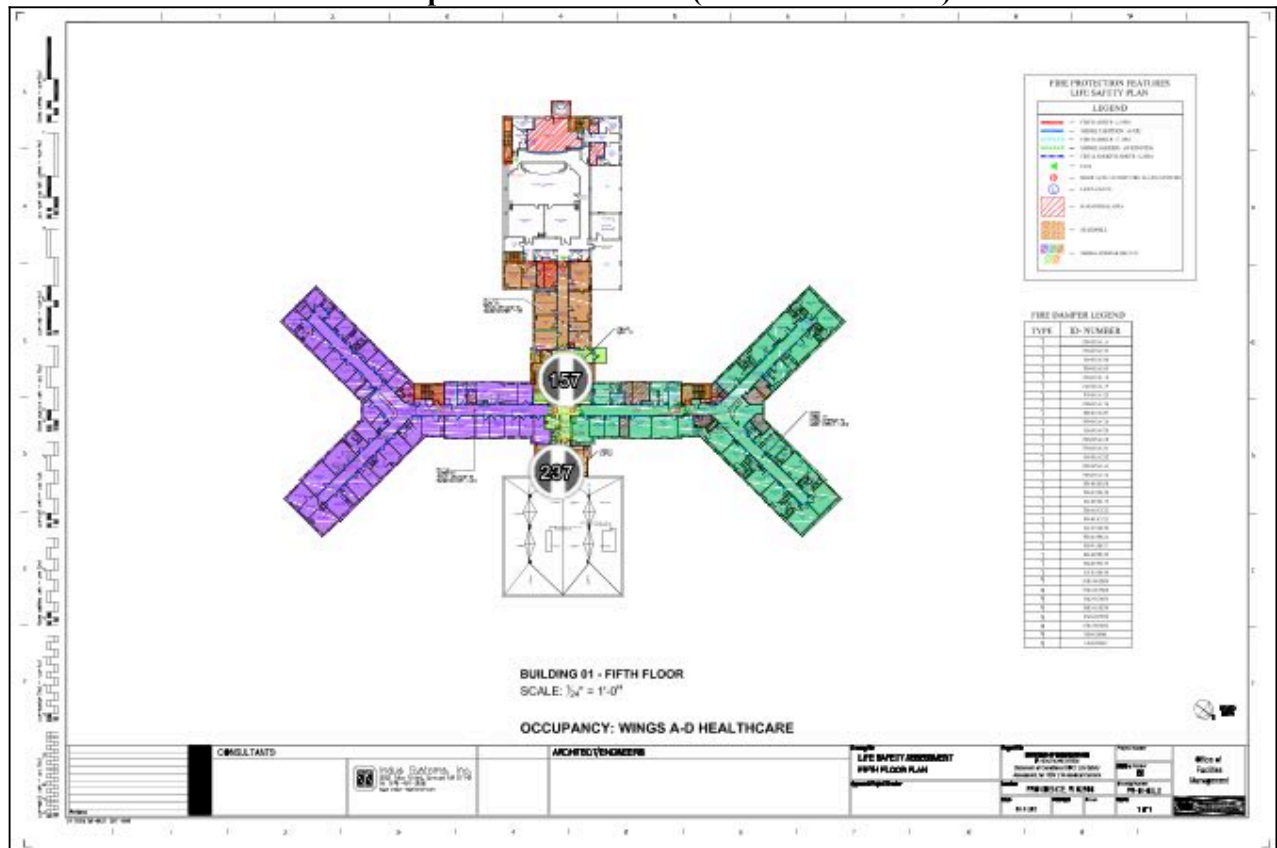
Date Created	EOC ID #	Punch #	Room Number	Type	Item	Wall Material	Fire Rating	Comments	Width (ft.)	Length (ft.)
								<div></div>		
11/16/15 10:54 PM										

2016.4.April / 02. Second Floor (2 2nd Floor 102015) -



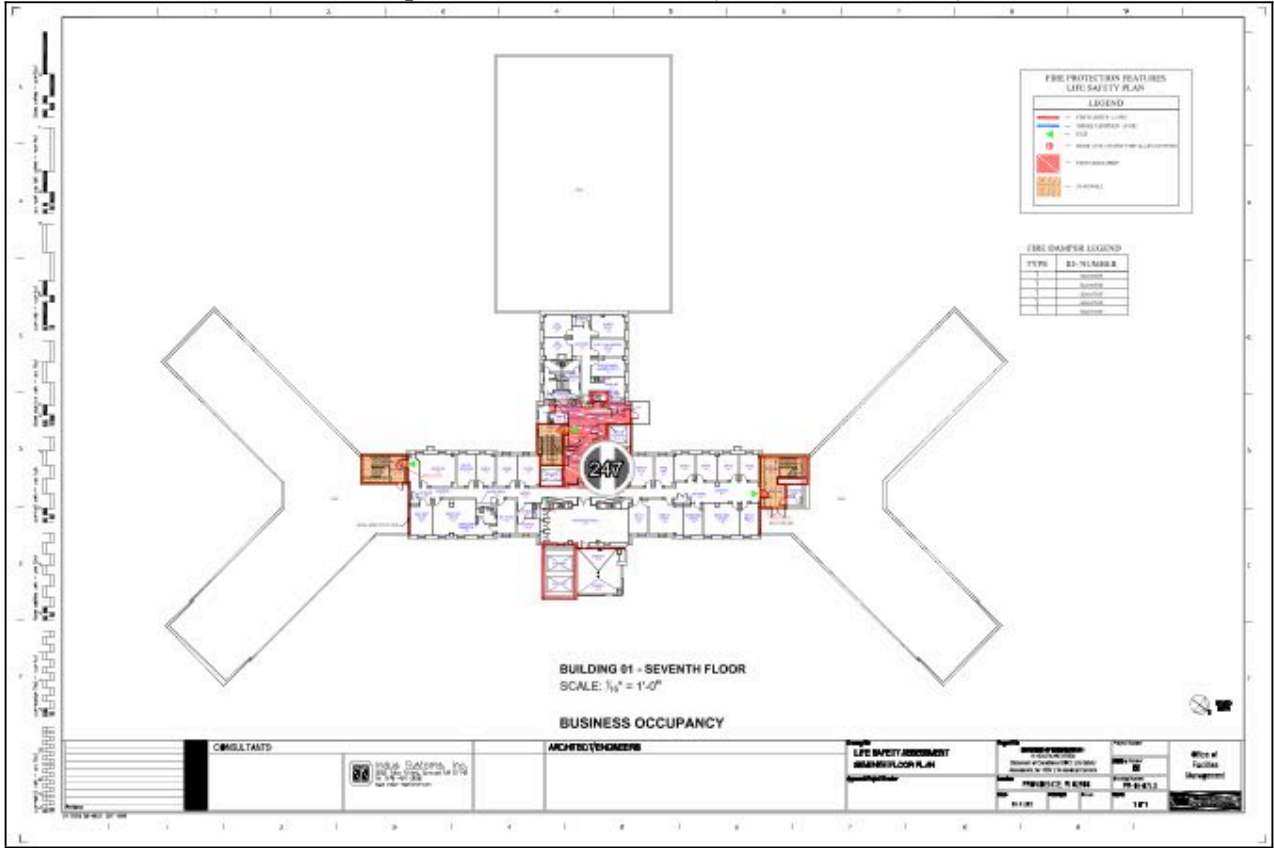
Date Created	EOC ID #	Punch #	Room Number	Type	Item	Wall Material	Fire Rating	Comments	Width (ft.)	Length (ft.)
10/30/15	268629	155	Soiled and O2 215B	Joints	Large Opening	Gypsum	30min Smoke Barrier	Head of wall needs to be properly protected.	.5	10

2016.4.April / 05. Fifth Floor (5 5th Floor 102015) -



Date Created	EOC ID #	Punch #	Room Number	Type	Item	Wall Material	Fire Rating	Comments	Width (ft.)	Length (ft.)
10/30/15	268823	157	Elevator Lobby 5-L-1	Joints	Large Opening	Concrete	1HR Fire Barrier	Head of wall around elevators needs to be protected.	.5	100
<div></div> <p>10/30/15 05:05 PM</p>										
4/6/16	308016	237	Elevator Lobby L51	Joints	Large Opening	Concrete	2HR Fire Barrier	20ft x 1in HOW	1	20
<div><div><p>4/6/16 01:53 PM</p></div><div><p>4/6/16 01:54 PM</p></div></div>										

2016.4.April / 07. Seventh Floor (7 7th Floor 102015) -



Date Created	EOC ID #	Punch #	Room Number	Type	Item	Wall Material	Fire Rating	Comments	Width (ft.)	Length (ft.)
4/7/16	308274	247	Elevator Lobby 701	Joints	Large Opening	Gypsum	2HR Fire Barrier	20ft x 3inch HOW. Needs Stuffed and Sprayed	3	20
<div><div></div><div></div></div> <div>4/7/16 01:28 PM4/7/16 01:28 PM</div>										