



EOC-Providence VAMC Fire and Fire/Smoke Damper Failed Report

Damper Inspection E-Wing / 1st Floor (1) -

Date Created	Damper Asset Tag #	Damper Size	EOC ID #	Punch #	Type	Floor	Comments
1/13/15	FD-011E165	8x6	211811	10	Fire Damper	1st Floor	Damper Failed. Damper was damaged during installation and was not installed in the plane of the barrier. Reference: NFPA 80 2013 Section 19.2.1.1.1 A damper installed in a fire resistance-rated assembly shall be located (in its sleeve) within the plane of the fire resistance-rated assembly, unless listed otherwise and installed in accordance with the manufacturer's installation instructions and the listing.
1/13/15	FD-011E164	6x6	211812	11	Fire Damper	1st Floor	Damper Failed. Damper was damaged during installation and was not installed in the plane of the barrier. Reference: NFPA 80 2013 Section 19.2.1.1.1 A damper installed in a fire resistance-rated assembly shall be located (in its sleeve) within the plane of the fire resistance-rated assembly, unless listed otherwise and installed in accordance with the manufacturer's installation instructions and the listing.

Damper Inspection E-Wing / 2nd Floor (2) -

Date Created	Damper Asset Tag #	Damper Size	EOC ID #	Punch #	Type	Floor	Comments
1/13/15	FD-012E167	8x6	211813	171	Fire Damper	2nd Floor	Damper Failed. Damper was damaged during installation and was not installed in the plane of the barrier. Reference: NFPA 80 2013 Section 19.2.1.1.1 A damper installed in a fire resistance-rated assembly shall be located (in its sleeve) within the plane of the fire resistance-rated assembly, unless listed otherwise and installed in accordance with the manufacturer's installation instructions and the listing.
1/13/15	FD-012E166	6x6	211814	172	Fire Damper	2nd Floor	Damper Failed. Damper was damaged during installation and was not installed in the plane of the barrier. Reference: NFPA 80 2013 Section 19.2.1.1.1 A damper installed in a fire resistance-rated assembly shall be located (in its sleeve) within the plane of the fire resistance-rated assembly, unless listed otherwise and installed in accordance with the manufacturer's installation instructions and the listing.



Damper Inspection E-Wing / 3rd Floor (3) -

Date Created	Damper Asset Tag #	Damper Size	EOC ID #	Punch #	Type	Floor	Comments
1/13/15	FSD-013E48	30x14	211820	84	Smoke/Fire damper	3rd Floor	Damper Failed. Actuator is functioning properly. No access door was installed to visually test damper.
1/13/15	FSD-013E49	26x14	211821	85	Smoke/Fire damper	3rd Floor	Damper Failed. Actuator is functioning properly. No access door was installed to visually test damper.
1/13/15	FD-013E169	8x6	211825	89	Fire Damper	3rd Floor	Damper Failed. Damper was damaged during installation and was not installed in the plane of the barrier. Reference: NFPA 80 2013 Section 19.2.1.1.1 A damper installed in a fire resistance-rated assembly shall be located (in its sleeve) within the plane of the fire resistance-rated assembly, unless listed otherwise and installed in accordance with the manufacturer's installation instructions and the listing.
1/13/15	FD-013E168	6x6	211826	90	Fire Damper	3rd Floor	Damper Failed. Damper was damaged during installation and was not installed in the plane of the barrier. Reference: NFPA 80 2013 Section 19.2.1.1.1 A damper installed in a fire resistance-rated assembly shall be located (in its sleeve) within the plane of the fire resistance-rated assembly, unless listed otherwise and installed in accordance with the manufacturer's installation instructions and the listing.

Damper Inspection E-Wing / 4th Floor (4) -

Date Created	Damper Asset Tag #	Damper Size	EOC ID #	Punch #	Type	Floor	Comments
1/13/15	FD-014E171	8x6	211832	7	Fire Damper	4th Floor	Damper Failed. Damper was damaged during installation and was not installed in the plane of the barrier. Reference: NFPA 80 2013 Section 19.2.1.1.1 A damper installed in a fire resistance-rated assembly shall be located (in its sleeve) within the plane of the fire resistance-rated assembly, unless listed otherwise and installed in accordance with the manufacturer's installation instructions and the listing.



Damper Inspection E-Wing / 5th Floor (5) -

Date Created	Damper Asset Tag #	Damper Size	EOC ID #	Punch #	Type	Floor	Comments
1/13/15	FSD-015E59	14x12	211834	14	Smoke/Fire damper	5th Floor	Damper Failed. No visible access. Actuator appears to be functioning properly, air flow stops which indicates that the damper is closing, but no visible access. Access door needs to be moved to gain visible access.

Damper Inspection E-Wing / 6th Floor (6) -

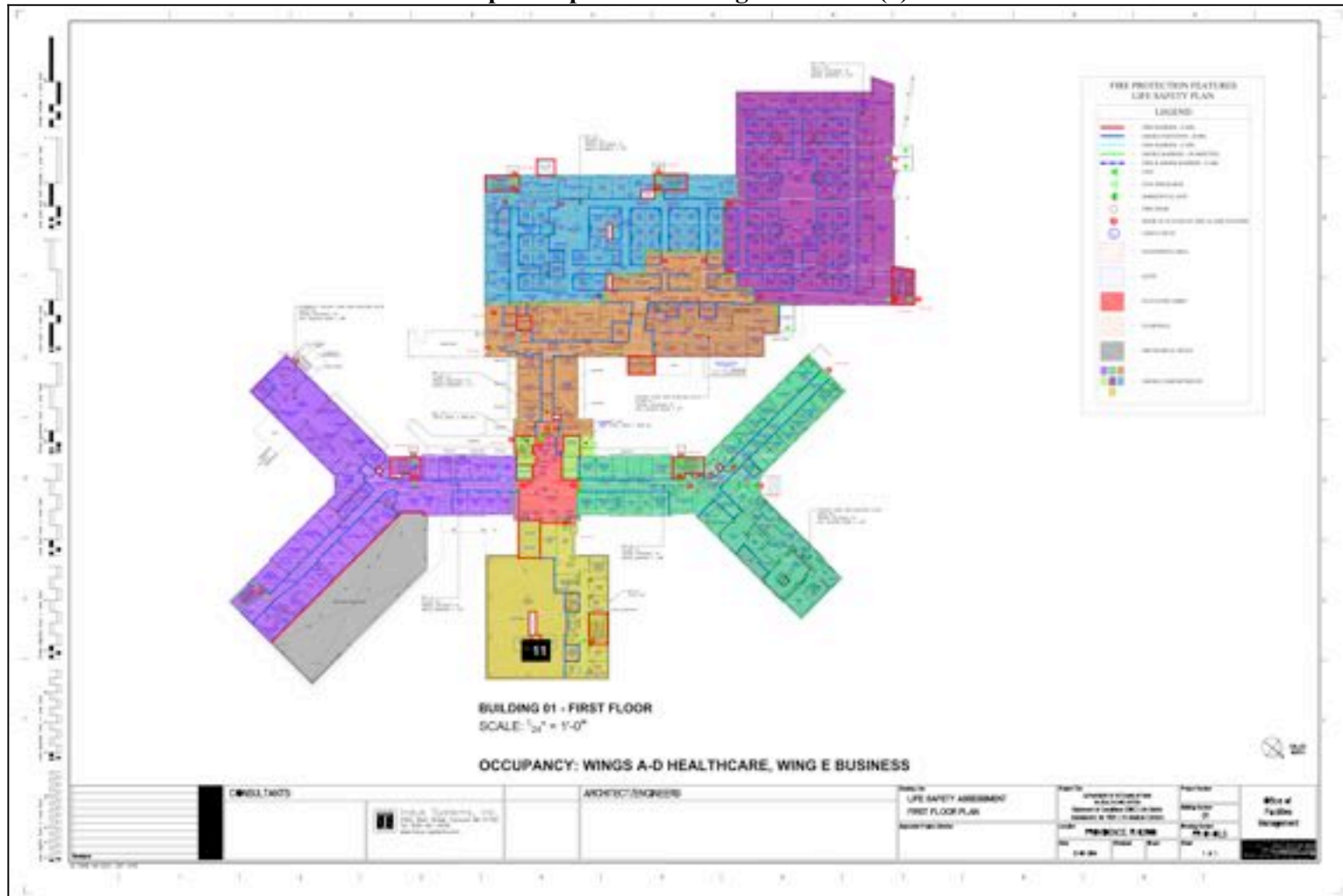
Date Created	Damper Asset Tag #	Damper Size	EOC ID #	Punch #	Type	Floor	Comments
1/13/15	FSD-016E61	14x12	211836	2	Smoke/Fire damper	6th Floor	Damper Failed. No visible access. Actuator appears to be functioning properly, air flow stops which indicates that the damper is closing, but no visible access. Access door needs to be moved to gain visible access.
1/13/15	FSD-016E60	16x8	211837	3	Smoke/Fire damper	6th Floor	Damper Failed. No visible access. Actuator appears to be functioning properly, air flow stops which indicates that the damper is closing, but no visible access. Access door needs to be moved to gain visible access.

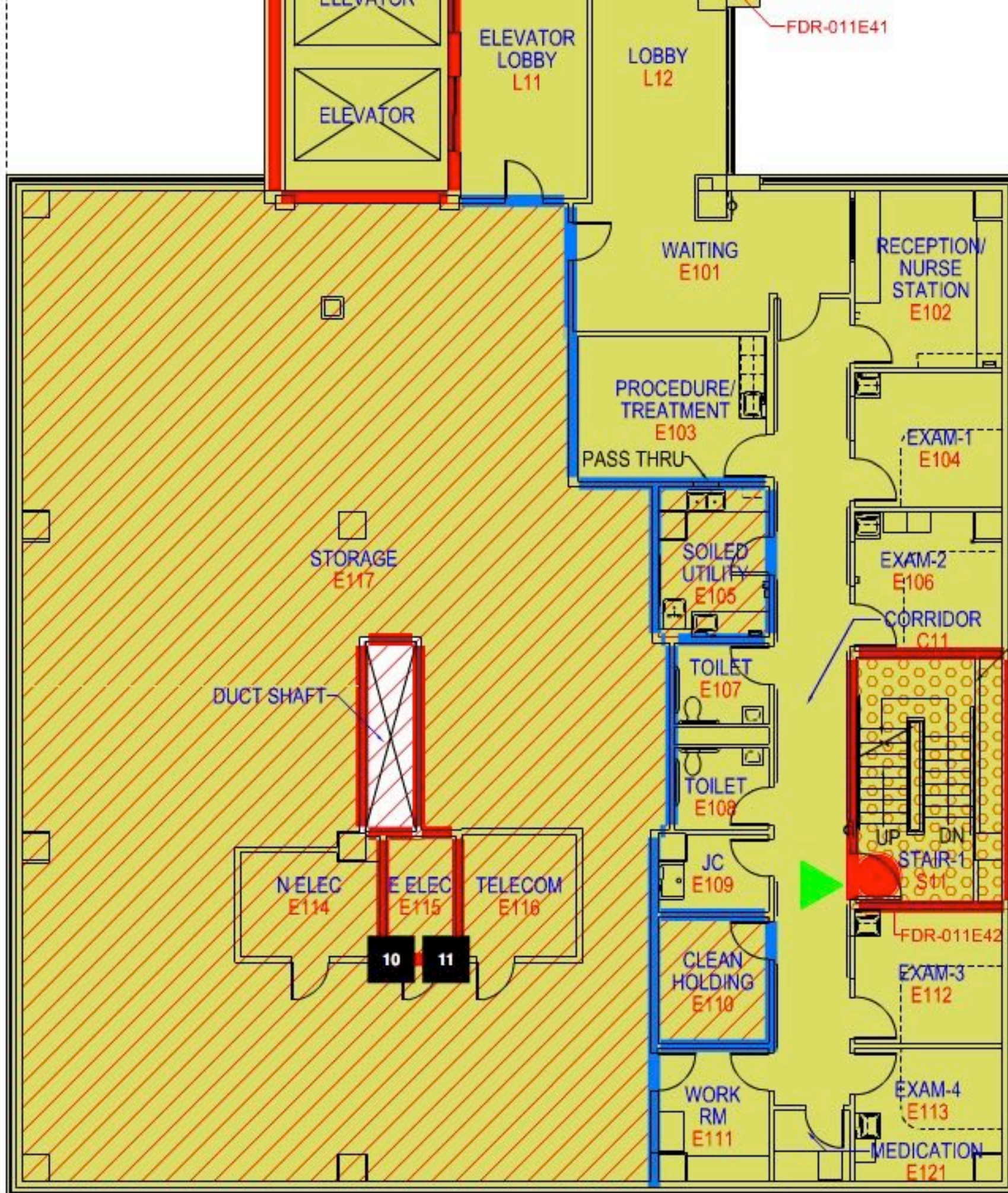


EOC-PROVIDENCE VAMC FIRE AND FIRE/SMOKE DAMPER FAILED REPORT

03/04/15

Damper Inspection E-Wing / 1st Floor (1) -





SC1-E
10,49
TRAVE
SMOKE

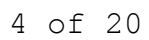
SC
7,3

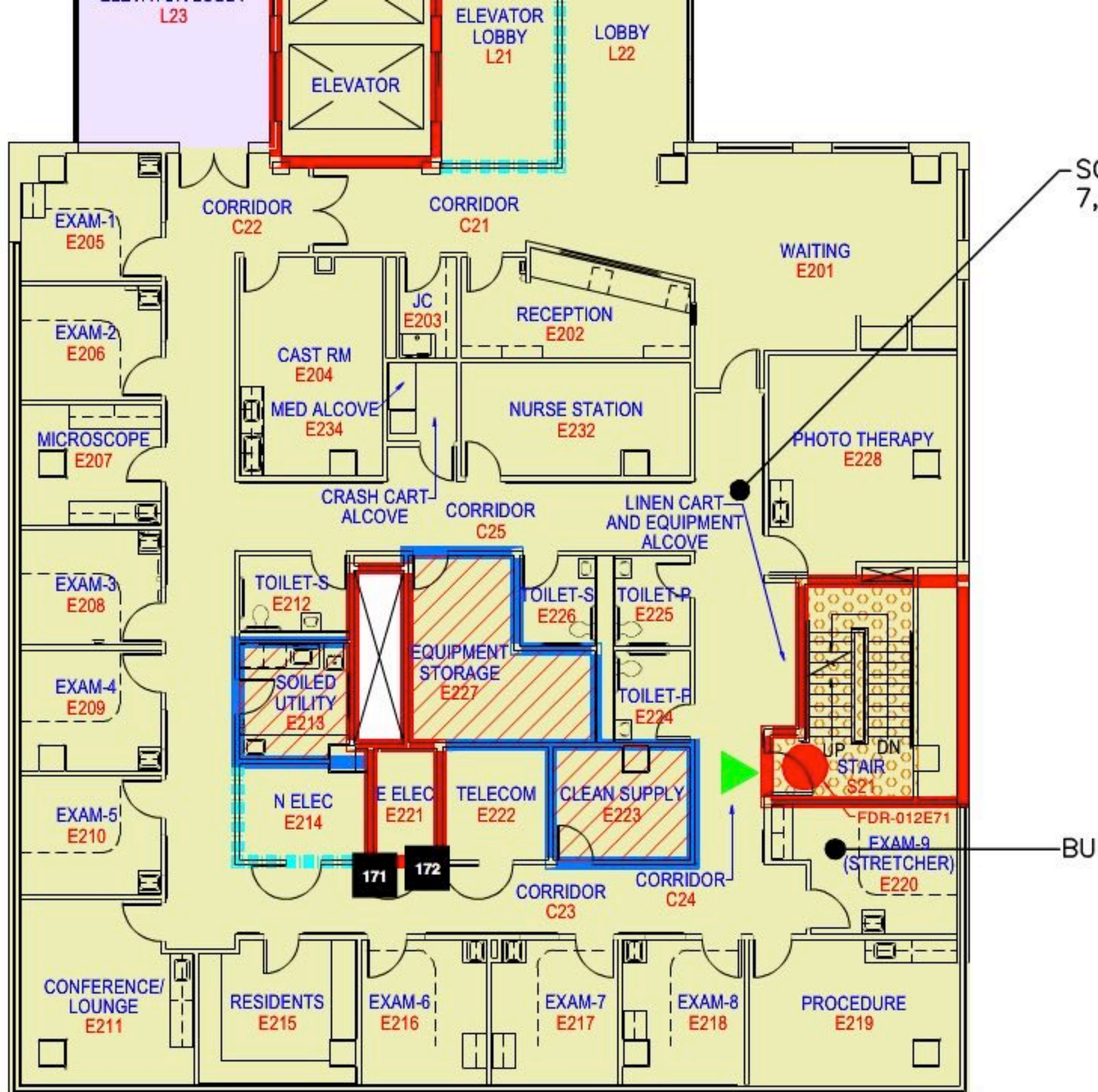
METAL ACCESS PA

Date Created	Damper Asset Tag #	Damper Size	EOC ID #	Punch #	Type	Floor	Comments
1/13/15	FD-011E165	8x6	211811	10	Fire Damper	1st Floor	Damper Failed. Damper was damaged during installation and was not installed in the plane of the barrier. Reference: NFPA 80 2013 Section 19.2.1.1.1 A damper installed in a fire resistance-rated assembly shall be located (in its sleeve) within the plane of the fire resistance-rated assembly, unless listed otherwise and installed in accordance with the manufacturer's installation instructions and the listing.
 <p>1/13/15 11:15 AM</p>							

Date Created	Damper Asset Tag #	Damper Size	EOC ID #	Punch #	Type	Floor	Comments
1/13/15	FD-011E164	6x6	211812	11	Fire Damper	1st Floor	Damper Failed. Damper was damaged during installation and was not installed in the plane of the barrier. Reference: NFPA 80 2013 Section 19.2.1.1.1 A damper installed in a fire resistance-rated assembly shall be located (in its sleeve) within the plane of the fire resistance-rated assembly, unless listed otherwise and installed in accordance with the manufacturer's installation instructions and the listing.
 <p>1/13/15 11:19 AM</p>							

EOC Solutions, LLC 117 Apple Brook Way Manchester, NH 03109 (603) 552-5823

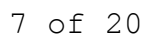


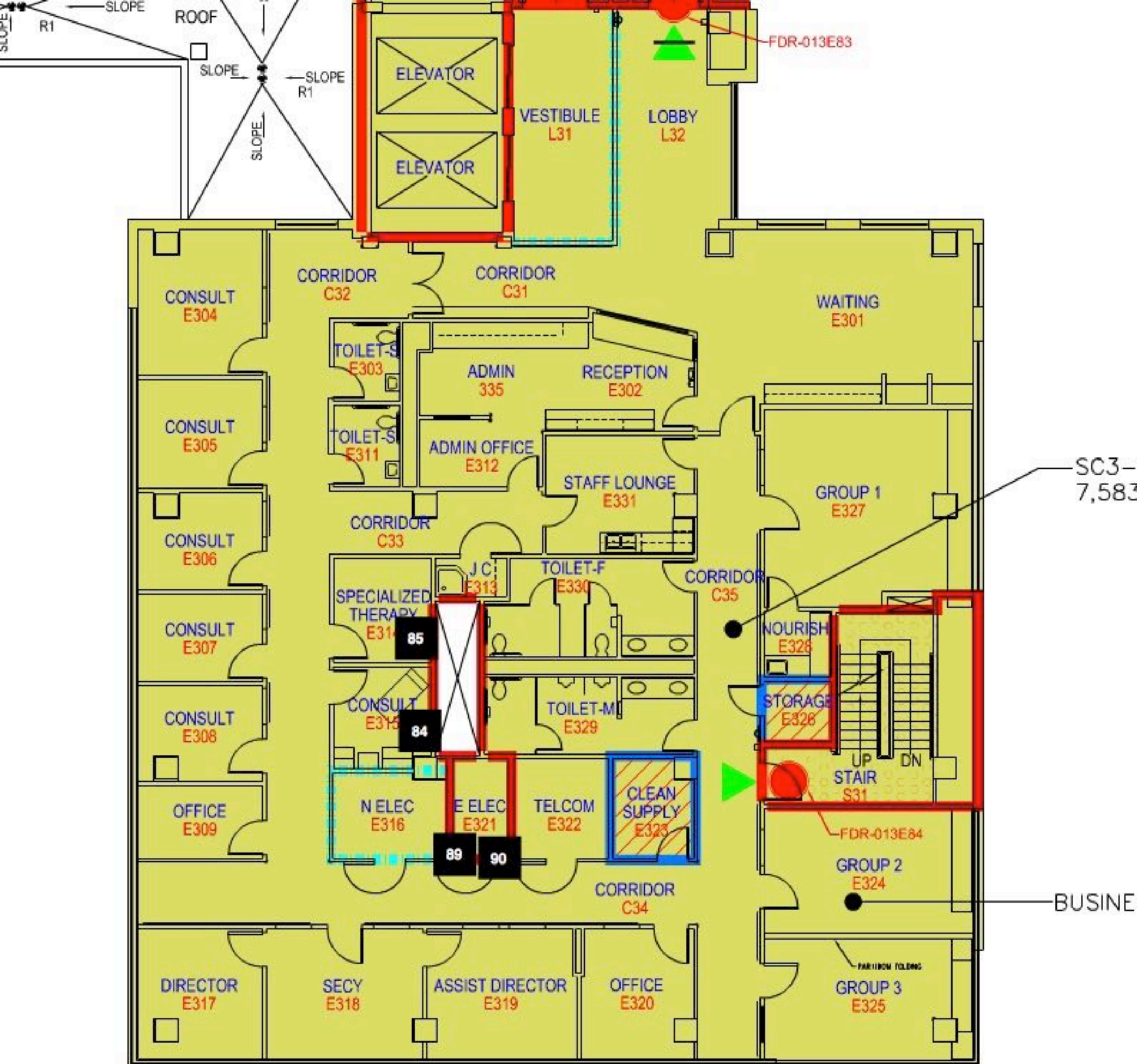



Date Created	Damper Asset Tag #	Damper Size	EOC ID #	Punch #	Type	Floor	Comments
1/13/15	FD-012E167	8x6	211813	171	Fire Damper	2nd Floor	Damper Failed. Damper was damaged during installation and was not installed in the plane of the barrier. Reference: NFPA 80 2013 Section 19.2.1.1.1 A damper installed in a fire resistance-rated assembly shall be located (in its sleeve) within the plane of the fire resistance-rated assembly, unless listed otherwise and installed in accordance with the manufacturer's installation instructions and the listing.
 <p>1/13/15 11:33 AM</p>							

Date Created	Damper Asset Tag #	Damper Size	EOC ID #	Punch #	Type	Floor	Comments
1/13/15	FD-012E166	6x6	211814	172	Fire Damper	2nd Floor	Damper Failed. Damper was damaged during installation and was not installed in the plane of the barrier. Reference: NFPA 80 2013 Section 19.2.1.1.1 A damper installed in a fire resistance-rated assembly shall be located (in its sleeve) within the plane of the fire resistance-rated assembly, unless listed otherwise and installed in accordance with the manufacturer's installation instructions and the listing.
							
1/13/15 11:36 AM							

EOC Solutions, LLC 117 Apple Brook Way Manchester, NH 03109 (603) 552-5823






Date Created	Damper Asset Tag #	Damper Size	EOC ID #	Punch #	Type	Floor	Comments
1/13/15	FSD-013E48	30x14	211820	84	Smoke/Fire damper	3rd Floor	Damper Failed. Actuator is functioning properly. No access door was installed to visually test damper.
<div><p>1/13/15 04:45 AM</p></div>							

Date Created	Damper Asset Tag #	Damper Size	EOC ID #	Punch #	Type	Floor	Comments
1/13/15	FSD-013E49	26x14	211821	35	Smoke/Fire damper	3rd Floor	Damper Failed. Actuator is functioning properly. No access door was installed to visually test damper.

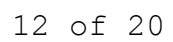


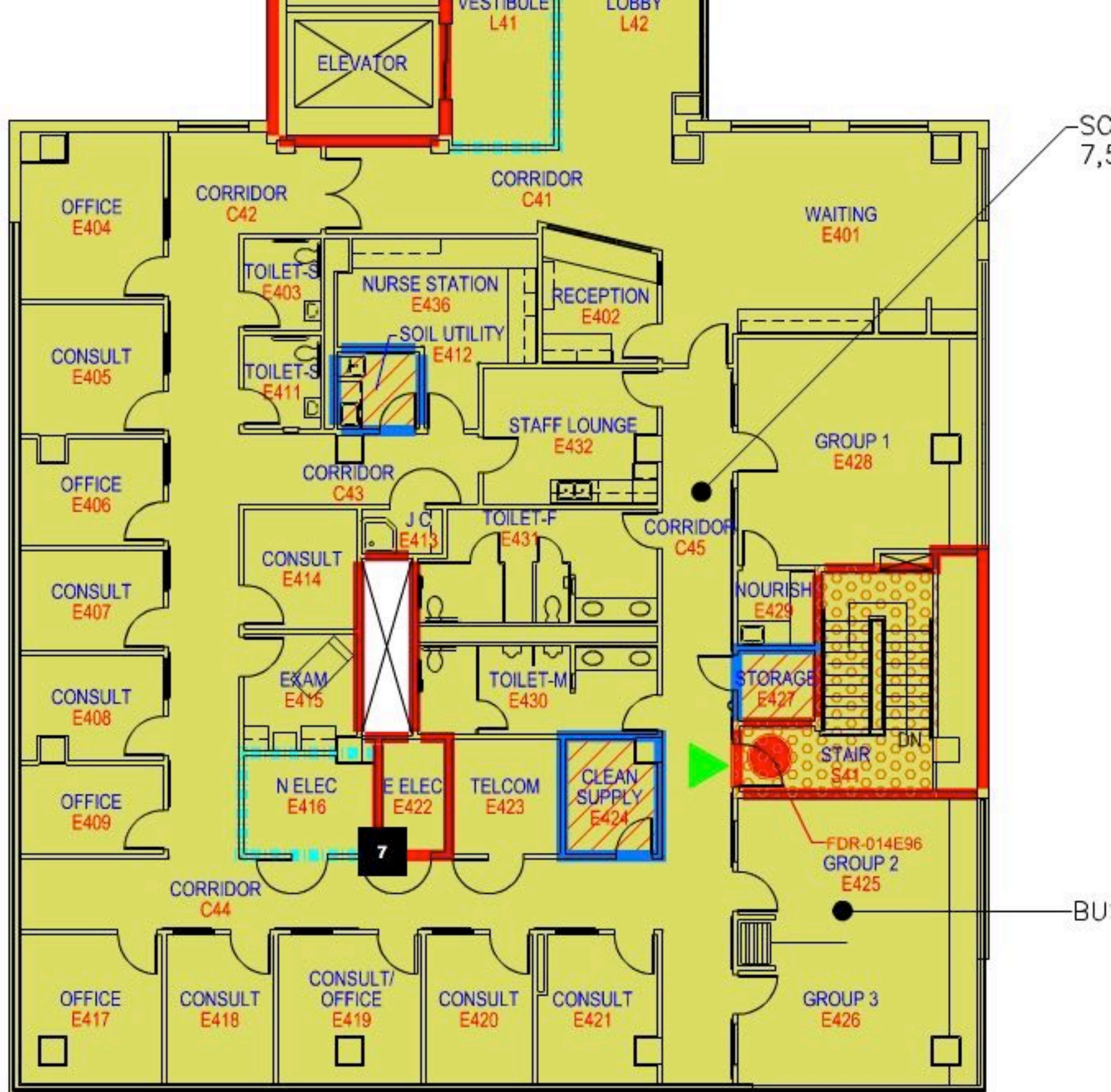
NO IMAGE
AVAILABLE

Date Created	Damper Asset Tag #	Damper Size	EOC ID #	Punch #	Type	Floor	Comments
1/13/15	FD-013E169	8x6	211825	39	Fire Damper	3rd Floor	Damper Failed. Damper was damaged during installation and was not installed in the plane of the barrier. Reference: NFPA 80 2013 Section 19.2.1.1.1 A damper installed in a fire resistance-rated assembly shall be located (in its sleeve) within the plane of the fire resistance-rated assembly, unless listed otherwise and installed in accordance with the manufacturer's installation instructions and the listing.
 <p>1/13/15 05:25 AM</p>							

Date Created	Damper Asset Tag #	Damper Size	EOC ID #	Punch #	Type	Floor	Comments
1/13/15	FD-013E168	6x6	211826	90	Fire Damper	3rd Floor	Damper Failed. Damper was damaged during installation and was not installed in the plane of the barrier. Reference: NFPA 80 2013 Section 19.2.1.1.1 A damper installed in a fire resistance-rated assembly shall be located (in its sleeve) within the plane of the fire resistance-rated assembly, unless listed otherwise and installed in accordance with the manufacturer's installation instructions and the listing.
 <p>1/13/15 05:30 AM</p>							

EOC Solutions, LLC 117 Apple Brook Way Manchester, NH 03109 (603) 552-5823



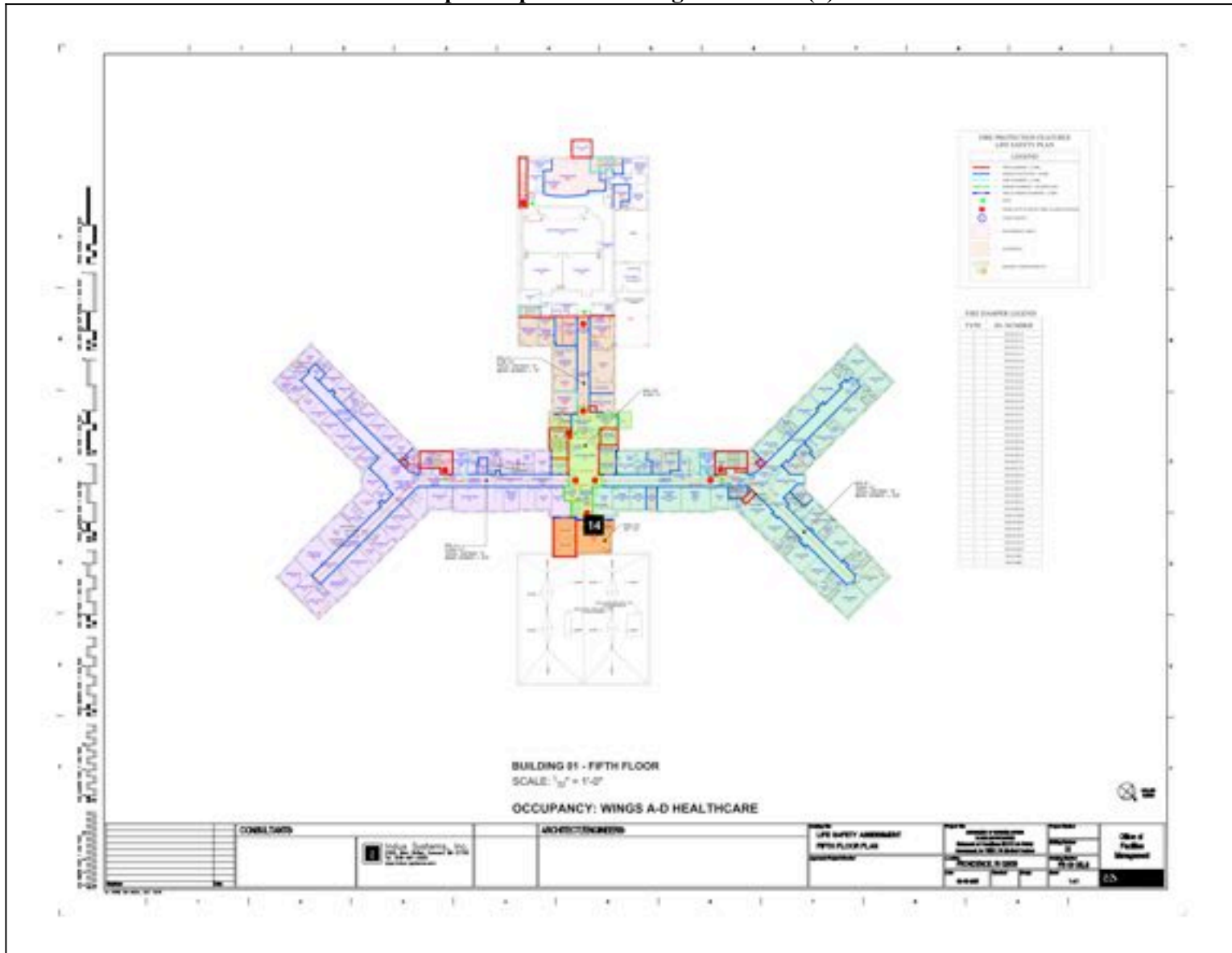


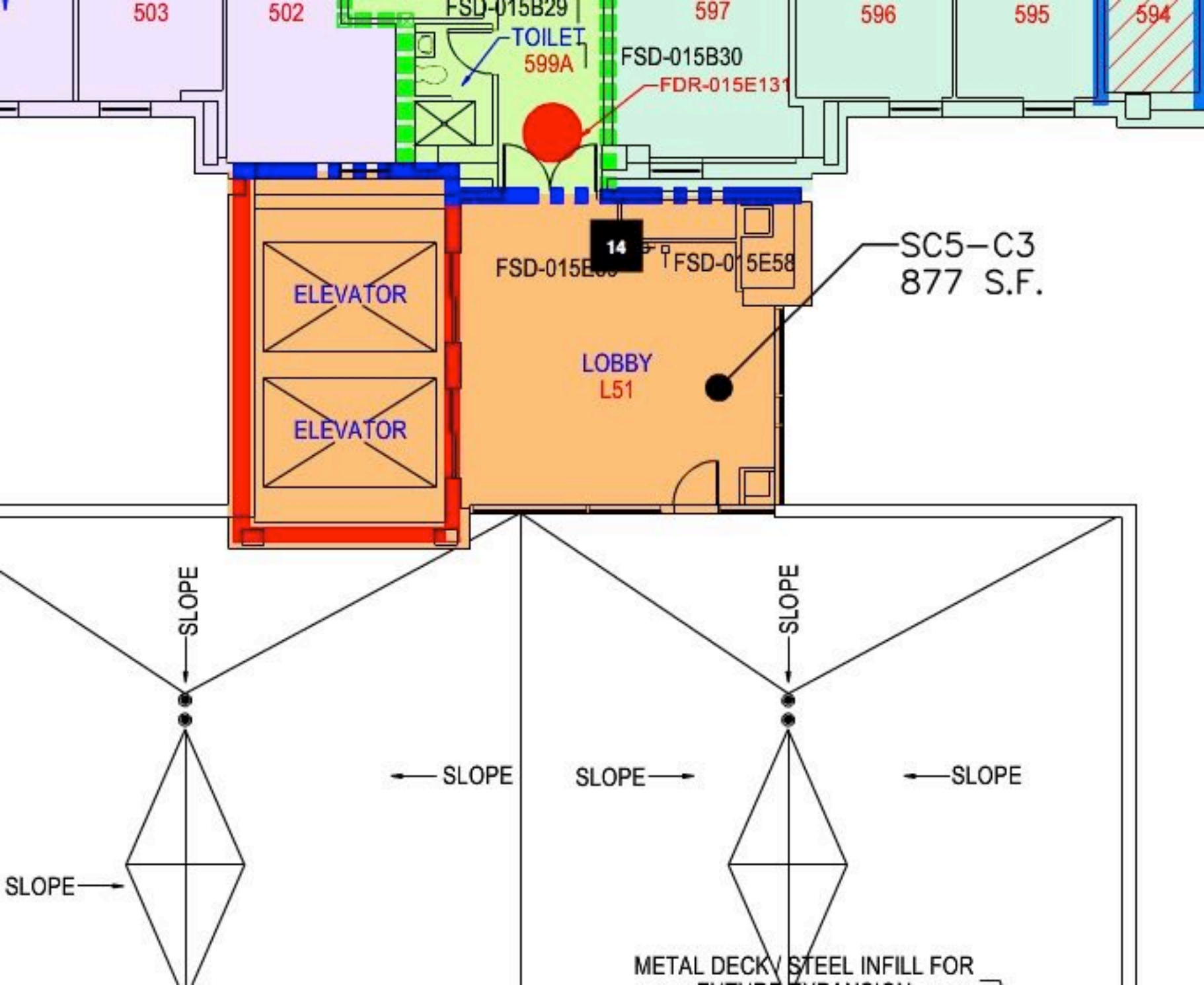
Date Created	Damper Asset Tag #	Damper Size	EOC ID #	Punch #	Type	Floor	Comments
1/13/15	FD-014E171	8x6	211832	7	Fire Damper	4th Floor	Damper Failed. Damper was damaged during installation and was not installed in the plane of the barrier. Reference: NFPA 80 2013 Section 19.2.1.1.1 A damper installed in a fire resistance-rated assembly shall be located (in its sleeve) within the plane of the fire resistance-rated assembly, unless listed otherwise and installed in accordance with the manufacturer's installation instructions and the listing.
							


1/13/15 06:37 AM

EOC Solutions, LLC 117 Apple Brook Way Manchester, NH 03109 (603) 552-5823

Damper Inspection E-Wing / 5th Floor (5) -

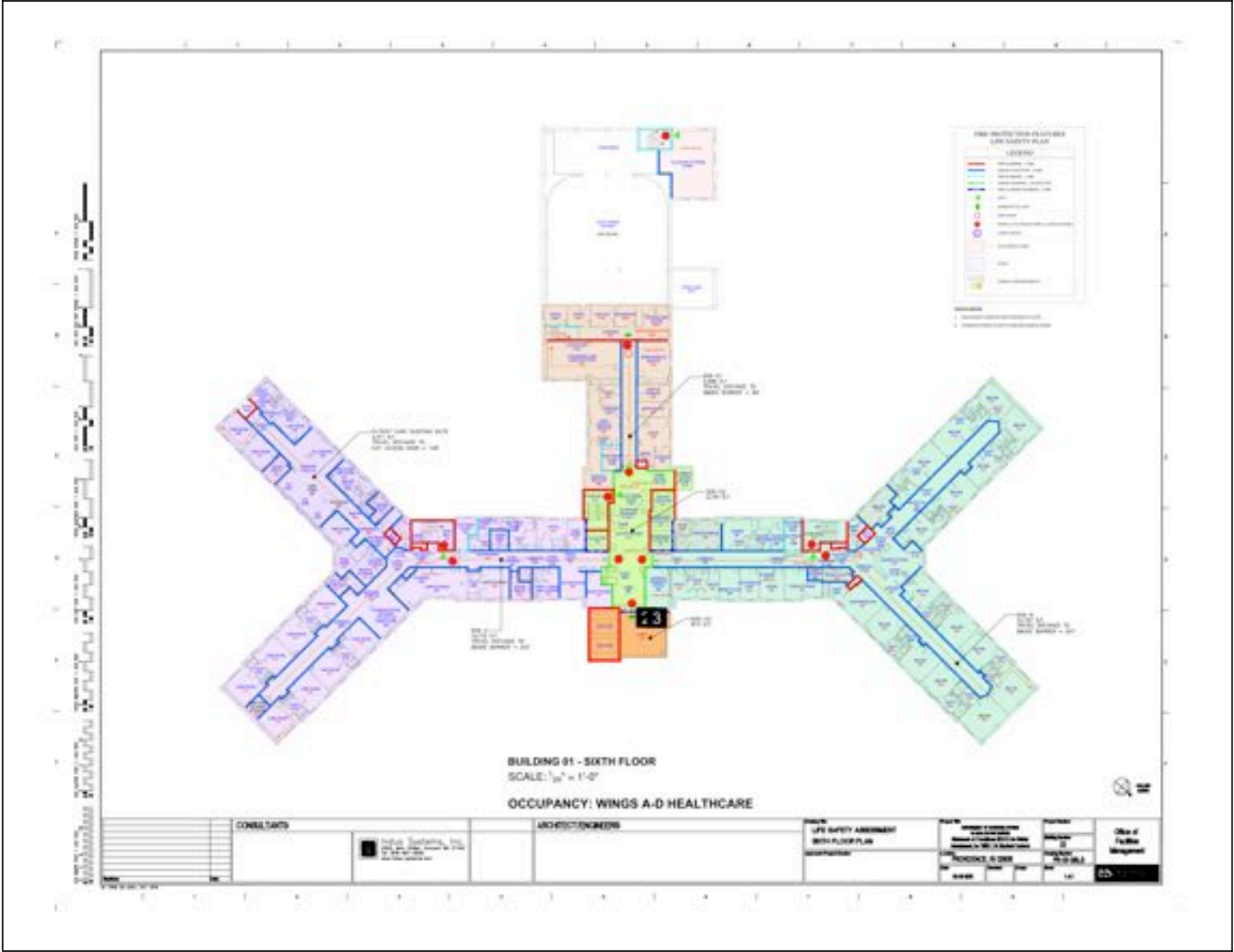


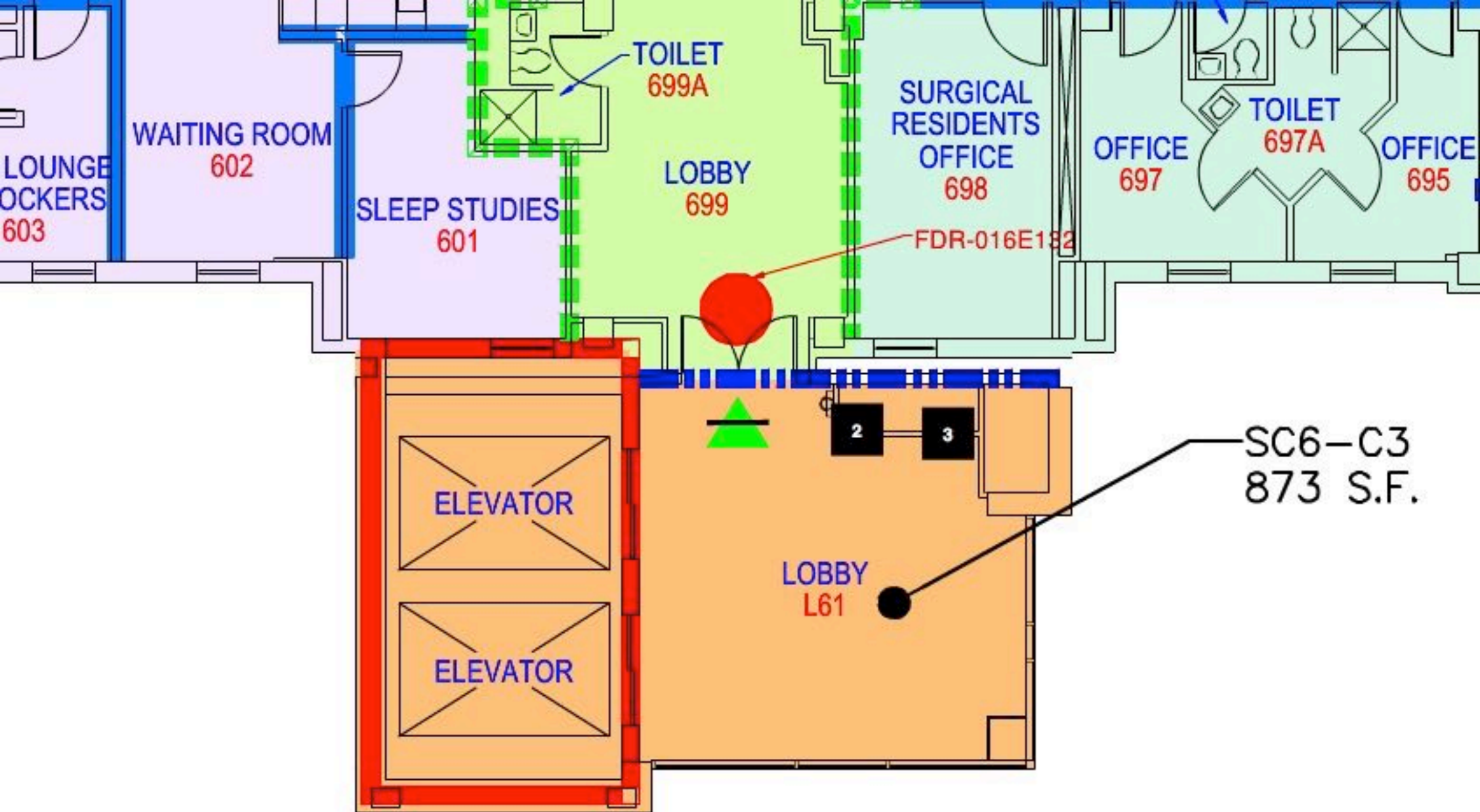



Date Created	Damper Asset Tag #	Damper Size	EOC ID #	Punch #	Type	Floor	Comments
1/13/15	FSD-015E59	14x12	211834	14	Smoke/Fire damper	5th Floor	Damper Failed. No visible access. Actuator appears to be functioning properly, air flow stops which indicates that the damper is closing, but no visible access. Access door needs to be moved to gain visible access.
 <p>1/13/15 07:40 AM</p>							

EOC Solutions, LLC 117 Apple Brook Way Manchester, NH 03109 (603) 552-5823

Damper Inspection E-Wing / 6th Floor (6) -





Date Created	Damper Asset Tag #	Damper Size	EOC ID #	Punch #	Type	Floor	Comments
1/13/15	FSD-016E61	14x12	211836	2	Smoke/Fire damper	6th Floor	Damper Failed. No visible access. Actuator appears to be functioning properly, air flow stops which indicates that the damper is closing, but no visible access. Access door needs to be moved to gain visible access.
 <p>1/13/15 07:25 AM</p>							

Date Created	Damper Asset Tag #	Damper Size	EOC ID #	Punch #	Type	Floor	Comments
1/13/15	FSD-016E60	16x8	211837	3	Smoke/Fire damper	6th Floor	Damper Failed. No visible access. Actuator appears to be functioning properly, air flow stops which indicates that the damper is closing, but no visible access. Access door needs to be moved to gain visible access.

