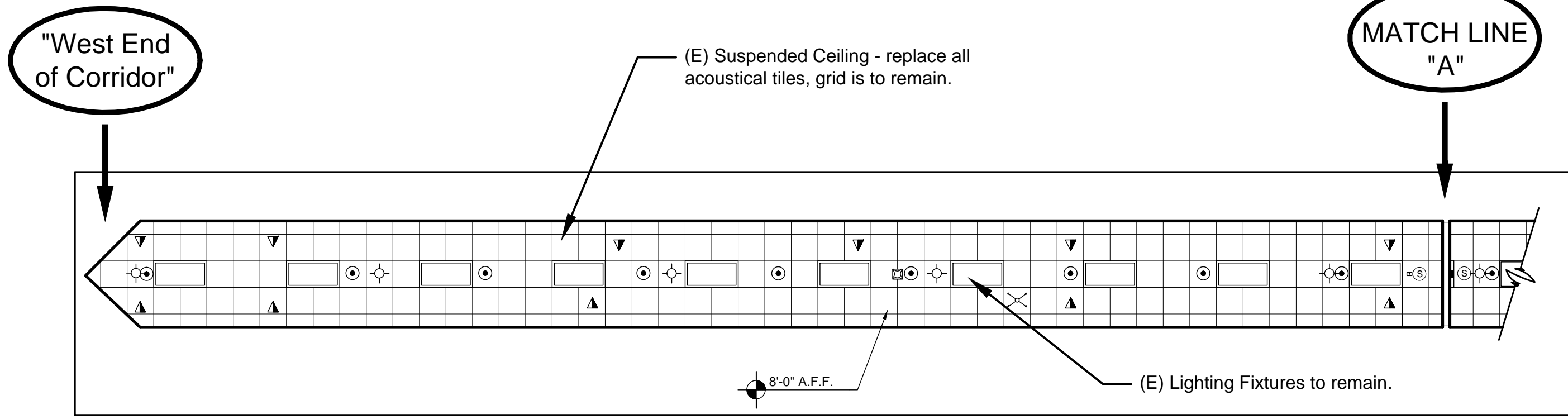
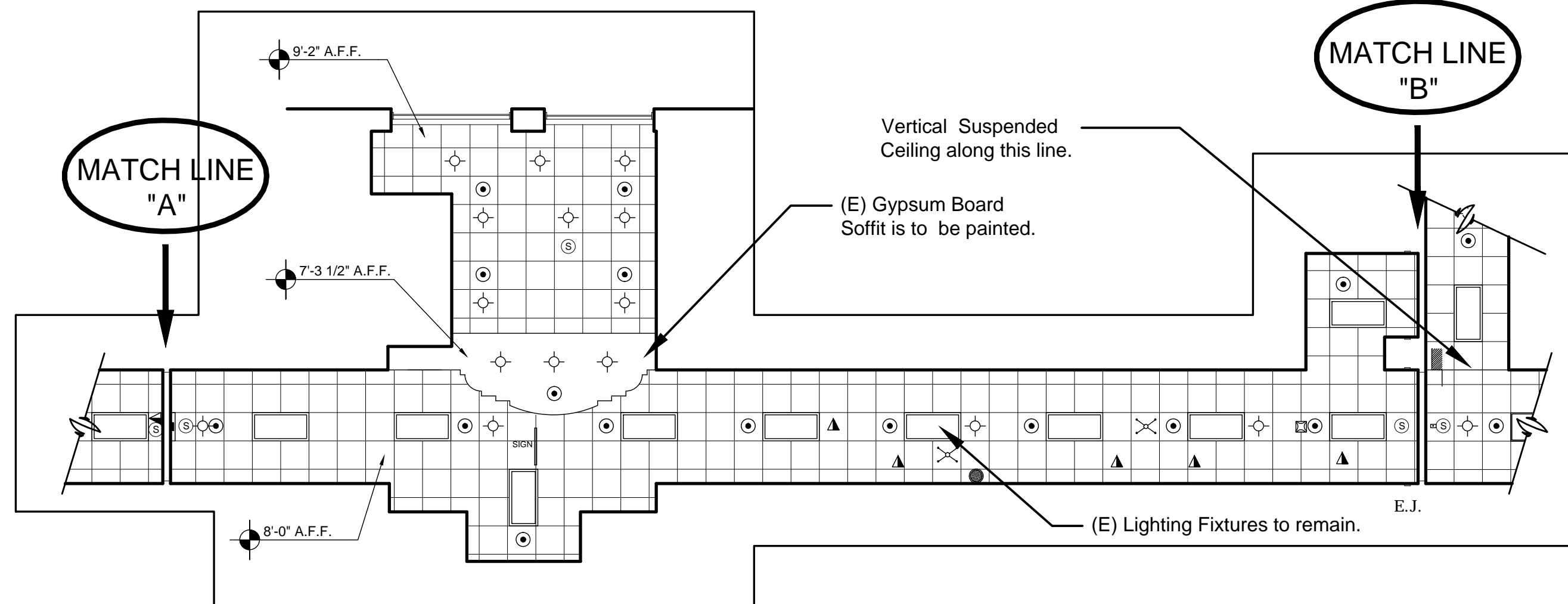


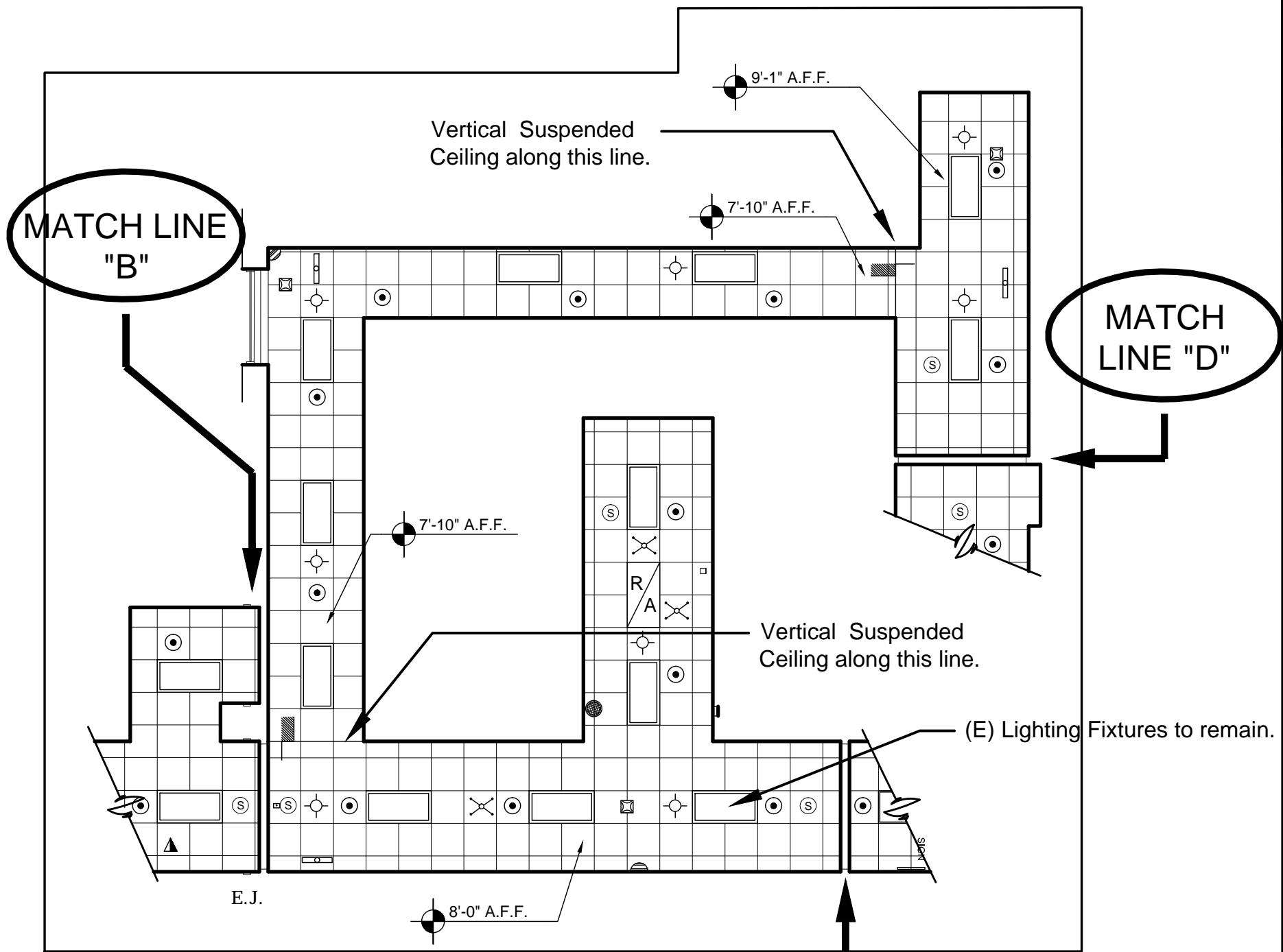
three inches = one foot
one and one half inches = one foot
one inch = one foot
three quarters inch = one foot
one half inch = one foot
three eighths inch = one foot
one quarter inch = one foot
one eighth inch = one foot



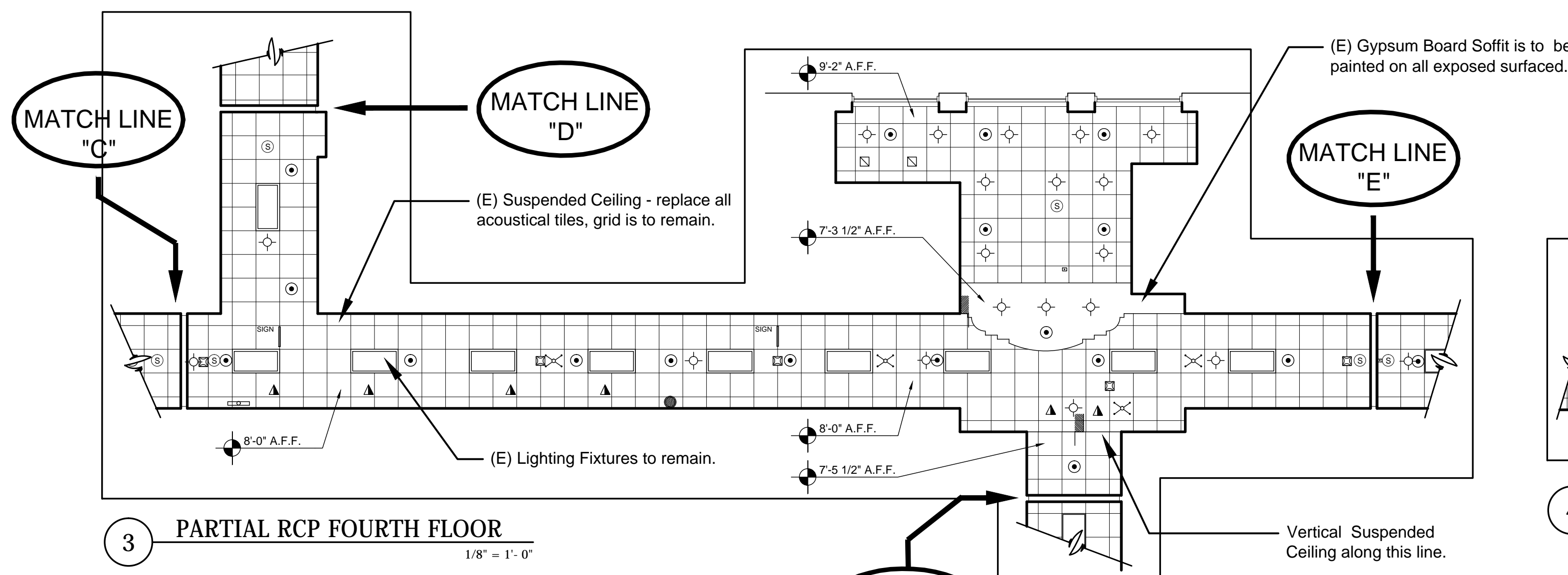
1 PARTIAL RCP FOURTH FLOOR - WEST CORRIDOR
1/8" = 1'-0"



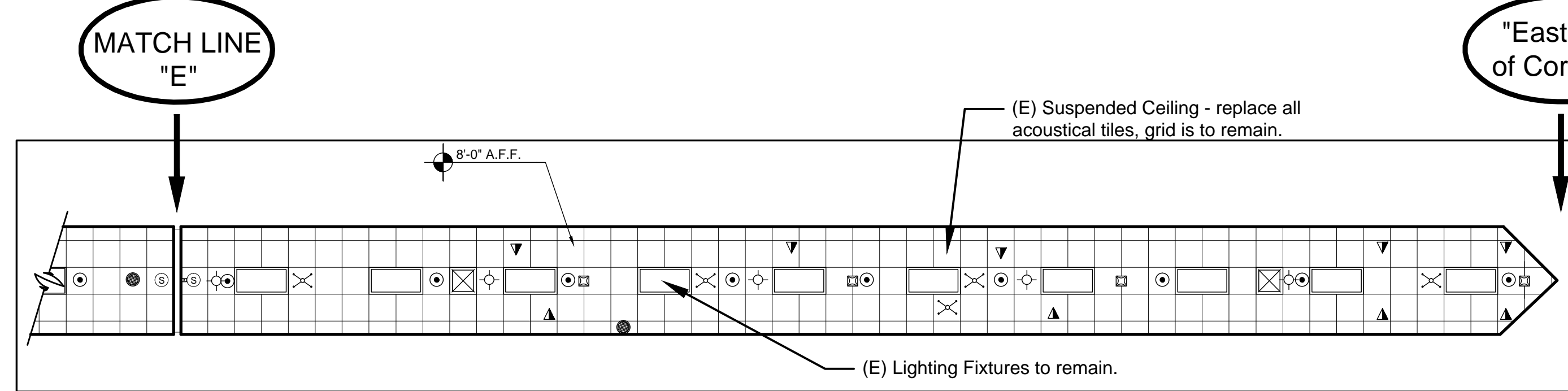
2 PARTIAL RCP FOURTH FLOOR
1/8" = 1'-0"



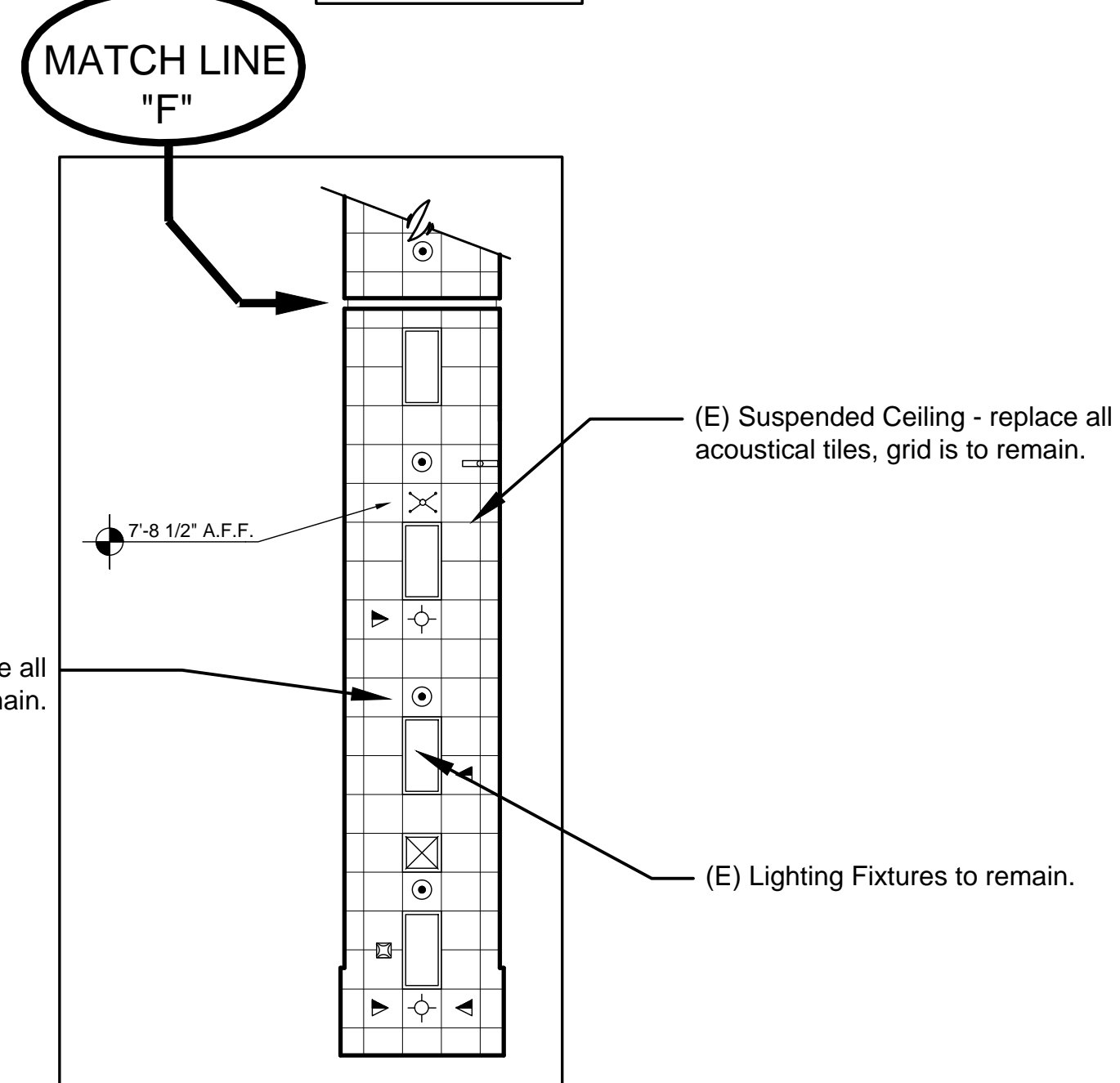
5 PARTIAL RCP FOURTH FLOOR
1/8" = 1'-0"



3 PARTIAL RCP FOURTH FLOOR
1/8" = 1'-0"

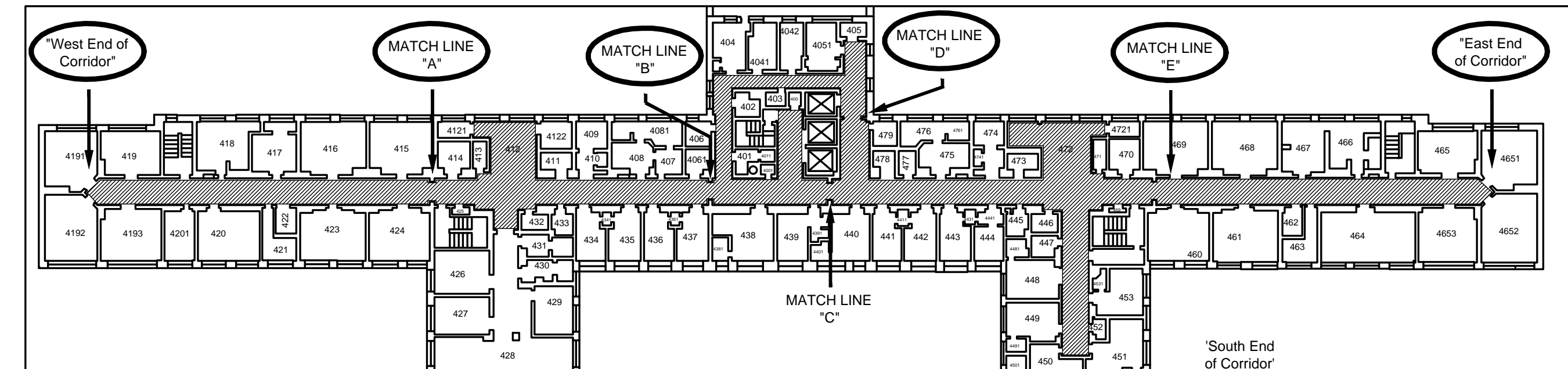


4 PARTIAL RCP FOURTH FLOOR - EAST CORRIDOR
1/8" = 1'-0"



6 PARTIAL RCP FOURTH FLOOR
1/8" = 1'-0"

- CEILING DEMOLITION PLAN GENERAL NOTES:
1. DISMOUNT AND RETAIN CEILING MOUNTED ITEMS INCLUDING EXISTING LIGHTING FIXTURES. PRESERVE THESE ITEMS FOR RE-INSTALLATION (I.E. EXIT LIGHTS, ESCUTONEONS, BEAUTY RINGS, SIGNS, CURTAIN/CURTAIN TRACK, SMOKE DETECTORS, CAMERAS, SPEAKERS, ETC.). WORK INVOLVING EXIT LIGHTS, SPEAKERS, SMOKE DETECTORS, CAMERAS SHALL BE COORDINATED WITH THE COTR AND MUST REMAIN IN OPERATION THROUGHOUT THE DURATION OF THE PROJECT.
 2. REMOVE AND DISPOSE OF CEILING TILES. EXISTING CEILING GRID TO REMAIN UNALTERED AND UN Damaged. REPAIR CEILING GRID AS NEEDED.
 3. MIRRORS, DIFFUSERS, AND RETURN GRILLES SHALL REMAIN UN Damaged AND UNALTERED.
 4. EXISTING LIGHTING FIXTURES TO REMAIN. FOLLOW LOCKOUT/TAGOUT PROCEDURES. PROVIDE TEMPORARY LIGHTING AS NEEDED.
 5. ALL WORK SHALL BE PERFORMED IN CONFORMANCE WITH THE LATEST VERSION OF NEC.



KEY PLAN FOURTH FLOOR
1/32" = 1'-0"

RCP LEGEND	
	AC RETURN
	2' x 4' EXISTING FIXTURE
	SPRINKLER HEAD
	CAN DOWNLIGHT
	HURSE CALL LIGHT
	CEILING GRID HANG SIGNAGE
	SMOKE DETECTOR
	EXIT SIGN
	CEILING OUTLET
	METER
	SPEAKER
	S.S. PLATE
	GLOBE MIRROR
	GLOBE MIRROR HALF
	NOTION DETECTOR
	ANTENNA
	RUBBER TUBES NEG. PRESSURE
	CONDUIT
	AIR RETURN

BID ITEM # 1

<div>Revisions:</div> <div>Date:</div>	VA Northern Indiana Health Care System, Fort Wayne 2121 Lake Avenue Fort Wayne, IN 46805			Approved: Medical Center Director Daniel D. Hendee, FACHE		Drawing Title REFLECTED CEILING PLAN - 4th Floor		Project Title Interior Halls and Walls		Project Number 610A4-11-149		
		Approved: Associate Director for Operations Helen Rhodes			Approved: Project Director		Location VA NIHCS, Fort Wayne, IN		Building Number 1			
		Approved: Engineering Service Charles Applewhite					Date 08/05/2011		Checked CDA			
							Drawn VM		Drawing Number A-107			
									Dwg. 7 of 12			