

REPLACE LOOP  
SWITCH, B-104

PROJECT NO. 528A6-12-602




V.A. MEDICAL CENTER

BATH, NEW YORK 14810

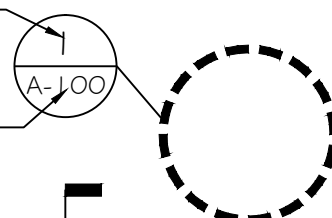
## LIST OF DRAWINGS

<u>DRAWING NO.</u>	<u>SYMBOL</u>	<u>SHEET</u>	<u>TITLE</u>
VAMC-528AG-1727	T-1	1 OF 2	COVER SHEET
VAMC-528AG-1727	E-1	2 OF 2	PARTIAL SITE PLAN & NOTES

## ABBREVIATIONS AND SYMBOLS

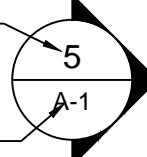
AC	AIR CONDITIONING	EA	EACH	MAT	MATERIAL	T	TOILET
ACT	ACQUISITORY CEILING TILE	EL	ELEVATION	MAX	MAXIMUM	T	TOP OF
ADD	ADDITIONAL	ELEC	ELECTRIC	MECH	MECHANICAL	TH	THICK/ THICKNESS
ADJL	ADJUSTABLE	ELEV	ELEVATION	MFR	MANUFACTURER	TH	THICK/ THICKNESS
ADJF	ADJUSTABLE FLOOR	EQ	EQUAL	MH	MAN HOLE	TG	TONGUE & GROOVE
AL	ALUMINUM	EW	EACH WAY	MIN	MINIMUM	TOP	TOP OF FOOTING
ALT	ALTERNATE	EXT	EXISTING	MO	MASONRY OPENING	TOS	TOP OF STEEL
AL	ALUMINUM	EXG	EXISTING	MTO	METAL	TOW	TOP OF WALL
ARCH	ARCHITECTURAL					TYO	TYPICAL
ASPH	ASPHALT	FBGL	FIBERGLASS FLOOR DRAIN	NIC	NOT IN CONTRACT	UNC	UNLESS NOTED OTHERWISE
B	BOTTOM OF BOARD	FFE	FINISH FLOOR ELEVATION	NTS	NOT TO SCALE		
BD	BUILDING LINE	FIN	FLOOR	OH	ON CENTER	VB	VAPOR BARRIER
BLDG	BUILDING	FLR	FLOOR	OCD	OVERHEAD DOOR OPENING	VCT	VINYL COMPOSITION TILE
BLK	BLOCK	FNIN	FOUNDATION	OPNG	OPENING	VERT	VERTICAL
BLKG	BLOCKING	FF	FAMILY ROOM	PL	PLATE		
BP	BEARING PLATE	FTG	FOOTING	PSF	POUNDS PER SQUARE FOOT	W	WIDE/ WIDTH
BK	BERKDOM			PSI	POUNDS PER SQUARE INCH	WI	WITH
BMT	BASMENT	GC	GENERAL CONTRACTOR	PT (D)	PAINT ( -ED)	WC	WATER CLOSET
BWN	BETWEEN	GL	GLASS	PWD	PLYWOOD	WD	WOOD
BTNG	BEARING	GN	GLUE AND NAIL			WIND	WINDOW
		GBW	GYPNUM WALL BOARD	RA	RETURN AIR	WMD	WELDED WIRE MESH
CB	CATCH BASIN	GP	GYPNUM	RD	ROOF DRAIN		
CC	CENTER TO CENTER	H	HIGH	REF	REFERENCE		EXISTING WALLS
CEM	CEMENT	H	HIGH	REIN	REINFORCING		NEW PARTITIONS
CG	CORNER JOINT	HC	HOLLOW CORE	REQD	REQUIRED		ITEMS TO BE DEMOLISHED
CJ	CONSTRUCTION JOINT or CONTROL JOINT	HDR	HEADER	RH	RIGHT HAND		
CLG	CEILING	HDW	HARDWARE	RM	ROOM		
CML	CONCRETE MASONRY UNIT	HGT	HEIGHT	RO	ROUGH OPENING		
COL	COLLUM	HLM	HOLLOW METAL	R/S	ROUGH SAWN		
COMP	COMPACTED	HORZ	HORIZONTAL	SCD	SOLID CORE		
CONC	CONCRETE	H.P.	HIGH POINT	SCG	SOLID CORE WOOD DOOR		
CONST	CONSTRUCTION	H.R.	HANDRAIL	SD	SMOKE DETECTOR		
CONT	CONTINUOUS	HW	HOT WATER	SF	SQUARE FEET		
COORD	COORDINATE	INS	INSULATION	SFLR	SUB-FLOOR		
CPT	CARPET	INT	INTERIOR	SIM	SIMILAR		
CRS	COURSE			SL	SLOPE		
CT	CERAMIC TILE	JAN.	JANITORIAL	SOG	SLAB-ON-GRADE		
		JST	JOIST	SPEC	SPECIFICATIONS		
D	DEEP DEPTH	JT	JOINT	STL	STEEL		
DBL	DOUBLE	K	KITCHEN	STR	STRUCTURAL		
DET	DETAIL			SV	SHEET VINYL FLOORING		
DF	DOUGLAS FIR						
DIA	DIAMETER	LF	LINEAR FEET				
DM	DIMENSION	LH	LEFT HAND				
DTL	DETAIL	LOC	LOCATION				
DW	DISHWASHER	LVL	LAMINATED VENER LUMBER				
DWG	DRAWING						

DETAIL MARKER

DETAIL NUMBER → 

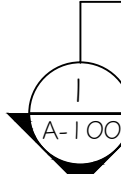
SHEET NUMBER →

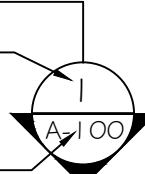
SECTION MARKER

SECTION NUMBER → 

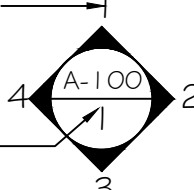
SHEET NUMBER →

BUILDING SECTION MARKER

SECTION NUMBER → 


SHEET NUMBER → 

INTERIOR ELEVATION MARKER


ELEVATION NUMBER → 

SHEET NUMBER →


WINDOW AND LOUVER TAG

WINDOW/LOUVER NUMBER → 

DOOR TAG


DOOR NUMBER → 

ROOM DESIGNATION


ROOM NUMBER → 

ROOM NAME → ROOM

COLUMN TAG


COLUMN No. → 

NORTH ARROW

 NORTH

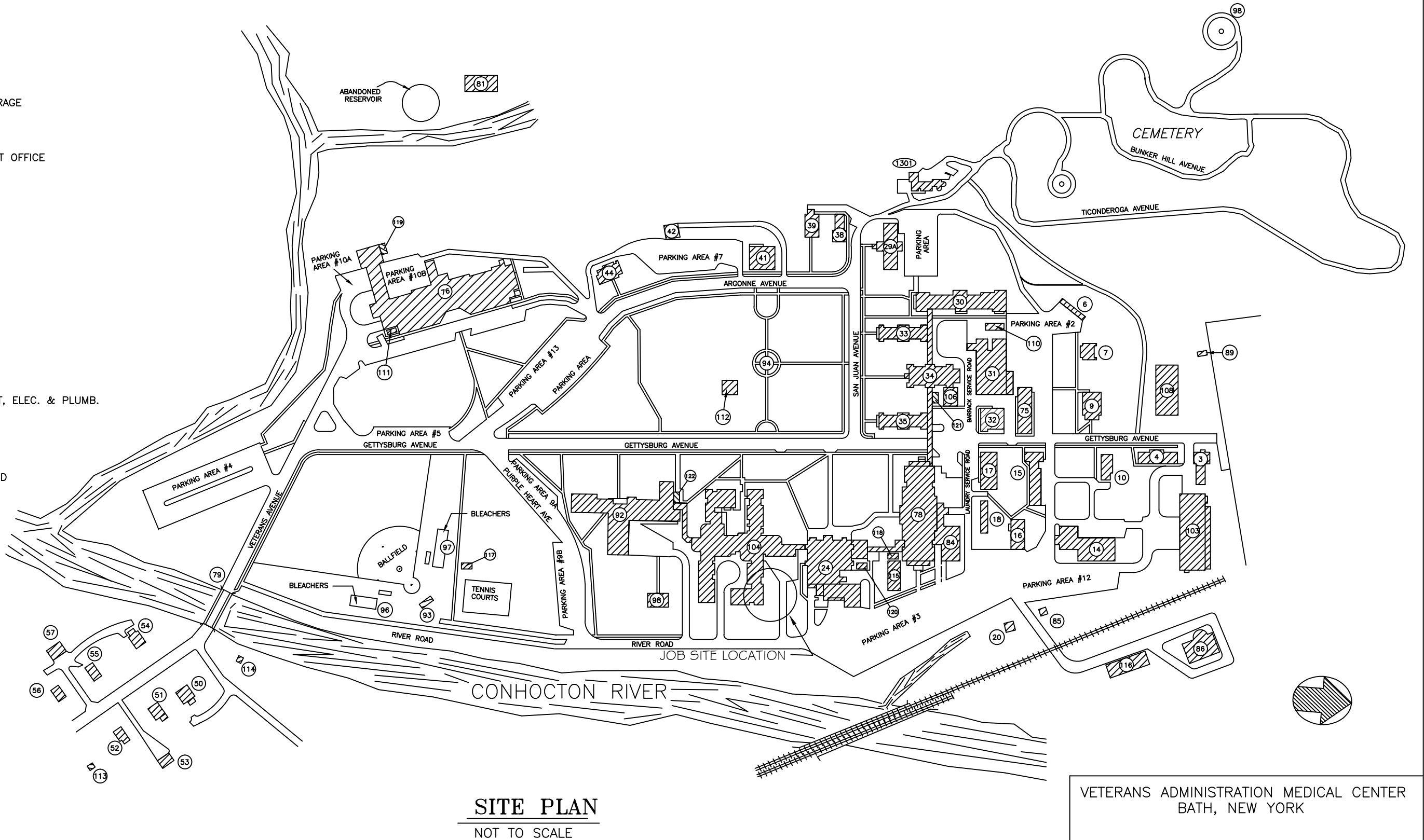
↑ CALLED NORTH

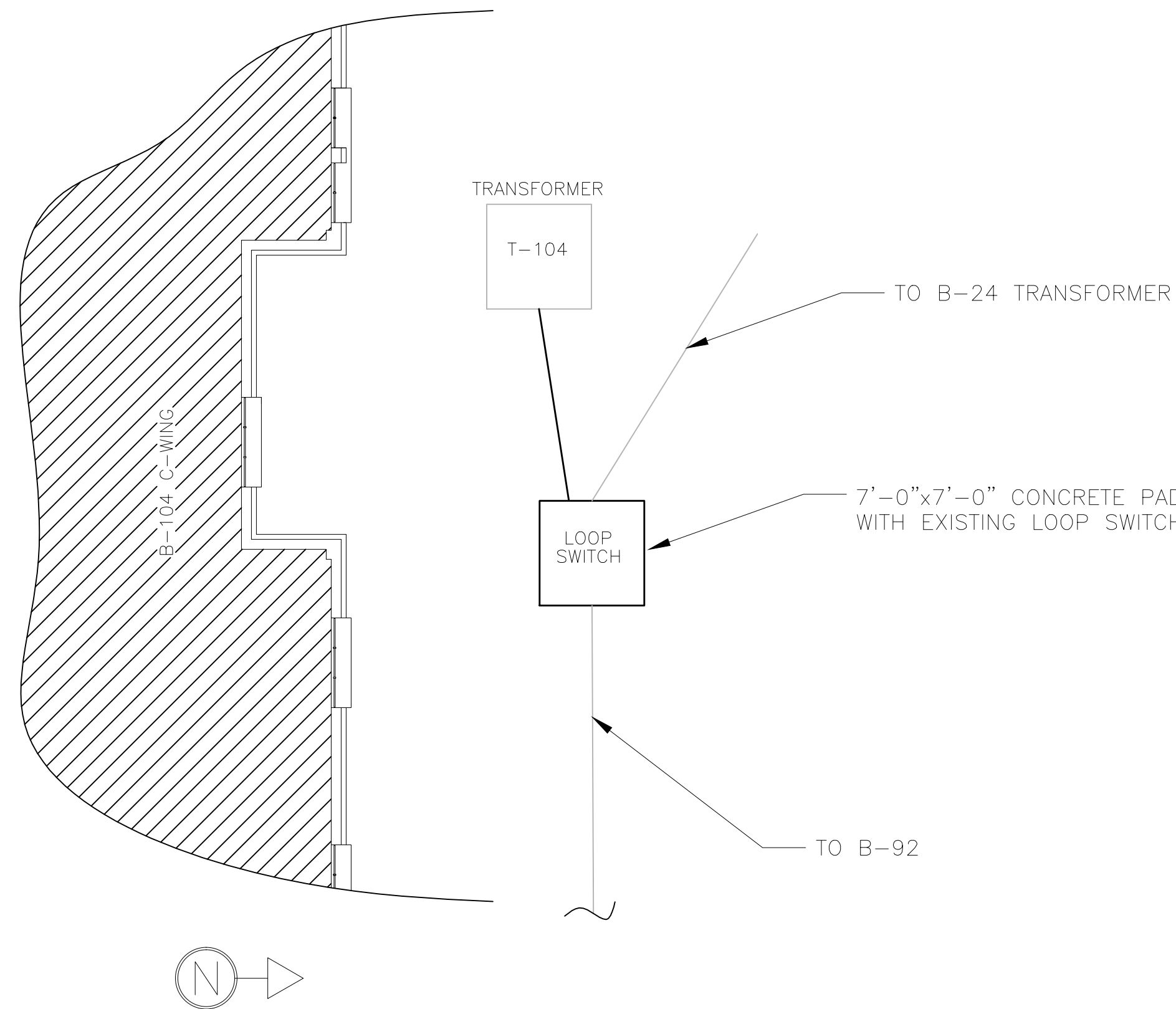
PARTITION TYPE



## BUILDING SCHEDULE

- 3 EQUIPMENT STORAGE
- 4 EIGHT CAR GARAGE
- 5 EXHIBIT BUILDING
- 6 ENGINEERING OFFICE
- 7 ENGINEERING OFFICE
- 8 FIRE DEPARTMENT & GARAGE
- 9 FURNITURE, FURNISHINGS, PAINT, MASONRY STORAGE
- 10 GARDENERS SHOP
- 11 GAZBO
- 12 GROUND
- 13 CREDIT UNION
- 14 HOUSE, PUMP HOUSE
- 15 MAIN DINING ROOM & KITCHEN & POST OFFICE
- 16
- 17 SECTION 3 - ADMINISTRATION BUILDING
- 18 SECTION 4 - PLANT
- 19 RESEARCH PSYCHOLOGY, PSYCHOLOGY, SOCIAL SERVICE
- 20 SECTION 5
- 21 SECTION 5 - BOWLING
- 22 SECTION 5 - CANTEN
- 23 CHAPMAN SERVICE OFFICE
- 24 MAIN CHAPEL
- 25 U.S. SUPPLY, FISCAL
- 26 MUSEUM
- 27 VOLUMINE SERVICE, STATION POLICE
- 28 QUARTERS
- 29 QUARTERS
- 30 QUARTERS
- 31 THREE CAR GARAGE
- 32 QUARTERS
- 33 QUARTERS
- 34 QUARTERS
- 35 QUARTERS
- 36 ENGINEERING SHOPS & STORAGE-PAINT, ELEC. & PLUMB.
- 37
- 38 SECTION 2 - N.H.C.U.
- 39 BRIDGE
- 40 UNDERGROUND RESERVOIR
- 41 COMBATED WORK THERAPY
- 42 HONORARIUM - NOT USED
- 43 HONORARIUM - NOT USED
- 44 ENGINEERING - STORAGE
- 45 RECREATION & LIBRARY
- 46 FIELD HOUSE
- 47 FARMER GROUND - FLAG POLE
- 48 CEMETERY FLAG
- 49 BLEACHERS - EAST
- 50 BLEACHERS - NORTH
- 51 COVERED PICNIC AREA
- 52 SUPPLY WAREHOUSE
- 53
- 54
- 55
- 56
- 57
- 58
- 59
- 60
- 61
- 62
- 63
- 64
- 65
- 66
- 67
- 68
- 69
- 70
- 71
- 72
- 73
- 74
- 75
- 76
- 77
- 78
- 79
- 80
- 81
- 82
- 83
- 84
- 85
- 86
- 87
- 88
- 89
- 90
- 91
- 92
- 93
- 94
- 95
- 96
- 97
- 98
- 99
- 100
- 101
- 102
- 103
- 104
- 105
- 106
- 107
- 108
- 109
- 110
- 111
- 112
- 113
- 114
- 115
- 116
- 117
- 118
- 119
- 120
- 121
- 122
- 123
- 124
- 125
- 126
- 127
- 128
- 129
- 130
- 131
- 132
- 133
- 134
- 135
- 136
- 137
- 138
- 139
- 140
- 141
- 142
- 143
- 144
- 145
- 146
- 147
- 148
- 149
- 150
- 151
- 152
- 153
- 154
- 155
- 156
- 157
- 158
- 159
- 160
- 161
- 162
- 163
- 164
- 165
- 166
- 167
- 168
- 169
- 170
- 171
- 172
- 173
- 174
- 175
- 176
- 177
- 178
- 179
- 180
- 181
- 182
- 183
- 184
- 185
- 186
- 187
- 188
- 189
- 190
- 191
- 192
- 193
- 194
- 195
- 196
- 197
- 198
- 199
- 200

[illegible]



GENERAL NOTES

1. PROTECT EXISTING WALL SURFACES AND SYSTEMS (PLUMBING, MECHANICAL, ELECTRICAL) TO REMAIN, FROM DAMAGE DUE TO PROJECT WORK. PATCH, REFINISH AND RESTORE DAMAGED SURFACES AND SYSTEMS TO MATCH CONDITION PRIOR TO CONSTRUCTION (TYPICAL, AND TO MATCH ADJACENT SURFACES.
2. OWNER SHALL REMOVE ALL PERSONAL EFFECTS PRIOR TO CONSTRUCTION. CONTRACTOR SHALL PARTICIPATE IN PRE-CONSTRUCTION SURVEY WITH OWNER.
3. UNLESS NOTED OTHERWISE, THE EXISTING STRUCTURAL COLUMNS, BEAMS, WALLS AND FLOOR FRAMING SHALL REMAIN INTACT AND BE UNDISTURBED.
4. WHERE INCIDENTAL WORK IS REQUIRED TO ACCOMPLISH WORK SHOWN ON THE DRAWINGS, THIS WORK IS IMPLIED AND SHALL BE INCLUDED AS PART OF THE BASE BID.
5. CONTRACTOR IS RESPONSIBLE TO MAINTAIN THE WELLNESS OF STRUCTURES AND GROUNDS NOT SPECIFIED WITHIN THE CONTRACT BUT WHICH COULD BE DAMAGED BY CONSTRUCTION. ITEMS THAT CAN BE DAMAGED INCLUDE BUT NOT LIMITED TO SIDEWALKS, CURBS, GRASS (RUTS, CONTAMINATION FROM CHEMICAL SPILLS) AND DAMAGE NOT PRESENT AT THE INITIAL PRE-CONSTRUCTION WALK-THRU.
6. THE CONTRACTOR SHALL PROVIDE A MINIMUM OF TWO (2) HARD COPIES OF OPERATING AND SERVICE MANUALS FOR EACH MECHANICAL, ELECTRICAL, ELECTRONIC, HVAC, OR OTHER EQUIPMENT INSTALLED AS PART OF THE PROJECT.
7. THE CONTRACTOR SHALL RECEIVE ALL DELIVERIES OF MATERIALS, EQUIPMENT, TOOLS, OR OTHER GOODS OFF OF STATION, AND BRING THEM TO THE JOB SITE. THE BATH VA SHALL NOT ACCEPT DELIVERIES FOR PROJECT PURPOSES.
8. AFTER THE COMPLETION OF CONSTRUCTION, THE CONTRACTOR SHALL COMPLETELY CLEAN ALL SURFACES OF CONSTRUCTION DEBRIS. SURFACES SHALL BE WIRED CLEAN OF DUST, INCLUDING FIXTURES, WINDOW SILLS, DOOR FRAMES, ETC. ANY TOILETS OR SINKS WITHIN THE CONSTRUCTION AREA SHALL BE COMPLETELY CLEANED AFTER THE CONSTRUCTION HAS BEEN COMPLETED USING NATURAL CLEANSER.

NOTES:

PROJECT SPECIFICATIONS:

- FURNISH AND COMPLETELY INSTALL ONE (1) MEDIUM VOLTAGE MANUALLY OPERATED SWITCH THAT IS COMPARABLE IN PERFORMANCE TO THE OBSOLETE EXISTING S&C PMH-14 AT BUILDING 104 (DOMICILIARY). –MUST BE RATED FOR HIGH VOLTAGE.
- DEMO ELECTRICAL FROM EXISTING SWITCH.
- PROVIDE ALL RIGGING AND CRANE FOR REMOVAL OF EXISTING SWITCH. PROPERLY DISPOSE OF EXISTING SWITCH OFFSITE.
- PROVIDE ALL LABOR AND MATERIALS NEEDED FOR THE NEW SWITCH INSTALLATION.
- PROVIDE FOR FACTORY STARTUP OF THE NEW SWITCH.
- EXISTING CABLES AND TERMINATIONS MAY BE RE-USED; HOWEVER, CABLES AND TERMINATIONS MUST BE TESTED IN ACCORDANCE WITH IEEE 400-2001 TO VERIFY INTEGRITY.
- CLEAN UP WORK AREA AND PROPERLY PROVIDE OFF-SITE DISPOSAL OF CONSTRUCTION DEBRIS.
- REPLACE CABLES BETWEEN T-104 AND 104 LOOP SWITCH. (MATCH EXISTING WIRES.) (APPROX SIZE IS 500 MCM. VERIFY IN FIELD)

						Drawing Title LAYOUT AND DETAILS		Project Title REPLACE B-104 LOOP SWITCH		Date 12/9/11		V.A.	
						Drawing File Number:		Project No. 528A6-12-602					
						Approved:Project Section Mgr.      Date		Building No. 104		Checked .			DRAWING NO. VAMC-528A6-1727 <b>E-1</b> Dwg. 1 Of 2
						Approved: Medical Center Director      Date		Location BATH, NEW YORK					
Revisions		Date											