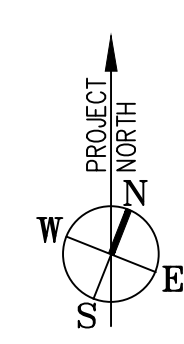
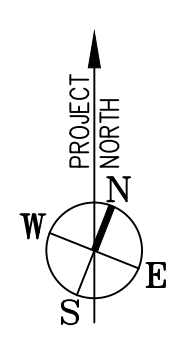


- 1 REMOVE EXISTING BUILDING 1, BASEMENT HOUSE DOMESTIC WATER PUMPS INCLUDING PUMPS, CONCRETE PADS, FITTINGS, VALVES, PIPING, SPECIALTIES, AND ELECTRICAL.
- 2 REMOVE EXISTING POINT IF SERVICE (POS) DOMESTIC WATER FILTER MEDIA AND REPLACE WITH 1 MICRON MEDIA (SEE NEW WORK KEYED NOTES).
- 3 REMOVE EXISTING HOT WATER SUPPLIES TO FIXTURE INCLUDING SUPPLY TUBES/HOSES, ESCUTCHEONS, INSULATION (IF APPLICABLE), AND SUPPLY STOPS.
- 4 REMOVE EXISTING COLD WATER SUPPLIES TO FIXTURE INCLUDING SUPPLY TUBES/HOSES, ESCUTCHEONS, INSULATION (IF APPLICABLE), AND SUPPLY STOPS.
- 5 REMOVE EXISTING SHOWER HEAD AND REPLACE (SEE NEW WORK KEYED NOTES).
- 6 REMOVE EXISTING SHOWER CONTROLS AND REPLACE (SEE NEW WORK KEYED NOTES).
- 7 REMOVE EXISTING FAUCET INCLUDING CONTROLS, SPOUT, AND TRIM PLATE.
- 8 REMOVE EXISTING ELECTRIC CHILLER, PIPING, AND APPURTENANCES (BUILDING 1, 5TH FLOOR NORTH MECHANICAL ROOM). REMOVAL SHALL INCLUDE CHILLER, PIPING, VALVES, INSULATION, HANGERS/SUPPORTS, AND RECLAMATION OF REFRIGERANT PER US EPA SECTION 608 (CLEAN AIR ACT) REQUIREMENTS BY CERTIFIED PERSONNEL. CAP PIPING AS INDICATED.
- 9 REMOVE EXISTING ABANDONED ELECTRIC BASED-MOUNTED PUMP, PIPING, AND APPURTENANCES (5TH FLOOR NORTH MECHANICAL ROOM). REMOVAL SHALL INCLUDE PUMP, PIPING, VALVES, INSULATION, AND HANGERS/SUPPORTS. CAP PIPING AS INDICATED.
- 10 REMOVE EXISTING ELECTRIC RECESSED WALL-MOUNTED WATER COOLER (BUILDING 1, BASEMENT, 1ST, 2ND, 3RD, AND 4TH, FLOOR NORTH WING CORRIDOR LOCATIONS AS SHOWN). RETAIN ALL COMPONENTS AND STORE FOR RE-INSTALLATION. REMOVAL SHALL INCLUDE TEMPORARY CAPPING OF WATER, WASTE, AND VENT PIPING.
- 11 REMOVE EXISTING ABANDONED STANDPIPE CABINET, FIRE EXTINGUISHER, VALVE AND PIPING. (BUILDING 1, BASEMENT, 1ST, 2ND, 3RD, AND 4TH, FLOOR NORTH WING CORRIDOR LOCATIONS AS SHOWN). RETAIN FIRE EXTINGUISHER AND STORE FOR RE-INSTALLATION IN NEW CABINET. REMOVAL SHALL INCLUDE TEMPORARY CAPPING OF WATER, WASTE, AND VENT PIPING.
- 12 REMOVE PORTION OF WALL CONSTRUCTION AS NECESSARY FOR INSTALLATION OF NEW WORK. REMOVAL SHALL INCLUDE EXISTING WALL RAILS, FIRE ALARM DEVICES, ETC. RETAIN COMPONENTS AND STORE FOR RE-INSTALLATION IN PATCHED WALL CONSTRUCTION.
- 13 REMOVE EXISTING 13TH FLOOR DOMESTIC WATER DAYTANK LEVEL CONTROLS. (NOTE: DO NOT REMOVE UNTIL NEW LEVEL CONTROLS ARE OPERATIONAL).



BUILDING 27 CLC  
FOURTH FLOOR PLUMBING PLAN

1  
1-P12 SCALE: 3/32"=1'-0"  
(SEE 1-P2 FOR WORK SCOPE)



BUILDING 1  
FOURTH FLOOR EAST PLUMBING PLAN

2  
1-P12 SCALE: 3/32"=1'-0"  
(SEE 1-P2 FOR WORK SCOPE)

- 1 PROVIDE NEW INLINE HOUSE DOMESTIC WATER PUMPS (BASEMENT BUILDING 1) INCLUDING PUMPS, FITTINGS, VALVES, PIPING, SPECIALTIES, AND ELECTRICAL. PROVIDE SENSORS AND CONNECT INTO BUILDING AUTOMATION SYSTEM. CONNECT EXISTING BLDG. BASEMENT PIPING TERMINATIONS PROVIDED UNDER PHASE 1, INTO EXISTING DOMESTIC HOT WATER GENERATOR, HOT WATER TANK, TANK FEED, AND PRESSURE BOOSTER FEED TO EXISTING HOT WATER GENERATORS. PROVIDE NECESSARY VALVE ISOLATION AND CHECK VALVES TO ALLOW SIMULTANEOUS OPERATION OF EXISTING WATER PIPING.
- 2 PROVIDE NEW NORTH WING FILTER FOR EXISTING FILTER HOUSINGS IN BASEMENT BUILDING 1, CLC, AND AMBULATORY CARE AS WELL AS NORTH WING POS WATER FILTERS. PROVIDE SENSORS AND CONNECT INTO BUILDING AUTOMATION SYSTEM. PROVIDE SENSORS AND CONNECT INTO BUILDING MANAGEMENT SYSTEM. (SEE CONTRACT DOCUMENTS).
- 3 EXTEND COLD WATER SUPPLY FROM EXISTING NORTH WING BASEMENT PIPING TO SYSTEM MECHANICAL ROOM. PIPING SHALL INCLUDE PIPING, FITTINGS, VALVES, HANGER, INSULATION, PRESSURE REDUCING VALVE, SENSORS, GAUGES AND APPURTENANCES AS REQUIRED AND/OR SPECIFIED. (SEE CONTRACT DOCUMENTS).
- 4 RE-INSTALL NORTH WING ELECTRIC WATER COOLERS AS PART OF WALL CONSTRUCTION RESTORATION WORK (BUILDING 1, NORTH WING FLOORS BASEMENT, 1ST, 2ND, 3RD, AND 4TH). RE-CONNECT UNIT TO EXISTING WATER, DRAIN, VENT, AND ELECTRICAL. VERIFY PROPER OPERATION OF RE-INSTALLED UNIT AS PART OF WORK.
- 5 PROVIDE CONNECT FOR FUTURE ADDITION OF CHLORINE DIOXIDE TREATMENT UNIT ON COLD WATER SUPPLY TO HOT WATER GENERATORS IN BUILDING 1, CLC, AMBULATORY CARE, AND NORTH WING. (SEE PLANS FOR DETAIL).
- 6 PROVIDE STEAM-WATER SEMI-INSTANTANEOUS HOT WATER GENERATOR AND PIPING FOR NEW 5TH FLOOR MEDIUM PRESSURE STEAM WATER. PIPING SHALL INCLUDE NECESSARY ELECTRIC CIRCULATORS, PIPING, VALVES, INSULATION, TRAPS, VENTS, RELIEF VALVE, SUPPORTS, GAUGES AND APPURTENANCES AS REQUIRED AND/OR SPECIFIED. PROVIDE NEW SENSORS AT WATER SERVICE AND CONNECT INTO BUILDING MANAGEMENT SYSTEM. (SEE PLAN)
- 7 EXTEND EXISTING NORTH WING 5TH FLOOR MEDIUM PRESSURE STEAM SUPPLY TO NEW NORTH WING HOT WATER GENERATOR. PIPING SHALL INCLUDE PIPING, FITTINGS, VALVES, TRAPS, HANGERS, INSULATION, PRESSURE REDUCING VALVES, VENTS, RELIEF VALVES, GAUGES, EXPANSION COMPENSATION, AND APPURTENANCES AS REQUIRED AND/OR SPECIFIED. (SEE PLANS).
- 8 EXTEND NORTH WING BASEMENT COLD WATER SUPPLY TO NEW NORTH WING STEAM-WATER HOT WATER GENERATOR. PIPING SHALL INCLUDE PIPING, FITTINGS, VALVES, HANGERS, INSULATION, PRESSURE REDUCING VALVES, TRAPS, VENTS, RELIEF VALVES, SENSORS, GAUGES AND APPURTENANCES AS REQUIRED AND/OR SPECIFIED. PROVIDE CONNECTION TO PERMIT HYPERCHLORINATION/HOT WATER THERMAL ERADICATION MEASURES. PROVIDE NEW SENSORS AT WATER SERVICE AND CONNECT INTO BUILDING MANAGEMENT SYSTEM. (SEE CONTRACT DOCUMENTS).
- 9 EXTEND HOT WATER SUPPLY FROM NEW NORTH WING STEAM-WATER HOT WATER GENERATOR TO WATER CONNECTIONS AT FLOOR LEVELS IN NORTH WING, OFF NEW RISK IN CHASE. PIPING SHALL INCLUDE PIPING, FITTINGS, VALVES, HANGERS, INSULATION, EXPANSION COMPENSATION, RELIEF VALVES, SENSORS, GAUGES AND APPURTENANCES AS REQUIRED AND/OR SPECIFIED. PROVIDE CONNECTIONS TO PERMIT HYPERCHLORINATION/HOT WATER THERMAL ERADICATION MEASURES. PROVIDE NEW SENSORS AT WATER SERVICE AND CONNECT INTO BUILDING MANAGEMENT SYSTEM. (SEE CONTRACT DOCUMENTS).
- 10 EXTEND NORTH WING HOT WATER RETURN FROM NEW SYSTEM TO STEAM-WATER HOT WATER GENERATOR, PIPING SHALL INCLUDE PIPING, FITTINGS, VALVES, HANGERS, INSULATION, EXPANSION COMPENSATION, GAUGES, BRONZE CIRCULATION AND APPURTENANCES AS REQUIRED AND/OR SPECIFIED. PROVIDE NEW SENSORS AT WATER SERVICE AND CONNECT INTO BUILDING MANAGEMENT SYSTEM. (SEE CONTRACT DOCUMENTS).
- 11 PROVIDE PRE-PIPED, PRE-WIRED, LEAD-FREE, MIXING VALVE STATION WITH BRONZE CIRCULATOR. PROVIDE SENSORS AT MIXING VALVE STATION AND CONNECT INTO BUILDING MANAGEMENT SYSTEM. (SEE CONTRACT DOCUMENTS).

- 12) EXTEND HOT WATER SUPPLY, HOT WATER RETURN, COLD WATER SUPPLY TO MIXING VALVE STATION WITH CIRCULATOR AS SPECIFIED. PROVIDE NEW SENSORS AT WATER SERVICE AND CONNECT INTO BUILDING MANAGEMENT SYSTEM. (SEE CONTRACT DOCUMENTS).
- 13) PROVIDE PRE-PIPED, PRE-WIRED DOMESTIC WATER BOOSTER PACKAGE INCLUDING PIPING, CONTROLS, BASE, AND TANK. PROVIDE SENSORS AND CONNECT INTO BUILDING MANAGEMENT SYSTEM. (SEE CONTRACT DOCUMENTS).
- 14) PROVIDE BASE-MOUNTED, DUPLEX CONDENSATE TRANSFER UNIT WITH PRE-WIRED CONTROL PANEL, CAST IRON RECEIVER, PUMPS, PIPING, GAUGES, AND APPURTENANCES. (SEE CONTRACT DOCUMENTS).
- 15) NOT USED
- 16) 0.2μ LEGIONELLA POINT-OF-USE SHOWERHEADS FILTER. SHALL BE FURNISHED BY GOVERNMENT.
- 17) PROVIDE HOT AND COLD WATER FIXTURE SUPPLIES WITH CHECK VALVES, AND STOPS. PROVIDE A.D.A. COMPLIANT INSULATION SYSTEM FOR H.W. AND C.W. SUPPLIES SERVING A.D.A. ACCESSIBLE TOILETS.
- 18) PROVIDE DUAL POWER SENSOR-OPERATED FAUCET. (MODIFY AND ROUGH-IN ELECTRICAL FOR NEW FAUCETS, SEE ELECTRICAL DGWS.)
- 19) PROVIDE A.S.S.E. 1017 LEAD-FREE, BRASS BODY THERMOSTATIC HOT WATER DISTRIBUTION MIXING VALVE IN CORRIDOR BRANCH HOT WATER SUPPLY TO TOILET ROOM. (SEE CONTRACT DOCUMENTS).
- 20) PROVIDE A.D.A. COMPLIANT, A.S.S.E. 1016 LEAD-FREE, BRASS BODY T/P THERMOSTATIC/PRESSURE BALANCED SHOWER MIXING VALVE W/ HANDHELD SHOWER, GLIDE RAIL, METAL HOSE AND VACUUM BREAKER IN PATIENT TOILET ROOMS (CLC).
- 21) EXTEND HOT WATER SUPPLY, HOT WATER RETURN, AND COLD WATER SUPPLY. ADD NEW CONTROLS, TO LOCATIONS AS SPECIFIED. PROVIDE VALVE AND CAP FOR FUTURE EXTENSION. PIPING TO BE PRESSURE TESTED AND DISINFECTED AS PART OF SCOPE OF WORK. (SEE CONTRACT DOCUMENTS).
- 22) PROVIDE (2, ONE FOR EACH COMPARTMENT) 13TH FLOOR DOMESTIC WATER DAYTANK LEVEL CONTROLS, AND TEMPERATURE SENSORS. PROVIDE SENSORS AND CONNECT INTO BUILDING MANAGEMENT SYSTEM AND NEW HOUSE PUMP OPERATION. FURNISH JOHNSON CONTROLS BMS FROM 11TH FLOOR AS NECESSARY TO PICK UP 13TH FLOOR DAYTANK LEVEL AND TEMPERATURE SENSORS.
- 23) PROVIDE SENSORS ON HOT WATER, COLD WATER, AND HOT WATER RETURN PIPING BRANCHES TO FLOOR. INTEGRATE INTO EXISTING BUILDING. JOHNSON CONTROLS BUILDING AUTOMATION SYSTEM
- 24) EXTEND EXISTING COLD WATER SUPPLY RISER ON 12TH FLOOR, BUILDING 1 (INSTALLED UNDER PHASE 1), TO EXISTING DAYTANK COLD WATER SUPPLY NEAR CEILING ON 12TH FLOOR, WITH CONNECTION POINT DOWNSTREAM OF EXISTING 8" GATE VALVE.
- 25) EXTEND EXISTING HOUSE PUMP FLEED RISER ON 12TH FLOOR, BUILDING 1 (INSTALLED UNDER PHASE 1), TO 13TH FLOOR DAYTANK. PIPING SHALL INCLUDE FLOPPED PIPING CONNECTIONS BETWEEN 12TH AND 13TH FLOOR PIPING, SUPPORTS, AND (2) NEW CONNECTIONS INTO THE EXISTING DAYTANK FROM THE TOP, INCLUDING (2) NEW O.S.&Y GATE VALVES FOR EACH COMPARTMENT OF THE DAYTANK. THE WORK SHALL BE CONDUCTED SUCH THAT THE EXISTING DAYTANK FEELS IS MAINTAINED IN THE NEW PIPING COMPLETE. ADDITIONALLY, WORK WHICH REQUIRES THE DAYTANK TO BE DRAINED DOWN MUST BE DONE IN ONE COMPARTMENT AT A TIME. UPON THE CONCLUSION OF WORK, THE CONTRACTOR SHALL BE RESPONSIBLE TO DISINFECT EACH COMPARTMENT BEFORE REPLENISHING WATER IN THE TANK.
- 26) EXTEND NEW COLD WATER SUPPLY FROM 12TH FLOOR, BUILDING 1 DAYTANK MAIN SUPPLY, TO EXISTING DRINKING FOUNTAIN SUPPLY AND RECIRCULATION RISERS ON 12TH FLOOR. PIPING NOT USED SHALL BE CUT AND ABANDONED IN PLACE. PIPING LENGTH IS APPROXIMATELY 120'-IF AND WILL REQUIRE THE REMOVAL AND ABATEMENT OF APPROXIMATELY (8) 8" PIPING INSULATION BELONGING WITH SHOWER AND A.D.A. MATERIALS. ACM REMOVAL AND DISPOSAL SHALL BE CARRIED OUT IN ACCORDANCE WITH SPECIFICATION SECTION 02 B2 11.



AUGUST 24, 2016

Date
------

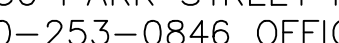
08/24/2018

695-11-113

DRAWING  
1 D12

DATE: 22-01-2020

Veterans Affairs



**NORTHEAST INFRASTRUCTURE, LLC**  
630 PARK STREET HONESDALE, PA 18431  
570-253-0846 OFFICE 570-253-1935 FAX  
[WWW.NEINFRA.COM](http://WWW.NEINFRA.COM)

Facility Project Name	DEPARTMENT OF VETERANS AFFAIRS MEDICAL CENTER WILKES-BARRE, PA
-----------------------	--

WILKES-BARRE, PENNSYLVANIA

DWS: 22.01.2020

AMENDMENT NO. 1	8/24/16
Revisions	Date