

PROVIDE NEW INLINE HOUSE DOMESTIC WATER PUMPS (BASEMENT BUILDING 1) INCLUDING PUMPS, FITTINGS, VALVES, PIPING, SPECIALTIES, AND ELECTRICAL. PROVIDE SENSORS AND CONNECT TO BUILDING AUTOMATION SYSTEM. CONNECT EXISTING BLDG. 1 BASEMENT PIPING TERMINATIONS PROVIDED UNDER PHASE 1, INTO EXISTING DOMESTIC HOT WATER SUPPLY, HOT WATER RETURN, DAY TANK FEED, AND PRESSURE BOOSTER FEED TO EXISTING HOT WATER GENERATORS. PROVIDE NECESSARY VALVE ISOLATION AND CHECK VALVES TO ALLOW SIMULTANEOUS OPERATION OF EXISTING WATER PIPING.

PROVIDE NEW 1-MICRON FIBER MEDIA IN EXISTING FLOOR HOUSINGS IN BASEMENT BUILDING 1, CLC, AND AMBULATORY CARE AS WELL AS NORTH WING POS WATER FILTERS. PROVIDE SENSORS AND CONNECT TO BUILDING AUTOMATION SYSTEM. PROVIDE SENSORS AND CONNECT TO BUILDING MANAGEMENT SYSTEM. (SEE CONTRACT DOCUMENTS).

EXTEND COLD WATER SUPPLY FROM EXISTING NORTH WING BASEMENT PIPING TO 5TH FLOOR NORTH MECHANICAL ROOM. PIPING SHALL INCLUDE PIPING, FITTINGS, VALVES, HANGER, INSULATION, PRESSURE REDUCING VALVE, SENSORS, GAUGES AND APPURTENANCES AS REQUIRED AND/OR SPECIFIED. (SEE CONTRACT DOCUMENTS).

RE-INSTALL NORTH WING ELECTRIC WATER COOLERS AS PART OF WALL CONSTRUCTION RESTORATION WORK (BUILDING 1, NORTH WING FLOORS BASEMENT, 1ST, 2ND, 3RD, AND 4TH). RE-CONNECT UNIT TO EXISTING WATER, DRAIN, VENT, AND ELECTRICAL. VERIFY PROPER OPERATION OF RE-INSTALLED UNIT AS PART OF WORK.

PROVIDE CONNECTION FOR FUTURE ADDITION OF CHLORINE DIOXIDE TREATMENT UNIT ON COLD WATER SUPPLY TO HOT WATER GENERATORS IN BUILDING 1, CLC, AMBULATORY CARE, AND NORTH WING. (SEE PLANS FOR DETAIL).

PROVIDE STEAM-WATER SEMI-INSTANTANEOUS HOT WATER GENERATOR AND CONTROLS. UNIT IN 5TH FLOOR NORTH WING MECHANICAL ROOM SHALL INCLUDE NECESSARY ELECTRIC CIRCUITORS, PIPING, VALVES, INSULATION, TRAPS, VENTS, RELIEF VALVE, SUPPORTS, GAUGES AND APPURTENANCES AS REQUIRED AND/OR SPECIFIED. PROVIDE NEW SENSORS AT WATER SERVICE AND CONNECT TO BUILDING MANAGEMENT SYSTEM. (SEE PLAN)

EXTEND EXISTING NORTH WING 5TH FLOOR MEDIUM PRESSURE STEAM SUPPLY TO NEW NORTH WING STEAM-WATER HOT WATER GENERATOR. PIPING SHALL INCLUDE PIPING, FITTINGS, VALVES, TRAPS, HANGERS, INSULATION, PRESSURE REDUCING VALVES, VENTS, RELIEF VALVES, GAUGES, EXPANSION COMPENSATION, AND APPURTENANCES AS REQUIRED AND/OR SPECIFIED. (SEE PLANS).

EXTEND NORTH WING BASEMENT COLD WATER SUPPLY TO NEW NORTH WING STEAM-WATER HOT WATER GENERATOR. PIPING SHALL INCLUDE PIPING, FITTINGS, VALVES, HANGERS, INSULATION, PRESSURE REDUCING VALVES, EXPANSIONS TANK, RELIEF VALVES, SENSORS, GAUGES AND APPURTENANCES AS REQUIRED AND/OR SPECIFIED. PROVIDE CONNECTION TO PERMIT HYPERCHLORINATION/HOT WATER THERMAL ERADICATION MEASURES. PROVIDE NEW SENSORS AT WATER SERVICE AND CONNECT TO BUILDING MANAGEMENT SYSTEM. (SEE CONTRACT DOCUMENTS).

EXTEND HOT WATER SUPPLY FROM NEW NORTH WING STEAM-WATER HOT WATER GENERATOR TO CAPPED CONNECTIONS ON EACH FLOOR IN NORTH WING. OFF NEW RISERS IN CHASE. PIPING SHALL INCLUDE PIPING, FITTINGS, VALVES, HANGERS, INSULATION, EXPANSION COMPENSATION, RELIEF VALVES, SENSORS, GAUGES AND APPURTENANCES AS REQUIRED AND/OR SPECIFIED. PROVIDE CONNECTIONS TO PERMIT HYPERCHLORINATION/HOT WATER THERMAL ERADICATION MEASURES. PROVIDE NEW SENSORS AT WATER SERVICE AND CONNECT TO BUILDING MANAGEMENT SYSTEM. (SEE CONTRACT DOCUMENTS).

EXTEND NORTH WING HOT WATER RETURN FROM NEW SYSTEM TO STEAM-WATER HOT WATER GENERATOR. PIPING SHALL INCLUDE PIPING, FITTINGS, VALVES, HANGERS, INSULATION, EXPANSION COMPENSATION, GAUGES, BRONZE CIRCULATION AND APPURTENANCES AS REQUIRED AND/OR SPECIFIED. PROVIDE NEW SENSORS AT WATER SERVICE AND CONNECT TO BUILDING MANAGEMENT SYSTEM. (SEE CONTRACT DOCUMENTS).

PROVIDE PRE-PIPED, PRE-WIRED, LEAD-FREE, MIXING VALVE STATION WITH BRONZE CIRCULATOR. PROVIDE SENSORS AT MIXING VALVE STATION AND CONNECT TO BUILDING MANAGEMENT SYSTEM. (SEE CONTRACT DOCUMENTS).

EXTEND HOT WATER SUPPLY, HOT WATER RETURN, COLD WATER SUPPLY TO MIXING VALVE STATION WITH CIRCULATOR AS SPECIFIED. PROVIDE NEW SENSORS AT WATER SERVICE AND CONNECT TO BUILDING MANAGEMENT SYSTEM. (SEE CONTRACT DOCUMENTS).

PROVIDE PRE-PIPED, PRE-WIRED DOMESTIC WATER BOOSTER PACKAGE INCLUDING PUMPS, SENSORS, CONTROLS, BASE, AND TANK. PROVIDE SENSORS AND CONNECT TO BUILDING MANAGEMENT SYSTEM. (SEE CONTRACT DOCUMENTS).

PROVIDE BASE-MOUNTED, DUPLEX CONDENSATE TRANSFER UNIT WITH PRE-WIRED CONTROL PANEL, CAST IRON RECEIVER, PUMPS, PIPING, GAUGES, AND APPURTENANCES. (SEE CONTRACT DOCUMENTS).

NOT USED

0.2% LEADIONELLA POINT-OF-USE SHOWERHEADS FILTER. SHALL BE FURNISHED BY GOVERNMENT.

PROVIDE HOT AND COLD WATER FIXTURE SUPPLIES WITH CHECK VALVES, AND STOPS. PROVIDE A.D.A. COMPLIANT INSULATION SYSTEM FOR H.W. AND C.W. SUPPLIES SERVING A.D.A. ACCESSIBLE LAVATORIES.

PROVIDE DUAL POWER SENSOR-OPERATED FAUCET. (MODIFY AND ROUGH-IN ELECTRICAL FOR NEW FAUCETS, SEE ELECTRICAL DWS.)

PROVIDE A.S.S.E. 1017 LEAD-FREE, BRASS BODY THERMOSTATIC HOT WATER DISTRIBUTION MIXING VALVE IN CORRIDOR BRANCH HOT WATER SUPPLY TO TOILET ROOM. (SEE CONTRACT DOCUMENTS).

PROVIDE A.D.A. COMPLIANT, A.S.S.E. 1016 LEAD-FREE, BRASS BODY T/P THERMOSTATIC/PRESSURE BALANCED SHOWER MIXING VALVE W/ HANDHELD SHOWER, GLIDE RAIL, METAL HOSE AND VACUUM BREAKER IN PATIENT TOILET ROOMS (CLC).

EXTEND HOT WATER SUPPLY, HOT WATER RETURN, AND COLD WATER SUPPLY ABOVE CORRIDORS TO LOCATIONS AS SPECIFIED. PROVIDE VALVE AND CAP FOR FUTURE EXTENSION. PIPING TO BE PRESSURE TESTED AND DISINFECTED AS PART OF SCOPE OF WORK. (SEE CONTRACT DOCUMENTS).

PROVIDE (2, ONE FOR EACH COMPARTMENT) 13TH FLOOR DOMESTIC WATER DAYTANK LEVEL CONTROLS, AND TEMPERATURE SENSORS. PROVIDE SENSORS AND CONNECT TO BUILDING MANAGEMENT SYSTEM AND NEW HOUSE PUMP OPERATION. EXTEND J.M.S. CONTROLS BMS FROM 11TH FLOOR AS NECESSARY TO PICK UP 13TH FLOOR DAYTANK LEVEL AND TEMPERATURE SENSORS.

PROVIDE SENSORS ON HOT WATER, COLD WATER, AND HOT WATER RETURN PIPING BRANCHES TO FLOOR. INTEGRATE INTO EXISTING BUILDING. JOHNSON CONTROLS BUILDING AUTOMATION SYSTEM

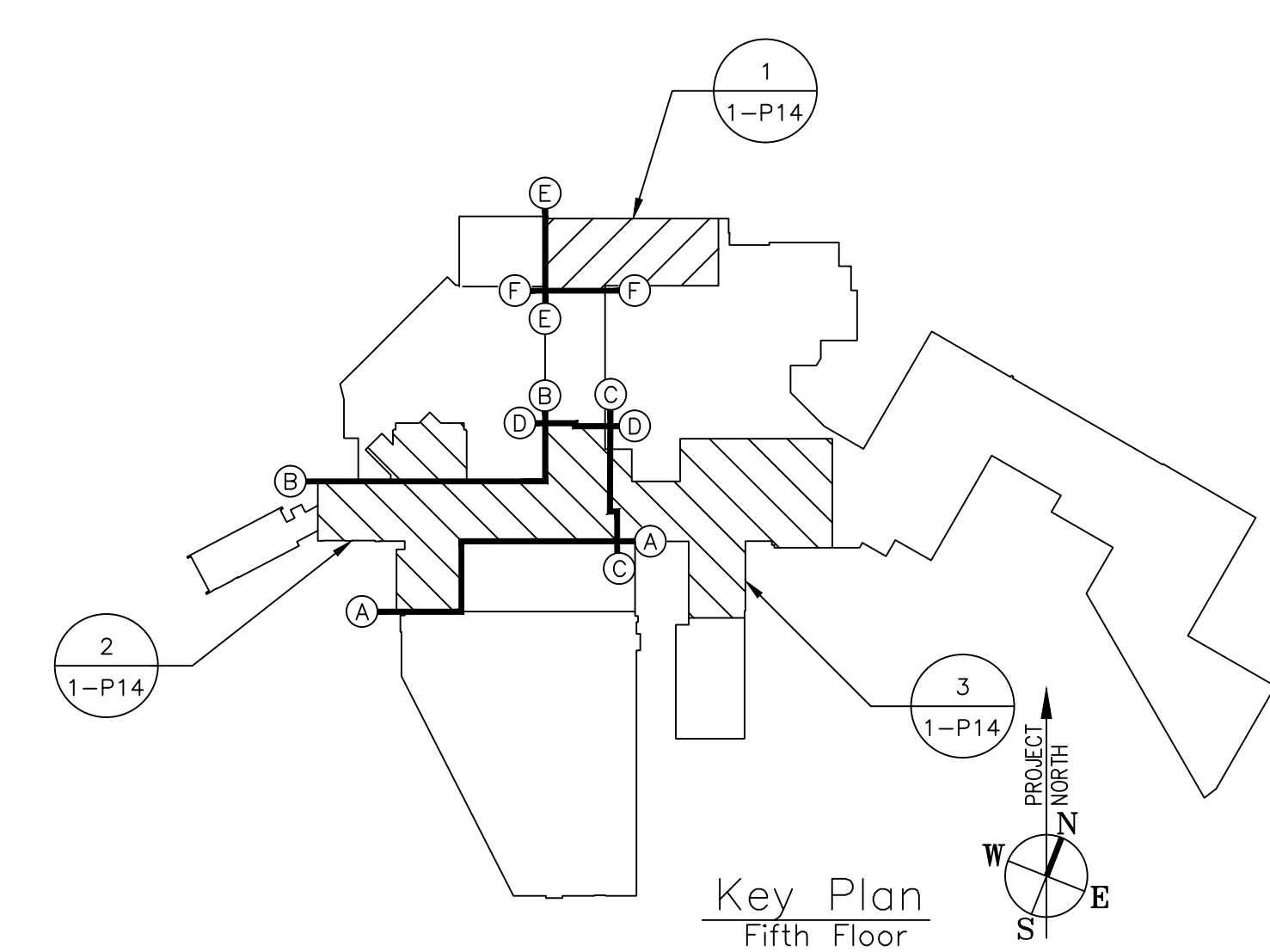
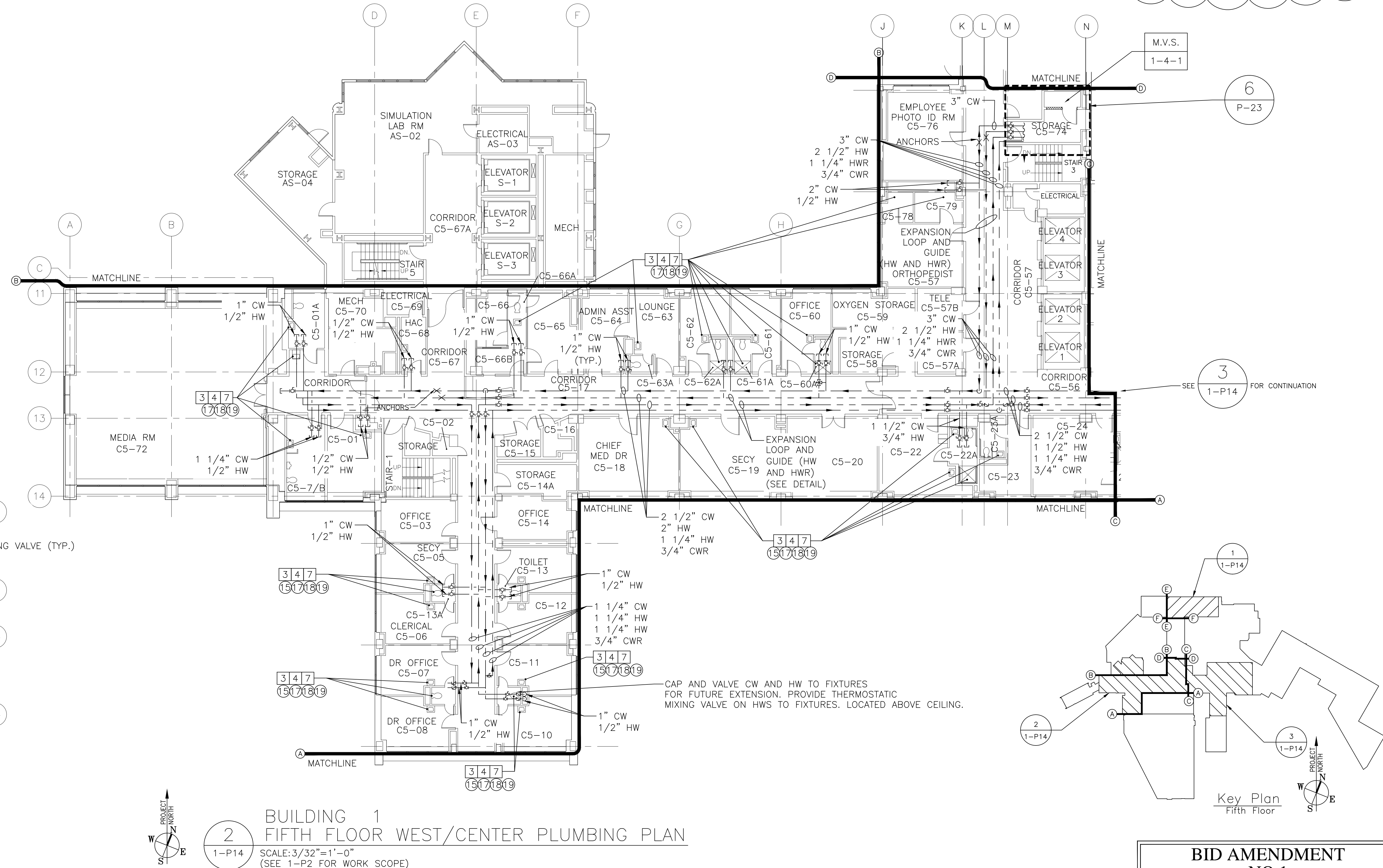
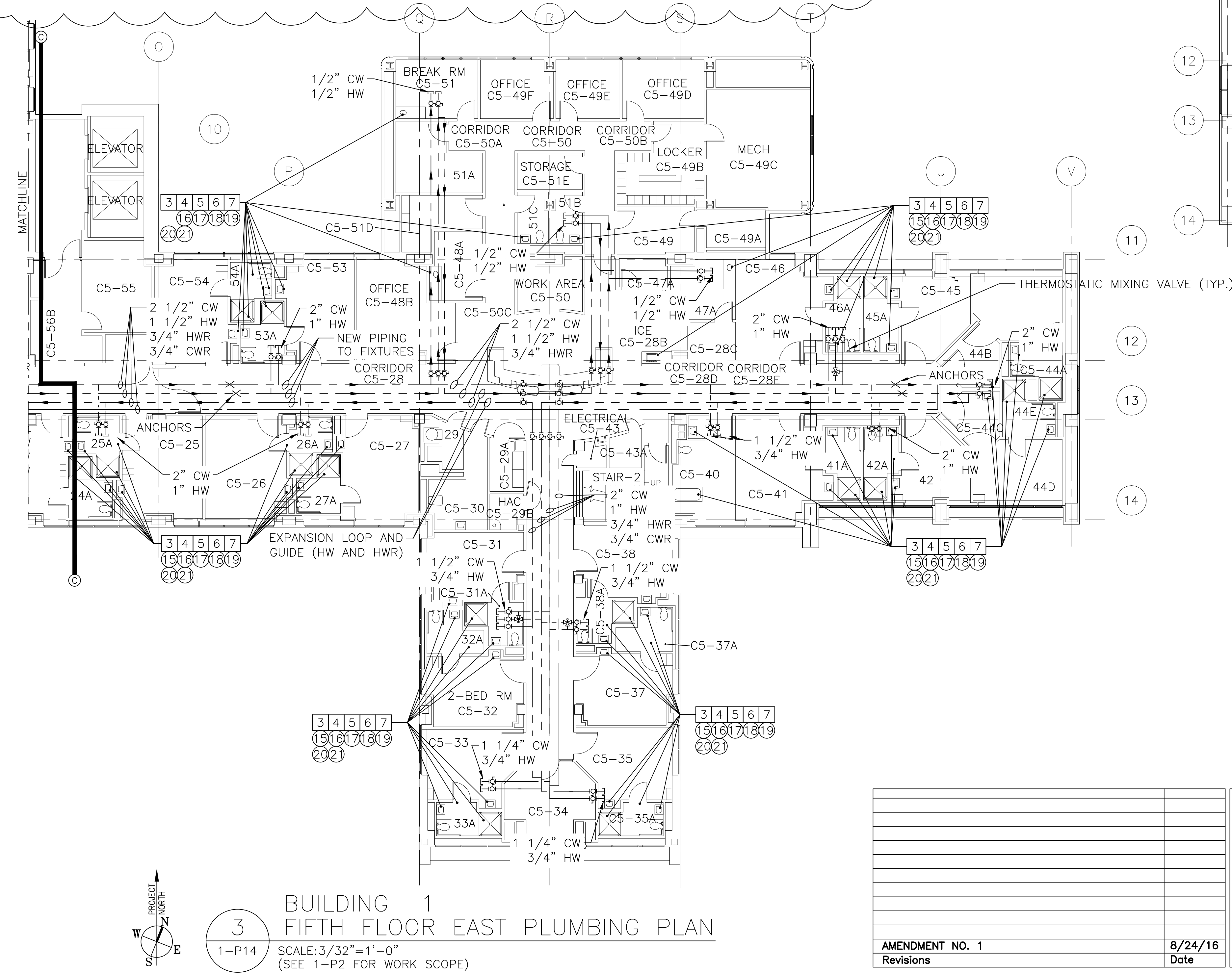
EXTEND EXISTING COLD WATER SUPPLY RISER ON 12TH FLOOR, BUILDING 1 (INSTALLED UNDER PHASE I), TO EXISTING DAYTANK COLD WATER SUPPLY NEAR CEILING ON 12TH FLOOR, WITH CONNECTION POINT DOWNSTREAM OF EXISTING 8" GATE VALVE.

EXTEND EXISTING HOUSE PUMP FEED RISER ON 12TH FLOOR, BUILDING 1 (INSTALLED UNDER PHASE I), TO 13TH FLOOR DAYTANK. PIPING SHALL INCLUDE FIRESTOPPED PIPING PENETRATIONS BETWEEN 12TH AND 13TH FLOOR PIPING, SUPPORTS, AND (2) NEW CONNECTIONS INTO THE EXISTING DAYTANK FROM THE TOP, INCLUDING (2) NEW 0.5,8x2 GATE VALVES FOR EACH COMPARTMENT OF DAYTANK. THE DAYTANK SHALL BE MAINTAINED UNTIL THE NEW PIPING IS COMPLETE. ADDITIONALLY, WORK WHICH REQUIRES THE DAYTANK TO BE DRAINED DOWN SHALL BE DONE TO ONE COMPARTMENT AT A TIME. UPON THE CONCLUSION OF WORK, THE CONTRACTOR SHALL BE RESPONSIBLE TO DISINFECT EACH COMPARTMENT BEFORE REPLENISHING WATER IN THE TANK.

EXTEND NEW 2" COLD WATER SUPPLY FROM 12TH FLOOR, BUILDING 1 DAYTANK MAIN SUPPLY, TO EXISTING DRINKING FOUNTAIN SUPPLY AND RECIRCULATION RISERS ON 12TH FLOOR. PIPING NOT USED SHALL BE CUT AND ABANDONED IN PLACE. PIPING LENGTH APPROXIMATELY 120' SHALL BE REQUIRED. THE REMOVAL AND ABANDONMENT OF APPROXIMATELY (8) PIPING INSULATION ELBOWS WITH SUSPECTED ACM MATERIALS. ACM REMOVAL AND DISPOSAL SHALL BE CARRIED OUT IN ACCORDANCE WITH SPECIFICATION SECTION 02 82 11.



- 1 REMOVE EXISTING BUILDING 1, BASEMENT HOUSE DOMESTIC WATER PUMPS INCLUDING PUMPS, CONCRETE PADS, FITTINGS, VALVES, PIPING, SPECIALTIES, AND ELECTRICAL.
- 2 REMOVE EXISTING POINT IF SERVICE (POS) DOMESTIC WATER FILTER MEDIA AND REPLACE WITH 1 MICRON MEDIA (SEE NEW WORK KEYED NOTES).
- 3 REMOVE EXISTING HOT WATER SUPPLIES TO FIXTURE INCLUDING SUPPLY TUBES/HOSES, ESCUTCHEONS, INSULATION (IF APPLICABLE), AND SUPPLY STOPS.
- 4 REMOVE EXISTING COLD WATER SUPPLIES TO FIXTURE INCLUDING SUPPLY TUBES/HOSES, ESCUTCHEONS, INSULATION (IF APPLICABLE), AND SUPPLY STOPS.
- 5 REMOVE EXISTING SHOWER HEAD AND REPLACE (SEE NEW WORK KEYED NOTES).
- 6 REMOVE EXISTING SHOWER CONTROLS AND REPLACE (SEE NEW WORK KEYED NOTES).
- 7 REMOVE EXISTING FAUCET INCLUDING CONTROLS, SPOUT, AND TRIM PLATE.
- 8 REMOVE EXISTING ELECTRIC CHILLER, PIPING, AND APPURTENANCES (BUILDING 1, 5TH FLOOR NORTH MECHANICAL ROOM). REMOVAL SHALL INCLUDE CHILLER, PIPING, VALVES, INSULATION, HANGERS/SUPPORTS, AND RECLAMATION OF REFRIGERANT PER US EPA SECTION 608 (CLEAN AIR ACT) REQUIREMENTS BY CERTIFIED PERSONNEL. CAP PIPING AS INDICATED.
- 9 REMOVE EXISTING ABANDONED ELECTRIC BASED-MOUNTED PUMP, PIPING, AND APPURTENANCES (5TH FLOOR NORTH MECHANICAL ROOM). REMOVAL SHALL INCLUDE PUMP, PIPING, VALVES, INSULATION, AND HANGERS/SUPPORTS. CAP PIPING AS INDICATED.
- 10 REMOVE EXISTING ELECTRIC RECESSED WALL-MOUNTED WATER COOLER (BUILDING 1, BASEMENT, 1ST, 2ND, 3RD, AND 4TH FLOOR NORTH WING CORRIDOR LOCATIONS AS SHOWN). REMOVE ALL COMPONENTS AND STORE FOR RE-INSTALLATION. REMOVAL SHALL INCLUDE TEMPORARY CAPPING OF WATER, WASTE, AND VENT PIPING.
- 11 REMOVE EXISTING ABANDONED STANDPIPE CABINET, FIRE EXTINGUISHER, VALVE AND PIPING. (BUILDING 1, BASEMENT, 1ST, 2ND, 3RD, AND 4TH FLOOR NORTH WING CORRIDOR LOCATIONS AS SHOWN). RETAIN FIRE EXTINGUISHER AND STORE FOR RE-INSTALLATION IN NEW CABINET. REMOVAL SHALL INCLUDE TEMPORARY CAPPING OF WATER, WASTE, AND VENT PIPING.
- 12 REMOVE PORTION OF WALL CONSTRUCTION AS NECESSARY FOR INSTALLATION OF NEW WORK. REMOVAL SHALL INCLUDE EXISTING WALL RAILS, FIRE ALARM DEVICES, ETC. RETAIN EXISTING WALLS AND STORE FOR RE-INSTALLATION IN PATCHED WALL CONSTRUCTION.
- 13 REMOVE EXISTING 13TH FLOOR DOMESTIC WATER DAYTANK LEVEL CONTROLS. (NOTE: DO NOT REMOVE UNTIL NEW LEVEL CONTROLS ARE OPERATIONAL).



AUGUST 24, 2016

AUGUST 24, 2016

Date
08/24/2016

08/24/2016

Project No.

095-11-113

DRAWING NO.

DRAWING
1 - D1.1

DWC 34 OF 65

DWS. 21.01

Veterans Affairs

AMENDMENT NO. 1	8/24/16
Revisions	Date

Professional Seal



Project Lead



Drawing Title

BUILDING 1 FIFTH FLOOR
PLUMBING PLANS

Facility Project Name

DEPARTMENT OF VETERANS
AFFAIRS MEDICAL CENTER
WILKES-BARRE, PA

Project Title

PLUMBING SYSTEM UPGRADE PHASE II

Building Num

Checked

Drawn

Location

WILKES-BARRE, PENNSYLVANIA