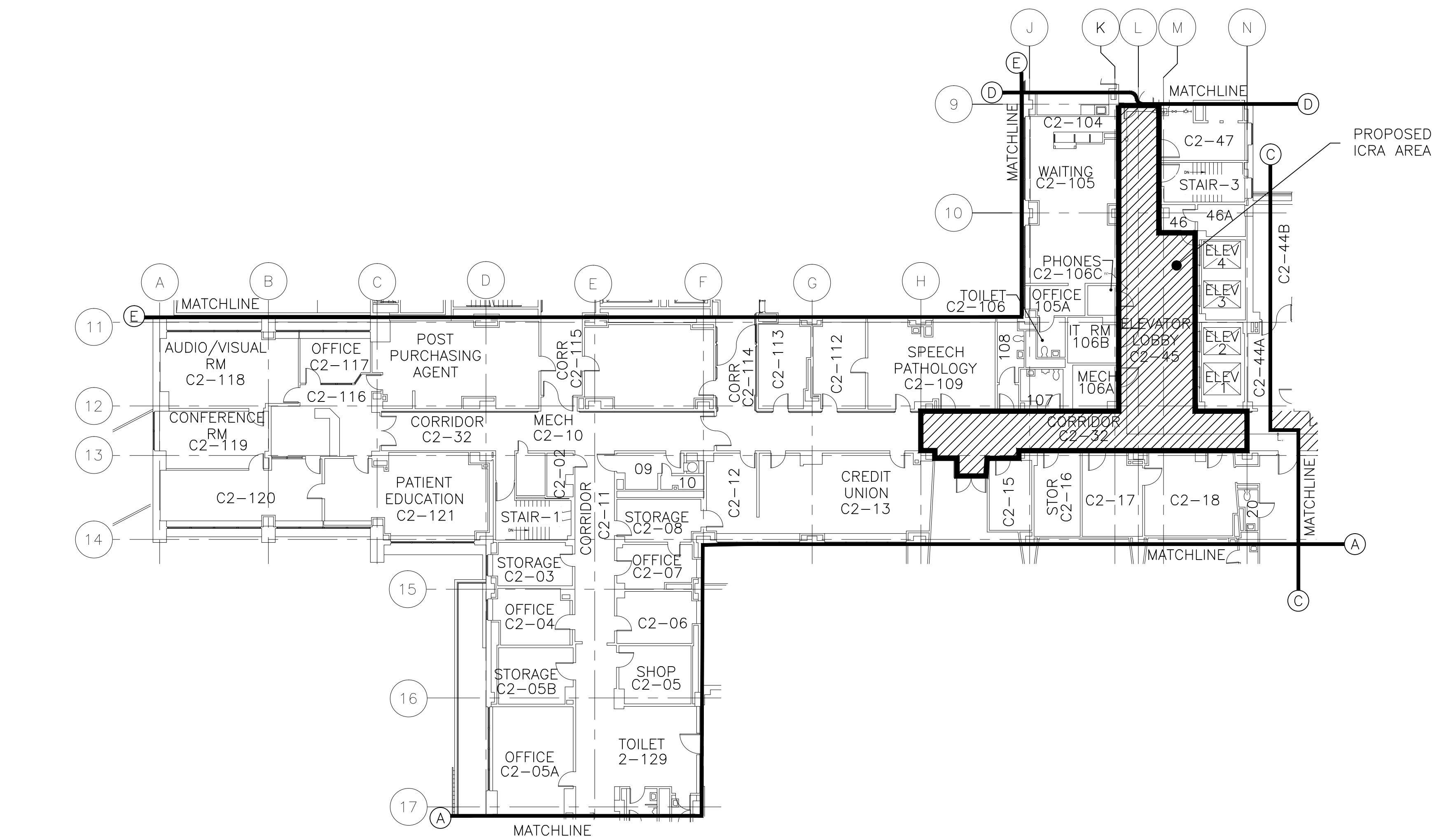
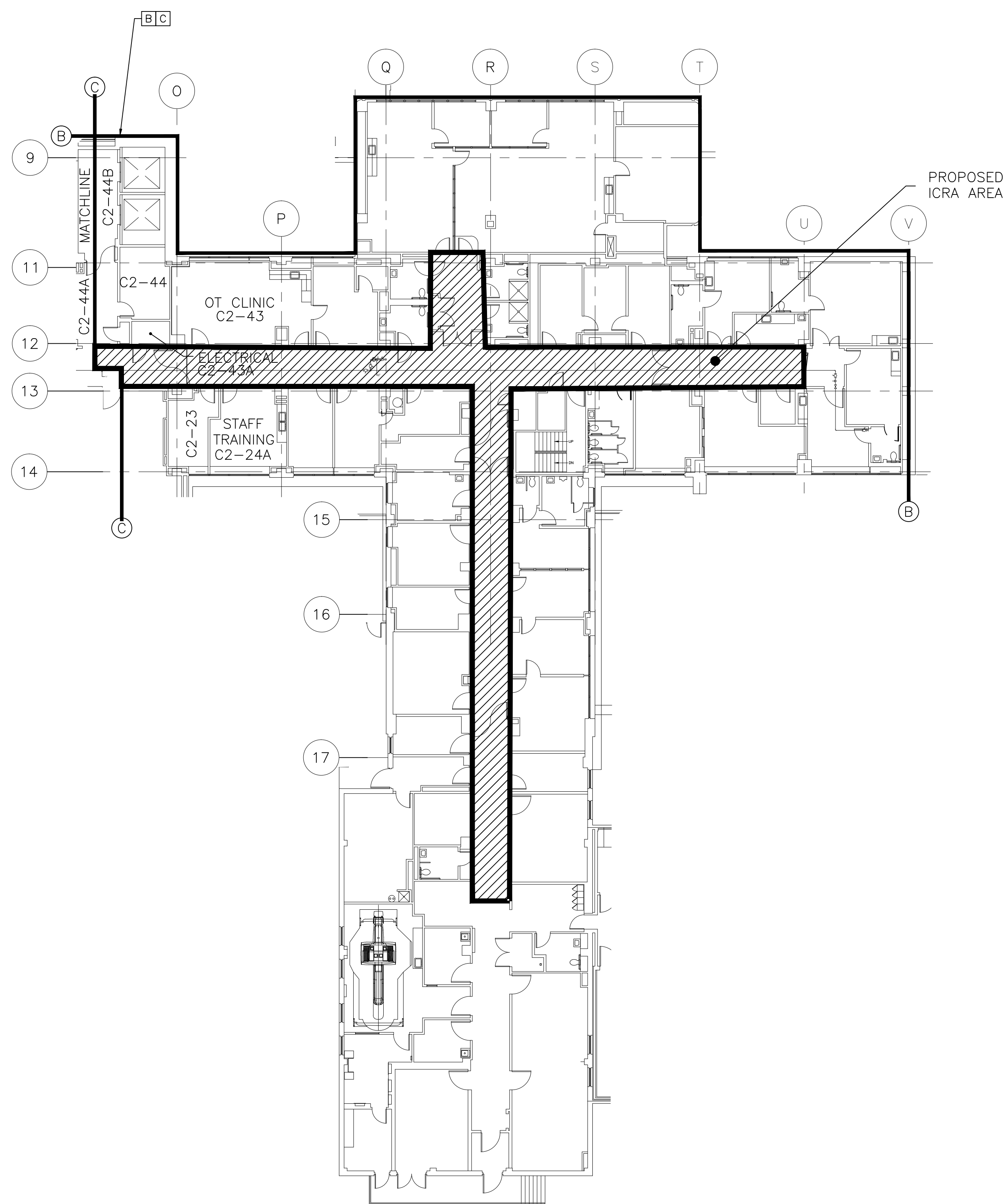


IDENTIFY THE PATIENT GROUP WILL BE AFFECTED. IF MORE THAN ONE RISK GROUP WILL BE AFFECTED, SELECT THE HIGHER GROUP. FOR ALL CONSTRUCTION CLASSES, PATIENTS MUST BE REMOVED FROM THE WORK AREA WHILE WORK IS BEING PERFORMED			
LOW RISK	MEDIUM RISK	HIGH RISK	HIGHEST RISK
<ul style="list-style-type: none"><li>OFFICE AREAS</li></ul>	<ul style="list-style-type: none"><li>CARDIOLOGY</li><li>ECHOCARDIOGRAPHY</li><li>ENDOSCOPY</li><li>NUCLEAR MEDICINE</li></ul>	<ul style="list-style-type: none"><li>PHYSICAL THERAPY</li><li>RADIOLOGY/MRI</li><li>RESPIRATORY THERAPY</li></ul>	<ul style="list-style-type: none"><li>CCU</li><li>EMERGENCY ROOM</li><li>LABOR &amp; DELIVERY</li><li>LABORATORIES (SPECIMENS)</li><li>NEWBORN SURGERY</li></ul>
		<ul style="list-style-type: none"><li>OUTPATIENT SURGERY</li><li>PEDIATRICS</li><li>PHARMACY</li><li>POST ANESTHESIA CARE</li><li>SURGICAL UNITS</li></ul>	<ul style="list-style-type: none"><li>IMMUNOCOMPROMISED PATIENT CARE AREAS</li><li>BURN UNIT</li><li>CARDIAC CATH LAB</li><li>CENTRAL STERILE SUPPLY</li><li>ICU</li><li>MEDICAL UNIT</li></ul>
			<ul style="list-style-type: none"><li>NEGATIVE PRESSURE ISOLATION ROOMS</li><li>ONCOLOGY</li><li>OPERATION ROOMS INCLUDING 'C' SECTION ROOMS</li></ul>



**BUILDING 1 SECOND FLOOR CENTER ICRA PLAN**  
1-ICRA2 SCALE: 1/16" = 1'-0"



**BUILDING 1 SECOND FLOOR EAST ICRA PLAN**  
2-ICRA2 SCALE: 1/16" = 1'-0"

DESCRIPTION OF REQUIRED INFECTION CONTROL PRECAUTIONS BY CLASS		
CLASS	DURING CONSTRUCTION PROJECT	UPON COMPLETION OF PROJECT
CLASS I	1. EXECUTE WORK BY METHODS TO MINIMIZE RAISING DUST FROM CONSTRUCTION OPERATIONS. 2. IMMEDIATELY REPLACE CEILING TILE IF DISPLACED.	
CLASS II	1. PROVIDE ACTIVE MEANS TO PREVENT AIRBORNE DUST FROM DISPERSING INTO ATMOSPHERE. 2. WATER MIST WORK SURFACES TO CONTROL DUCT WHILE CUTTING. 3. SEAL UNUSED DOORS WITH DUCT TAPE. 4. BLOCK OFF AND SEAL AIR VENTS. 5. PLACE DUST MAT AT ENTRANCE AND EXIT OF WORK AREAS. 6. REMOVE OR ISOLATE HVAC SYSTEM IN AREAS WHERE WORK IS BEING PERFORMED	1. WIPE WORK SURFACES WITH DISINFECTANT. 2. CONTAIN CONSTRUCTION WASTE BEFORE TRANSPORT IN TIGHTLY COVERED CONTAINERS. 3. WET MOP AND/OR VACUUM WITH HEPA FILTERED VACUUM BEFORE LEAVING WORK AREA. 4. REMOVE ISOLATION OF HVAC SYSTEM IN AREAS WHERE WORK IS BEING PERFORMED.
CLASS III	1. REMOVE OR ISOLATE HVAC SYSTEM IN AREA WHERE WORK IS BEING DONE TO PREVENT CONTAMINATION OF DUCT SYSTEM. 2. COMPLETE ALL CRITICAL BARRIERS I.E. SHEETROCK, PLYWOOD, PLASTIC, TO SEAL AREA FROM NON WORK AREA OR IMPLEMENT CONTROL CUBE METHOD (CART WITH PLASTIC COVERING AND SEALED CONNECTION TO WORK SITE WITH HEPA VACUUM FOR VACUUMING PRIOR TO EXIT) BEFORE CONSTRUCTION BEGINS. 3. MAINTAIN NEGATIVE AIR PRESSURE WITHIN WORK SITE UTILIZING HEPA EQUIPPED AIR FILTRATION UNITS. 4. CONTAIN CONSTRUCTION WASTE BEFORE TRANSPORT IN TIGHTLY COVERED CONTAINERS. 5. COVER TRANSPORT RECEPTACLES OR CARTS. TAPE COVERING UNLESS SOLID LID.	1. DO NOT REMOVE BARRIERS FROM WORK AREA UNTIL COMPLETED PROJECT IS INSPECTED BY HOSPITAL'S ICRA TEAM AND THOROUGHLY CLEANED BY HOSPITAL'S ENVIRONMENTAL SERVICES DEPARTMENT. 2. REMOVE BARRIER MATERIALS CAREFULLY TO MINIMIZE SPREADING OF DIRT AND DEBRIS ASSOCIATED WITH CONSTRUCTION. 3. VACUUM WORK ARE WITH HEPA FILTERED VACUUMS. 4. WET MOP AREA WITH DISINFECTANT. 5. REMOVE ISOLATION OF HVAC SYSTEM IN AREAS WHERE WORK IS BEING PERFORMED.
CLASS IV	1. ISOLATE HVAC SYSTEM IN AREA WHERE WORK IS BEING DONE TO PREVENT CONTAMINATION OF DUCT SYSTEM. 2. COMPLETE ALL CRITICAL BARRIERS I.E. SHEETROCK, PLYWOOD, PLASTIC, TO SEAL AREA FROM NON WORK AREA OR IMPLEMENT CONTROL CUBE METHOD (CART WITH PLASTIC COVERING AND SEALED CONNECTION TO WORK SITE WITH HEPA VACUUM FOR VACUUMING PRIOR TO EXIT) BEFORE CONSTRUCTION BEGINS. 3. MAINTAIN NEGATIVE AIR PRESSURE WITHIN WORK SITE UTILIZING HEPA EQUIPPED AIR FILTRATION UNITS. 4. SEAL HOLES, PIPES, CONDUITS, AND PUNCTURES APPROPRIATELY. 5. CONSTRUCT ANTEROOM AND REQUIRE ALL PERSONNEL TO PASS THROUGH THIS ROOM SO THEY CAN BE VACUUMED USING A HEPA VACUUM CLEANER BEFORE LEAVING WORK SITE AND/OR THEY CAN WEAR CLOTH OR PAPER COVERALLS THAT ARE REMOVED EACH TIME THEY LEAVE THE WORK SITE. 6. ALL PERSONNEL ENTERING THE WORK SITE ARE REQUIRED TO WEAR SHOES COVERS, SHOE COVERS ARE REQUIRED TO BE CHANGED EACH TIME THE WORKER EXITS THE WORK AREA. DO NOT REMOVE BARRIERS FROM WORK AREA UNTIL COMPLETED PROJECT IS INSPECTED BY HOSPITAL'S ICRA SAFETY DEPARTMENT, ICRA TEAM, AND THOROUGHLY CLEANED BY HOSPITAL'S ENVIRONMENTAL SERVICES DEPARTMENT.	1. REMOVE BARRIER MATERIAL CAREFULLY TO MINIMIZE SPREADING OF DIRT AND DEBRIS ASSOCIATED WITH CONSTRUCTION. 2. CONTAIN CONSTRUCTION WASTE BEFORE TRANSPORT IN TIGHTLY COVERED CONTAINERS. 3. VACUUM WORK AREA WITH HEPA FILTERED VACUUMS. 4. WET MOP AREA WITH DISINFECTANT. 5. REMOVE ISOLATION OF HVAC SYSTEM IN AREAS WHERE WORK IS BEING PERFORMED.

LEGEND	
	= INDICATES ICRA CONTAINMENT AREA
	= INDICATES PORTION OF RENOVATION AREA FOR ICRA CONTROLS

ICRA GENERAL REQUIREMENTS	
1.	CONTRACTOR TO COMPLY WITH HOSPITAL ICRA REQUIREMENTS FOR WORK IN HOSPITAL BUILDING THROUGHOUT DEMOLITION AND CONSTRUCTION.
2.	PROVIDE TEMPORARY PLASTIC ZIPPER PARTITIONS FROM FLOOR TO UNDERSIDE OF DECK ABOVE TO SEAL AGAINST THE MIGRATION OF DUST AND DIRT ALONG ALL PATHS OF TRAVEL BETWEEN AREA OF WORK AND ADJACENT OCCUPIED AREAS.
3.	PROVIDE PARTITIONS, AS REQUIRED ALONG THE PERIMETER BETWEEN AREA OF WORK FIRE RATED GWB AND EXISTING AREA TO REMAIN. PARTITIONS TO BE FROM FLOOR TO UNDERSIDE OF DECK FIRE-RETARDANT ABOVE AND SEALED ALONG PERIMETER TO PREVENT MIGRATION OF DUST AND DIRT, WHERE TEMPORARILY NOT INSTALLED.
4.	MAINTAIN NEGATIVE AIR PRESSURE WITHIN AREA OF WORK FOR DURATION OF DEMOLITION AND CONSTRUCTION ACTIVITIES.
5.	BUILDING WILL BE CONTINUOUSLY OCCUPIED DURING CONSTRUCTION DURATION. MAINTAIN ACCESS TO AIR EXITS AND FROM EXITS TO EXTERIOR.
6.	PROVIDE STICKY WALK OFF MATS ON BOTH SIDES OF ALL DOORS.
7.	ICRA PARTITIONS/SET-UP TO BE DONE DURING OFF HOURS.
8.	ALL FLOOR OR UNDERSIDE OF DECK HOLES EXPOSED OR CREATED DURING DEMOLITION/CONSTRUCTION WILL BE SEALED IMMEDIATELY.
9.	ALL ICRA ANTE FLOORS ALL CLOTHING, TOOLS, AND MATERIALS (POST DEMOLITION PHASE) ARE TO BE HEPA VACUUMED EACH TIME THROUGH THE ANTE ROOM.
10.	FULL GOWN AND BOOTIES DURING DEMOLITION PHASE IN AREAS DESIGNATED BY THE HOSPITAL ICRA TEAM.
11.	AS THE PERIMETER FLOOR EDGE IS EXPOSED, ANY OPENING AT THE SLAB EXTERIOR WALL SHALL BE SEALED IMMEDIATELY.
12.	PROVIDE SWEEPS AND VERTICAL ASTRAGALS ON ALL ICRA DOORS AND STAIR TOWER DOORS.
13.	EXISTING SMOKE DETECTORS TEMPORARILY REPLACED WITH (COMPATIBLE WITH HOSPITAL FIRE ALARM SYSTEM), TO HEAT DETECTORS AND MAINTAINED DURING CONSTRUCTION PERIOD; TEMPORARY FIRE ALARM PULL STATION AND STROBES WILL BE INSTALLED AT EXIT DOORS.
14.	MAINTAIN EGRESS ROUTES TO ALL EXIT STAIR TOWERS AND EXIT ACCESS AT ALL TIMES.
15.	COORDINATE WITH HOSPITAL ANY N.P.E SHUTDOWNS THAT MAY BE REQUIRED.
16.	TEMPORARY CONTAINMENT MEASURES INDICATED ARE DIAGRAMMATIC CONTRACTOR TO PROVIDE ADEQUATE CONTAINMENT TO MEET HOSPITALS INFECTION CONTROL POLICY.

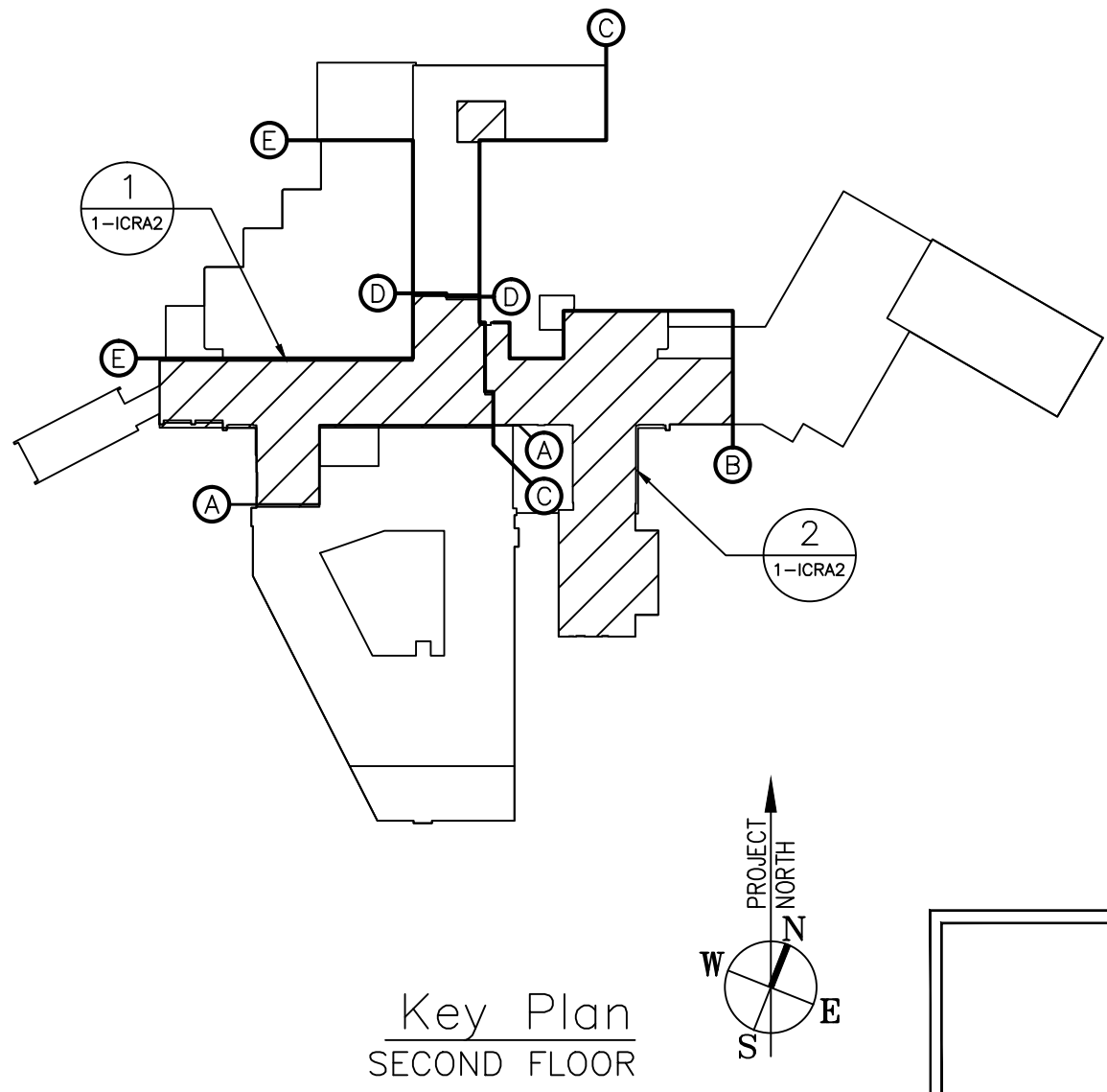
INFECTION CONTROL RISK ASSESSMENT MATRIX OF PRECAUTIONS FOR CONSTRUCTION AND RENOVATION	
STEP ONE USING THE FOLLOWING TABLE, IDENTIFY THE TYPE OF CONSTRUCTION PROJECT ACTIVITY (TYPE A-D)	
TYPE A	INSPECTION AND NON-INVASIVE ACTIVITIES, INCLUDING, BUT NOT LIMITED TO A. REMOVAL OF CEILING TILES FOR VISUAL INSPECTION (1 TILE PER 50 SQUARE FEET). B. PAINTING (BUT NOT SANDING). C. WALL COVERING, ELECTRICAL TRIM WORK MINOR PLUMBING, AND ACTIVITIES DO NOT GENERATE DUST OF REQUIRE CUTTING OF WALLS OR ACCESS TO CEILINGS OTHER THAN VISUAL INSPECTION.
TYPE B	SMALL SCALE, SHORT DURATION ACTIVITIES WHICH CREATE MINIMAL DUST, INCLUDING BUT NOT LIMITED TO: A. INSTALLATION OF TELEPHONE AND COMPUTER CABLING. C. CUTTING OF WALLS OR CEILING WHERE DUST MIGRATION CAN BE CONTROLLED.
TYPE C	WORK THAT GENERATES A MODERATE TO HIGH LEVEL OF DUST OR REQUIRES DEMOLITION OR REMOVAL OF ANY FIXED BUILDING COMPONENT OR ASSEMBLIES, INCLUDING BUT NOT LIMITED TO: A. SANDING OF WALLS FOR PAINTING OR WALL COVERINGS. B. REMOVAL OF FLOOR COVERINGS, CEILING TILES, AND CASEWORK. C. NEW WALL CONSTRUCTION. D. MINOR DUCT WORK OR ELECTRICAL WORK ABOVE CEILINGS. E. MAJOR CABLING ACTIVITIES. F. ANT TYPE A, B, OR C ACTIVITY THAT CANNOT BE COMPLETED WITHIN A SINGLE WORK SHIFT.
TYPE D	MAJOR DEMOLITION AND CONSTRUCTION PROJECTS, INCLUDING BUT NOT LIMITED TO: A. ACTIVITIES REQUIRING HEAVY DEMOLITION OR REMOVAL OF COMPLETE CABLING SYSTEM. B. NEW CONSTRUCTION. C. ACTIVITIES WHICH REQUIRE CONSECUTIVE WORK SHIFTS.

INFECTION CONTROL RISK GROUPS				
STEP TWO				
USING THE FOLLOWING TABLE, IDENTIFY THE PATIENT RISK GROUPS THAT WILL BE AFFECTED. IF MORE THAN GROUP WILL BE AFFECTED SELECT THE HIGHER GROUP				
RISK GROUP, HIGH RISK				
- SURGICAL UNITS - LABORATORIES (SPECIMENS)				
STEP THREE				
DETERMINE THE LEVEL OF INFECTION CONTROL CLASSIFICATION NECESSARY FOR THE WORK BY WATCHING THE CONSTRUCTION ACTIVITY WITH THE DESIGNATED RISK GROUP IN THE MATRIX BELOW. PROVIDE THE ASSOCIATED INFECTION CONTROL PROCEDURES NOTE EACH CONSTRUCTION RENOVATION PROJECT HAS SEVERAL DIFFERENT LEVELS DEPENDING ON THE LOCATION AND TYPE OF ACTIVITY.				
SEE DESCRIPTION OF REQUIRED INFECTION CONTROL PRECAUTION BY CLASS CHART FOR CLASS I-IV PRECAUTIONS.				
RISK GROUP	RISK GROUP			
	TYPE A	TYPE B	TYPE C	TYPE D
LOW RISK GROUP	CLASS I	CLASS II	CLASS III	CLASS III, IV
MEDIUM RISK GROUP	CLASS I	CLASS II	CLASS III	CLASS IV
HIGH RISK GROUP	CLASS I	CLASS II	CLASS III, IV	CLASS IV
HIGHEST RISK GROUP	CLASS II	CLASS III, IV	CLASS III, IV	CLASS IV

INFECTION CONTROL RISK GROUPS	
BUILDING: VAMC WILKES-BARRE, BUILDING NO. 1	PROJECT NAME: VAMC WILKES-BARRE, PA PLUMBING SYSTEM UPGRADE PHASE 2
CONTRACTOR: TO BE SELECTED	FLOORS: 2nd FLOOR CENTER AND EAST
	CONTR. PROJECT MANAGER: MIKE SOMOGA
THE INFECTION CONTROL RISK ASSESSMENT IS TO BE USED TO ANALYZE AREAS WHERE CONSTRUCTION TELEPHONED CABLING AND MAINTENANCE ACTIVITIES ARE TO OCCUR.	
1. IDENTIFY THE TYPE OF CONSTRUCTION PROJECT ACTIVITY.	PER HOSPITAL ICRA TEAM
2. IDENTIFY THE PATIENT RISK GROUPS THAT WILL BE AFFECTED.	PER HOSPITAL ICRA TEAM
USE THE AREA WITH THE HIGHEST RISK FOR ASSESSMENT:	
3. MATCH THE PATIENT GROUP WITH THE PLANNED CONSTRUCTION PROJECT TYPE USING THE "IC MATRIX CLASS OR PRECAUTIONS" TO DETERMINE THE LEVEL OF INFECTION CONTROL ACTIVITIES RECOVERED.	PER HOSPITAL ICRA TEAM
USE THE "DESCRIPTION OF REQUIRED INFECTION CONTROL PRECAUTIONS BY CLASS TO DETERMINE THE ICRA MEASURES TO BE IMPLEMENTED FOR THE DURATION OF CONSTRUCTION:	
CLASS I	PER HOSPITAL ICRA TEAM
CLASS II	
CLASS III	
CLASS IV	

**GENERAL PLUMBING WORK SCHEDULING/PHASING NOTES:**

- ALL MEANS OF EGRESS MAINTAINED ACCESSIBLE I.C.R.A. BARRIERS (IF REQUIRED) SHALL BE ERRECTED AND TAKEN DOWN AS REQUIRED TO MEET THESE REQUIREMENTS.
- ALL WORK REQUIRED IN THE MAIN "SILVER" ELEVATOR LOBBY ON EACH FLOOR OF BUILDING 1 AND WITHIN CORRIDORS SHALL BE PERFORMED TO MAINTAIN ACCESSIBILITY THROUGH THE MEANS OF THE NORTH WING AND OTHER AREAS OF BUILDING 1 OF EGRESS IN ACCORDANCE WITH THE CONTRACT DOCUMENTS AND VA CONSTRUCTION POLICY AND PERFORMED OVERNIGHT (6PM TO 5 AM).
- WORK ON THE C.L.C. PATIENT TOILET/SHOWER ROOMS SHALL BE LIMITED TO A MAXIMUM OF (2)TOILET/SHOWERS ROOMS ON ANY GIVEN FLOOR AT A TIME. WORK ON EACH TOILET ROOM SHALL BE LIMITED TO A MAXIMUM OF (3) WORK DAYS. WORK ON THESE AREAS SHALL BE BETWEEN THE HOURS OF 7:30AM TO 4:00PM ON WEEKDAYS. NO BATHROOM SHALL BE LEFT IN AN UNFINISHED OVER A WEEKEND.
- WORK IN 3RD FLOOR EAST DOCTOR OFFICES AND EXAM ROOMS SHALL BE LIMITED TO (2) ROOMS AT A TIME, A MAXIMUM OF (3) WORK DAYS PER ROOM AND PERFORMED BETWEEN THE HOURS OF 6 PM AND 5 AM.
- WORK IN 4TH FLOOR EAST DOCTOR OFFICES AND EXAM ROOMS SHALL BE LIMITED TO (2) ROOMS AT A TIME, A MAXIMUM OF (3) WORK DAYS PER ROOM AND PERFORMED BETWEEN THE HOURS OF 7 AM AND 3PM.
- WORK IN 4TH FLOOR WEST ROOMS SHALL BE PERFORMED BETWEEN THE HOURS OF 6 PM AND 5 AM.
- WORK IN 5TH FLOOR EAST ROOMS SHALL BE LIMITED TO (2) ROOMS AT A TIME, A MAXIMUM OF (3) WORKING DAYS PER ROOM AND PERFORMED BETWEEN THE HOURS OF 7 AM AND 3 PM.
- WORK IN THE 6TH FLOOR WEST ROOMS SHALL BE PERFORMED BETWEEN THE HOURS OF 6 PM AND 5 AM.
- CONTRACTOR SHALL COORDINATE CLOSELY WITH THE HOSPITAL ON ANY PATIENT RELOCATIONS FROM PROPOSED WORK AREA, PRIOR TO CONTRACTOR'S WORK IN PATIENT AREAS.



Key Plan  
SECOND FLOOR

<b>BID AMENDMENT NO.1</b>	
AUGUST 24, 2016	
<b>FULLY SPRINKLERED</b>	
Date	08/24/2016
Project No.	693-11-119
Building Number	1
Checked	L.J.M.
Drawn	D.J.P.
Location	WILKES-BARRE, PENNSYLVANIA
DRAWING NO.	1-ICRA2
DWG. 8 OF 55	

Veterans Affairs

AMENDMENT NO. 1	8/24/16
Revisions	Date

Professional Seal



Project Lead



Drawing Title

BUILDING 1 SECOND FLOOR  
EAST/CENTER ICRA PLANS

Facility Project Name

DEPARTMENT OF VETERANS  
AFFAIRS MEDICAL CENTER  
WILKES-BARRE, PA

Project Title

PLUMBING SYSTEM UPGRADE  
PHASE II

Date

08/24/2016

Project No.

693-11-119

Building Number

1

Checked

L.J.M.

Drawn

D.J.P.

DRAWING NO.

1-ICRA2

DWG. 8 OF

55