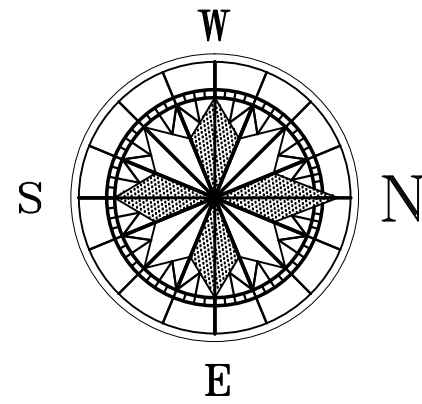
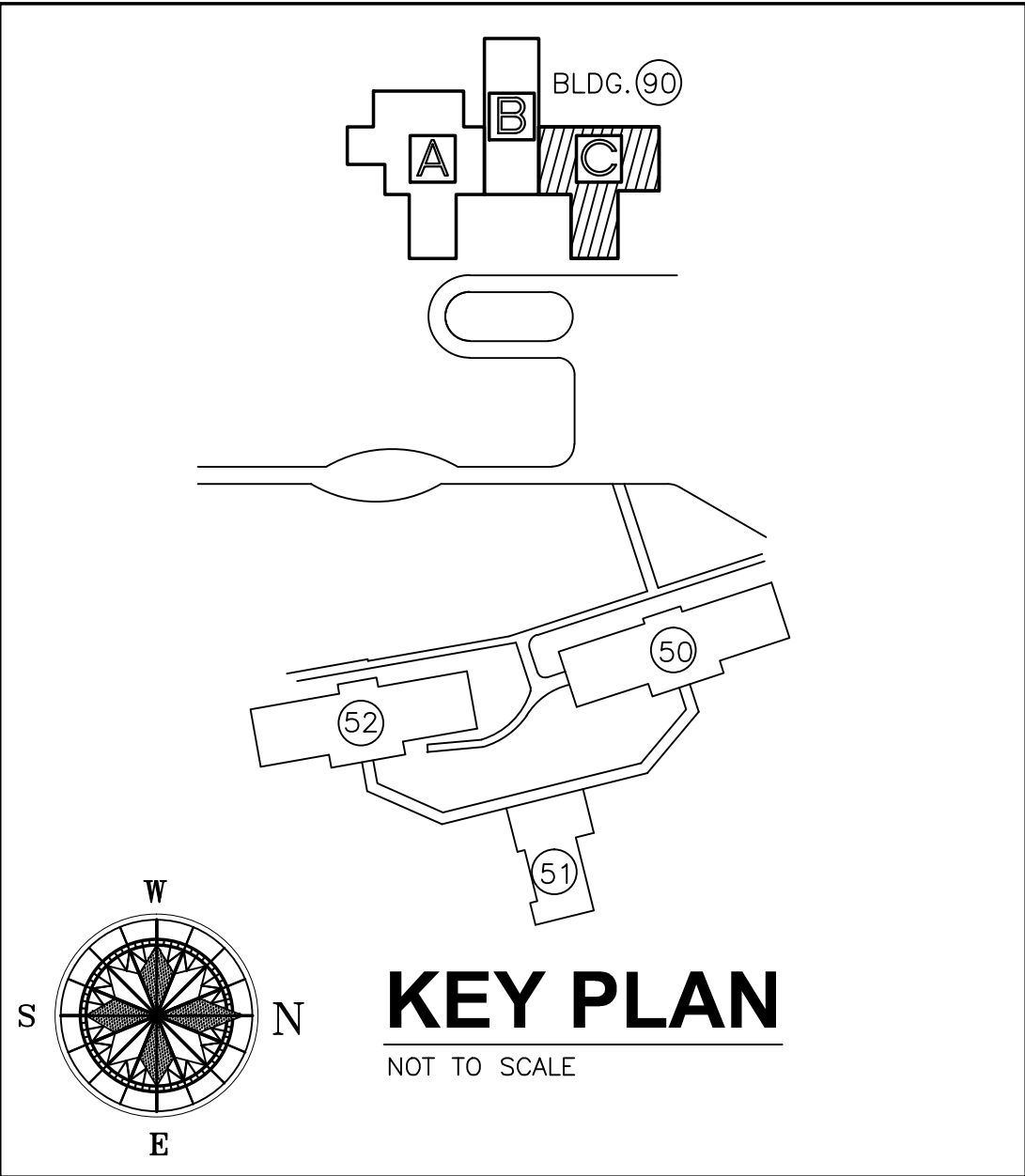
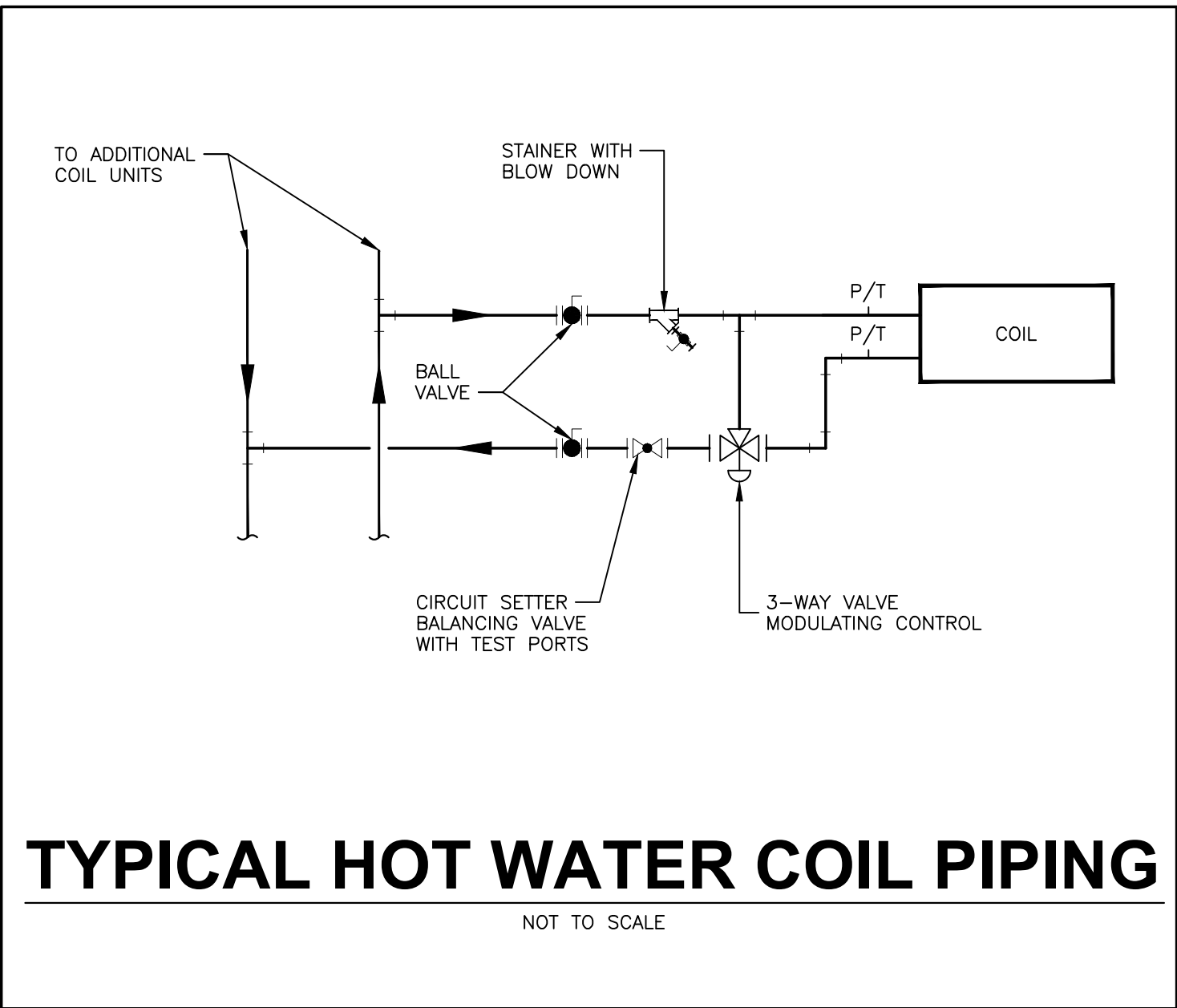



DIFFUSER SCHEDULE								
TAG	Size	CFM	Quantity	Manufacturer	Model Number	Type	Neck Size	Notes
ASD-1	24"x24"	350 CFM	1	TITUS	8F	SUPPLY	10"	
ASD-1	24"x24"	300 CFM	6	TITUS	8F	SUPPLY	10"	
RG-1	24"x24"	1,200 CFM	2	TITUS	8RF	RETURN	23x23	20"x20"x1" FILTER
RG-1	24"x24"	1,125 CFM	1	TITUS	8RF	RETURN	23x23	20"x20"x1" FILTER
RG-1	24"x24"	225 CFM	1	TITUS	8RF	RETURN	23x23	20"x20"x1" FILTER
RG-1	24"x24"	1,650 CFM	1	TITUS	8RF	RETURN	23x23	20"x20"x1" FILTER
SD-1	24"x24"	125 CFM	2	TITUS	TDC	SUPPLY	8"	
SD-2	24"x24"	330 CFM	1	TITUS	TDC	SUPPLY	10"	
SD-2	24"x24"	305 CFM	5	TITUS	TDC	SUPPLY	10"	
SD-2	24"x24"	225 CFM	1	TITUS	TDC	SUPPLY	10"	
SD-2	24"x24"	335 CFM	2	TITUS	TDC	SUPPLY	10"	
SWS-1	12x6	250 CFM	1	TITUS	272RL	SUPPLY		
			24					
NOTE: FURNISH AND INSTALL AN INSULATION BLANKET ON THE BACK OF ALL CEILING MOUNTED DIFFUSERS AND GRILLES.								



REVISED HVAC PLAN/HYDRONIC PIPING PLAN  
FIRST FLOOR - PART "C" - BUILDING 90

SCALE: 1/8"=1'-0"



**MCE** MILLS-CONOLY  
ENGINEERING, P.C.

8218 Old Federal Road  
TELEPHONE: (334) 270-0010  
Montgomery, AL 36117  
FAX: (334) 270-0040



Central Alabama Veterans Health Care System

Approved:	Approved:	Drawing Title	Project Title	Date
Approved:	Approved:	REVISED HVAC PLAN/HYDRONIC PIPING PLAN FIRST FLOOR - PART "C" - BUILDING 90	HVAC MODIFICATIONS TO BUILDINGS 83, 90, & 93 TUSKEGEE, ALABAMA	12/21/10
Approved:	Approved:	Safety Officer	Building Number 90	Project No. 619-10-445
Approved:	Approved:	Clinical Representative	Checked RDW	Drawing No. 90M5.2
			Drawn JAD	Sup. 38 of 59
			Location East Campus, Tuskegee, AL	

Veterans  
Administration