
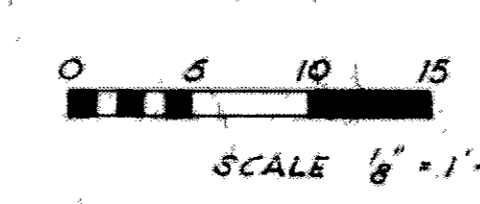
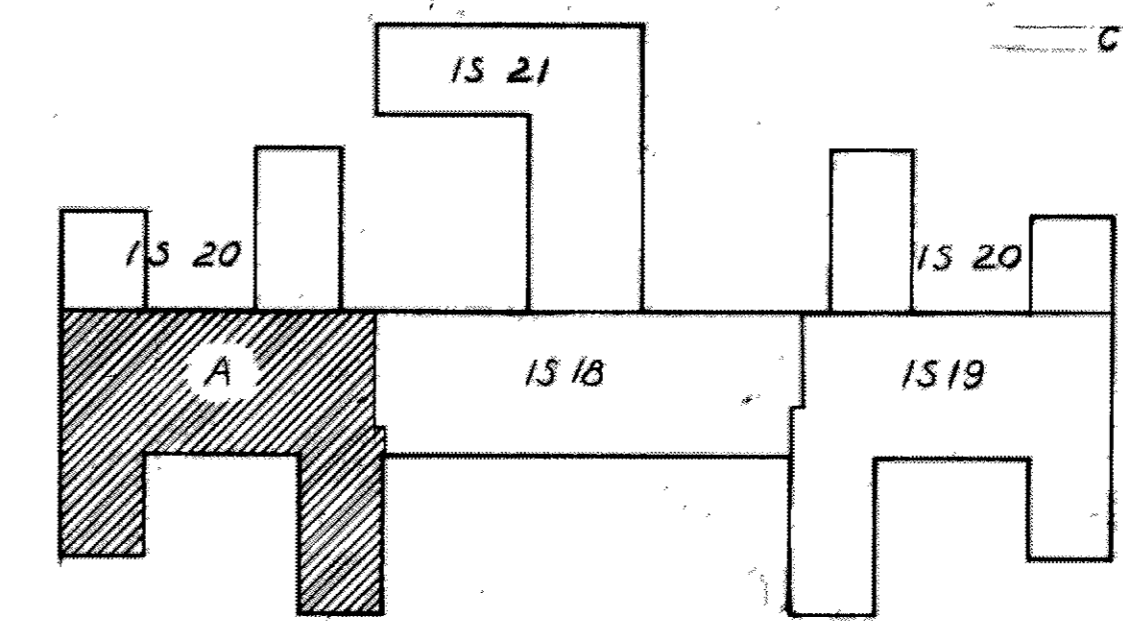


CONCRETE BEAM SCHEDULE											
MARK	WIDTH	DEPTH	REINFORCEMENT				ARR.	STIRRUPS	REMARKS		
			STRAIGHT	BENT	NO. SIZE	NO. SIZE					
3B-1	26	2'-7"	2'-7"	2'-7"	2'-7"	2'-7"	7-30	10	ADD 2-#6 T. CONT.		
3B-2	26	4'-6"	4'-6"	4'-6"	4'-6"	4'-6"	6-30	10	EXTEND STR. BOT. BARS 1'-6" PAST FACE OF N. SUPPT.		
3B-3	36	15	5'-6"	7'-0"	2'-5"	5'-8"	6-30	10	EXTEND STR. BOT. BARS 1'-6" PAST FACE OF N. SUPPT.		
3B-4	36	15	5'-6"	5'-8"	2'-6"	4'-8"	6-30	10	ADD 2-#6 T. CONT.		
3B-5	36	15	4'-7"	4'-7"	4'-7"	4'-7"	6-30	10	BEAM WIDTH VARIES AT JOINT		
3B-6	36	15	5'-6"	5'-8"	4'-8"	2'-6"	6-30	10	ADD 2-#6 T. CONT.		
3B-7	24	15	5'-6"	6'-6"	2'-6"	3'-8"	6-30	10	ADD 2-#6 T. CONT.		
3B-8	24	15	5'-6"	5'-6"	5'-6"	5'-6"	6-30	10	ADD 2-#6 T. CONT.		
3B-9	24	15	3'-6"	6'-6"	3'-8"	2'-6"	6-30	10	EXTEND STR. BOT. BARS 1'-6" PAST FACE OF E. SUPPT.		
3B-10	30	15	5'-9"	4'-8"	5'-9"	5'-9"	6-30	10	ADD 2-#6 T. CONT.		
3B-11	30	15	5'-9"	5'-9"	5'-9"	5'-9"	6-30	10	ADD 2-#6 T. CONT.		
3B-12	30	15	3'-6"	4'-7"	2'-8"	2'-8"	6-30	10	EXTEND STR. BOT. BARS 1'-6" PAST FACE OF E. SUPPT.		
3B-13	30	15	3'-9"	3'-9"	4'-9"	4'-9"	6-30	10	ADD 2-#6 T. CONT.		
3B-14	30	15	3'-5"	4'-6"	4'-6"	4'-6"	6-30	10	ADD 2-#6 T. CONT.		
3B-15	12	15	4'-9"	2'-6"	2'-6"	2'-6"	6-30	10	ADD 2-#6 T. CONT.		
3B-16	30	15	4'-8"	4'-8"	5'-8"	2'-6"	6-30	10	EXTEND STR. BOT. BARS 1'-6" PAST FACE OF E. SUPPT.		
3B-17	18	15	3'-6"	3'-7"	2'-5"	3'-7"	6-30	10	ADD 2-#6 T. CONT.		
3B-18	18	15	4'-5"	4'-5"	4'-5"	4'-5"	6-30	10	ADD 2-#6 T. CONT.		
3B-19	18	15	3'-6"	3'-7"	3'-7"	2'-5"	6-30	10	ADD 2-#6 T. CONT.		
3B-20	36	16	6'-6"	6'-6"	6'-6"	6'-6"	6-30	10	ADD 2-#6 T. CONT.		
3B-21	8	15	2'-8"	2'-8"	2'-8"	2'-8"	6-30	10	ADD 2-#6 T. CONT.		
3B-22	24	18	7'-7"	5'-9"	4'-9"	4'-9"	6-30	10	EXTEND STR. BOT. BARS 1'-6" PAST FACE OF E. SUPPT.		
3B-23	12	15	2'-8"	2'-8"	2'-8"	2'-8"	6-30	10	ADD 2-#6 T. CONT.		
3B-24	36	20	4'-8"	5'-9"	4'-9"	2'-9"	6-30	10	BEND @ E. END		
3B-25	36	20	8'-6"	8'-6"	8'-6"	8'-6"	6-30	10	ADD 2-#6 T. CONT.		
3B-26	36	20	8'-6"	8'-6"	8'-6"	8'-6"	6-30	10	ADD 2-#6 T. CONT.		
3B-27	30	15	4'-9"	5'-9"	2'-6"	6'-8"	6-30	10	EXTEND STR. BOT. BARS 1'-6" PAST FACE OF E. SUPPT.		
3B-28	18	15	2'-6"	2'-6"	2'-6"	2'-6"	6-30	10	ADD 2-#6 T. CONT.		
3B-29	8	15	2'-5"	2'-5"	2'-5"	2'-5"	6-30	10	ADD 2-#6 T. CONT.		
3B-30	26	26	2'-7"	2'-7"	2'-7"	2'-7"	6-30	10	ADD 2-#6 T. CONT.		
3B-31	26	26	1'-10"	2'-9"	2'-9"	2'-9"	6-30	10	BEND @ E. END		
3B-32	26	26	1'-8"	2'-8"	2'-8"	2'-8"	6-30	10	BEND @ W. END		
3B-33	26	26	1'-8"	2'-8"	2'-8"	2'-8"	6-30	10	BEND @ W. END		
3B-34	18	15	3'-8"	2'-6"	3'-8"	3'-8"	6-30	10	EXTEND STR. BOT. BARS 1'-6" PAST FACE OF E. SUPPT.		
3B-35	26	26	2'-9"	2'-9"	2'-9"	2'-9"	6-30	10	ADD 2-#6 T. CONT.		
3B-36	36	16	4'-8"	5'-9"	4'-8"	4'-8"	6-30	10	EXTEND STR. BOT. BARS 1'-6" PAST FACE OF E. SUPPT.		
3B-37	14	27	4'-6"	4'-6"	4'-6"	4'-6"	6-30	10	ADD 2-#6 T. CONT.		
3B-38	14	27	2'-7"	2'-8"	2'-5"	2'-5"	6-30	10	ADD 2-#6 T. CONT.		
3B-39	24	16	3'-7"	4'-8"	2'-7"	2'-7"	6-30	10	ADD 2-#6 T. CONT.		
3B-40	24	27	4'-8"	4'-8"	4'-8"	4'-8"	6-30	10	ADD 2-#6 T. CONT.		
3B-41	24	15	2'-6"	3'-9"	3'-9"	3'-9"	6-30	10	ADD 2-#6 T. CONT.		
3B-42	24	15	2'-6"	3'-9"	3'-9"	3'-9"	6-30	10	ADD 2-#6 T. CONT.		
3B-43	24	15	2'-6"	3'-9"	3'-9"	3'-9"	6-30	10	ADD 2-#6 T. CONT.		
3B-44	18	15	2'-7"	3'-7"	2'-8"	2'-8"	6-30	10	ADD 2-#6 T. CONT.		
3B-45	12	15	2'-9"	2'-9"	2'-9"	2'-9"	6-30	10	ADD 2-#6 T. CONT.		
3B-46	30	15	3'-8"	5'-9"	2'-6"	2'-8"	6-30	10	EXTEND STR. BOT. BARS 1'-6" PAST FACE OF E. SUPPT.		
3B-47	18	15	3'-8"	2'-8"	4'-8"	2'-6"	6-30	10	EXTEND STR. BOT. BARS 1'-6" PAST FACE OF E. SUPPT.		
3B-48	24	15	3'-7"	6'-6"	3'-7"	2'-6"	6-30	10	EXTEND STR. BOT. BARS 1'-6" PAST FACE OF E. SUPPT.		
3B-49	14	15	2'-4"	2'-5"	2'-4"	2'-4"	6-30	10	ADD 2-#6 T. CONT.		
3B-50	10	15	2'-6"	2'-6"	2'-6"	2'-6"	6-30	10	ADD 2-#6 T. CONT.		
3B-51	15	15	4'-5"	4'-5"	4'-5"	4'-5"	6-30	10	ADD 2-#6 T. CONT.		
3B-52	18	15	4'-5"	4'-5"	4'-5"	4'-5"	6-30	10	ADD 2-#6 T. CONT.		
3B-53	30	15	3'-7"	4'-9"	3'-8"	3'-8"	6-30	10	ADD 2-#6 T. CONT.		
3B-54	48	15	6'-6"	7'-8"	2'-6"	2'-6"	6-30	10	LAP BOT. STR. BARS 1'-4" WITH BOT. STR. BARS OF ADJ. 3B-55		
3B-55	24	16	4'-6"	4'-6"	4'-6"	4'-6"	6-30	10	ADD 2-#6 T. CONT.		



AS BUILT

THIRD FLOOR FRAMING PLAN UNIT A

BUILDING NO. 1

800 BED GM&S HOSPITAL & REGIONAL OFFICE MEDICAL CLINICS

VETERANS ADMINISTRATION

CLEVELAND (WADE PARK), OHIO

DRAWN: J.A. McLELLAN, PROJ. NO. 1519, DATE: 11/1/61

CHECKED: J.A. McLELLAN, DATE: 11/1/61

DALTON-DALTON ASSOCIATES, SMITH, HINCHMAN & GRYLLS ASSOC., INC. ARCHITECTS-ENGINEERS

979 THE ARCADE, CLEVELAND 14, OHIO

DRAWING NUMBER: 1-517

SHEET: 17 OF 52

APPROVED: [Signature]

PROJ. NO. 1519

RETURN TRACINGS TO PLAN FILES

FILE FOLDER NO. 2A