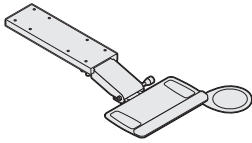
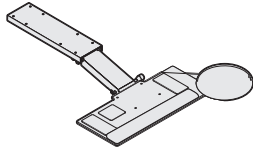


# Statement of Line

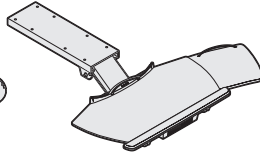
## Details Ergonomic Worktools



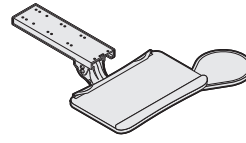
19" Keyboard Platforms with Lift-and-Lock Mechanism and Green-Gel Palm Rest  
▶ Page 476



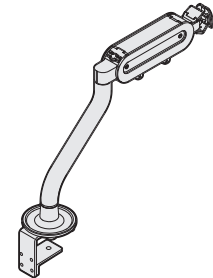
Lift and Lock with Enviro Platform and Green-Gel Palm Rest  
▶ Page 477



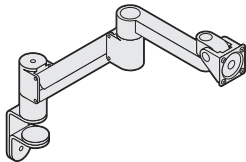
Slider Keyboard Platforms and Stella Mechanism  
▶ Page 478



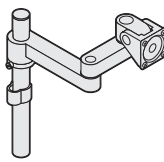
Jules Keyboard Platforms and Stella Mechanism  
▶ Page 479



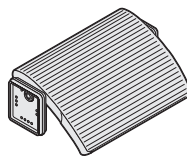
FYI Flat Panel Monitor Arm  
▶ Page 480



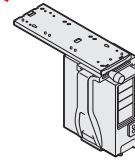
Flat Panel Monitor Arm  
▶ Page 480



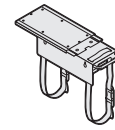
Flat Panel Monitor Pole Mounts  
▶ Page 481



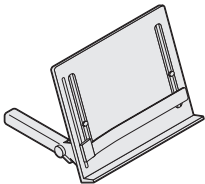
Adjustable Foot Rest  
▶ Page 483



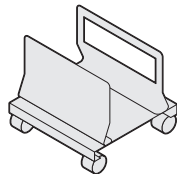
Vertical Non-Locking CPU Cradle  
▶ Page 483



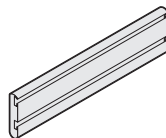
Vertical Processor Sling  
▶ Page 483




Freestanding In-Line Document Support  
▶ Page 484



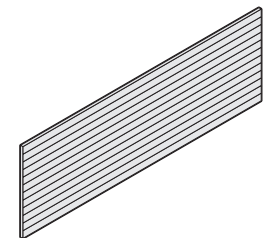
I/Q CPU Trolley  
▶ Page 484



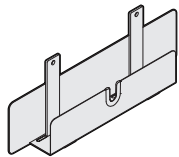
SlatRail  
▶ Page 485



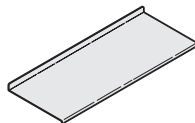
SOTO Rail  
▶ Page 490



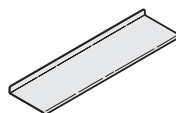
Slatwall Tiles  
▶ Page 487



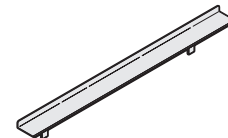
SOTO Cableway  
▶ Page 491



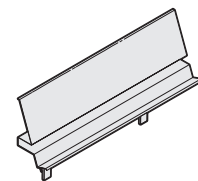
10" Shelf  
▶ Page 492



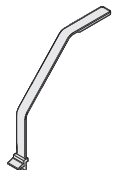
6" Shelf  
▶ Page 492



3" Shelf  
▶ Page 492



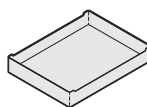
Display Shelf  
▶ Page 492



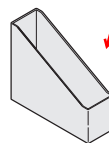
SOTO LED Task Lights  
▶ Page 493



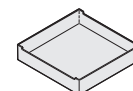
Tool Box  
▶ Page 494



Pile Box  
▶ Page 494



Diagonal File Box  
▶ Page 494



Personal Box  
▶ Page 495