


Detail Report

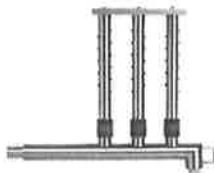
System/tag AHU-3

System images


STS humidifier

A black and white photograph of a rectangular STS humidifier unit. It has a control panel on the right side with a circular dial and several buttons. A black cable is connected to the front of the unit.

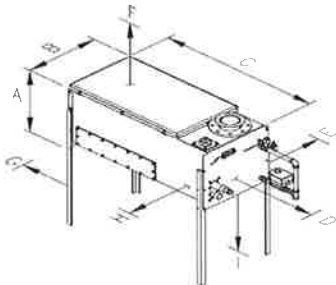
Rapid-sorb steam dispersion

A black and white photograph of a Rapid-sorb steam dispersion unit. It consists of three vertical stainless steel tubes mounted on a horizontal base. Each tube has a small valve or fitting near the top.

Vapor-logic controller

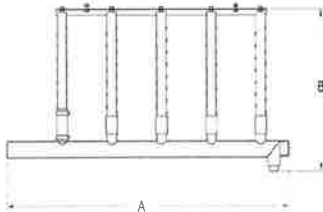
A black and white photograph of a Vapor-logic controller. It is a handheld electronic device with a small LCD screen at the top displaying the number '35'. Below the screen are several buttons, including a large 'ON/OFF' button at the bottom.

Steam generator dimensions and clearances

A technical line drawing of a steam generator unit showing its dimensions. The drawing is a perspective view of a rectangular unit with four legs. Dimensions are labeled with letters: A (height), B (width), C (length), D (leg height), E (leg width), F (top panel height), G (front panel height), and H (front panel width).

Dimensions (in.)			Clearances (in.)					
A	B	C	D	E	F	G	H	I
19.5	30.25	55.15	36	6	18	6	36	24

Dispersion dimensions

A technical line drawing of a dispersion unit showing its dimensions. The drawing is a side view of a unit with four vertical tubes. Dimensions are labeled: A (total width) and B (height of the tubes).

Dimensions (in.)		
A	B	C
95.0	71.0	4

Detail Report

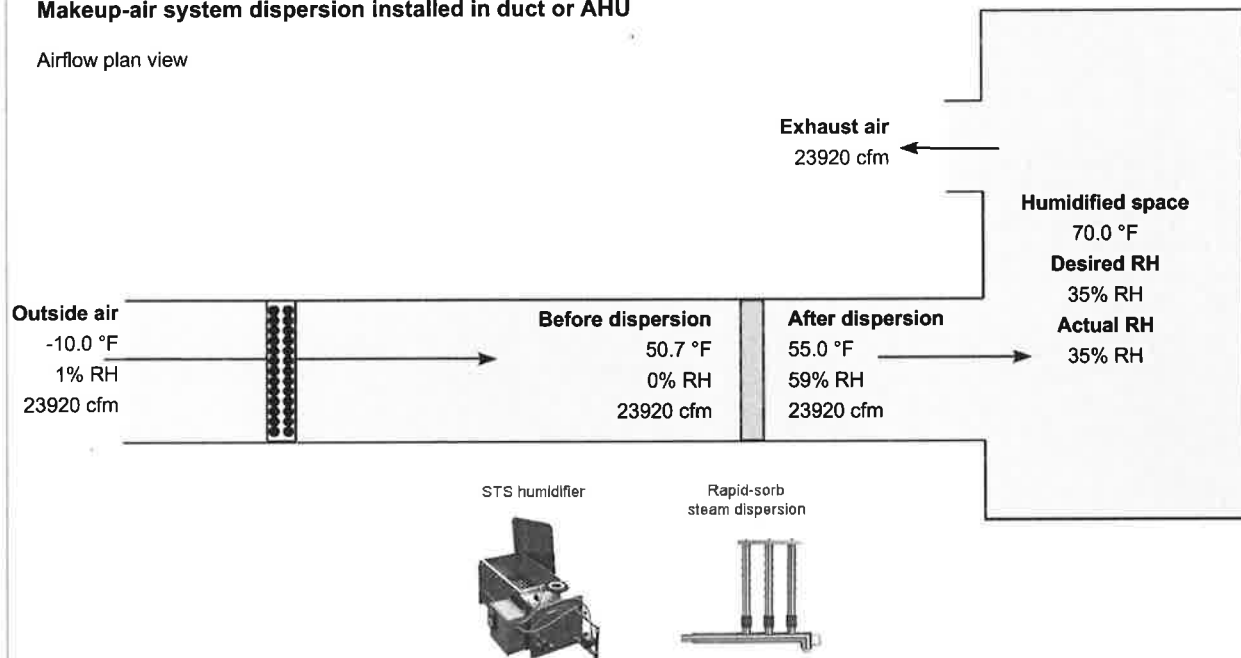
Project name VAMC Cheyenne

System/tag AHU-3

System view

Makeup-air system dispersion installed in duct or AHU

Airflow plan view



Detail Report

System/tag AHU-3, continued	
Application	
Elevation at project site (ft)	6000.0
Ventilation system type	Makeup-air System, Dispersion Installed In Duct Or AHU
Outside air dry bulb temperature (°F)	-10.0
Outside air moisture content (%RH)	1.0
Outside air intake rate	Constant
Outside air intake (%)	100.0
Total air volume (cfm)	23920
Desired air dry bulb temperature (°F) in humidified space	70.0
Desired air moisture content (% RH) in humidified space	35.0
Actual moisture content (% RH) in humidified space	35.0
Non-wetting distance (inches)	19
Calculated load	Calculated
Load (lbs/hr)	578.03
Load plus loss (lbs/hr)	599.61
Dispersion installation location	AHU
Airflow direction	Horizontal
Airflow pressure drop (inches w.c.)	0.0
Duct dry bulb temp before dispersion (°F)	50.7
Duct RH before dispersion (%)	0
Duct dry bulb temp after dispersion (°F)	55.0
Duct RH after dispersion (%)	59
Heat gain from steam (°F)	4.26
Heat gain from assembly (°F)	0.04

Steam dispersion	
Dispersion product	Rapid-sorb
Dispersion model	2"
Tube Size	2"
Unit quantity	1
Header location	Inside AHU
Trap location	Outside AHU
Air movement	Through Dispersion Assembly Perimeter Blanked Off
Available inside duct/AHU width (inches)	96
Available inside duct/AHU height (inches)	72
Duct/AHU wall thickness (inches)	2
Face width (inches)	90.0
Face height (inches)	60
Header diameter	4
Overall dimensions W x H x L (inches)	95 X 71 X 4
Air velocity (ft/min)	637.87
Tube diameter (inches)	2.0
Tube spacing on-center (inches)	9
Tube quantity	10
Header and tube material	304 Stainless Steel
Duct plate material	Galvanized Steel
Second set of duct plates	No
High-Efficiency Insulated Tubes	Yes
Ship unassembled	Yes

Detail Report

System/tag AHU-3, continued		Steam generation, continued	
Steam dispersion		End-of-season drain	Yes
Operating weight (lbs)	26	Low-water float switch	Yes
Shipping weight (lbs)	34	Tank insulation	Yes
Steam generation		Seismic certified humidifier	No
Generation product	Steam-to-Steam	Notes	
Generation model	400	Damage caused by chloride corrosion is not covered by your DriSteem warranty.	
Unit quantity	1	Connections	
System capacity (lbs/hr)	637.0	Steam generator outlet connection type	Flange
Water type	RO/DI	Steam generator outlet diameter (inches)	4
Energy source	Steam To Steam	Dispersion steam inlet flange material	Stainless Steel
Voltage (Vac)	120	Dispersion steam inlet connection type	Screw-on Flange
Steam pressure (psi)	15.0	Dispersion steam inlet diameter (inches)	4
Heat exchanger	Stainless	Dispersion same side piping	No
Amps per unit(s)	3.0	Control	
Steam valve controlled by	Others	Humidifier controller	Vapor-logic
Valve size (inches, Cv)	2.0, 40.0	Multiple-tank control	No
Trap size (inches)	1	Interoperability	None
Overall dimensions W x H x L (inches)	19 X 30 X 55	Freeze protection	No
Operating weight (lbs)	950	Keypad/display	Shipped Loose
Shipping weight (lbs)	320	Keypad/display cable (ft)	5
Tank material	304 Stainless Steel	Keypad/display language	English
Enclosure	None	Keypad/display unit of measure	Inch-pound
Heater package	No	Input signal type	Controlled By Others
Support	Legs	Remote temperature sensor	No
Ship curb early	No	Control cabinet	NEMA12
		Control cabinet mounted on humidifier	Yes

Detail Report

System/tag AHU-3, continued	
Control, continued	
Control cabinet door lock	No
Control cabinet door interlock safety switch	No
Accessories	
Generation Condensate Pump	None
Dispersion Condensate pump	None
Generation Drane-kooler	No
Dispersion Drane-kooler	No
NEMA-1 safety switch	No
High-limit humidistat	Electric, On-off
Airflow proving switch	Electric Pressure