

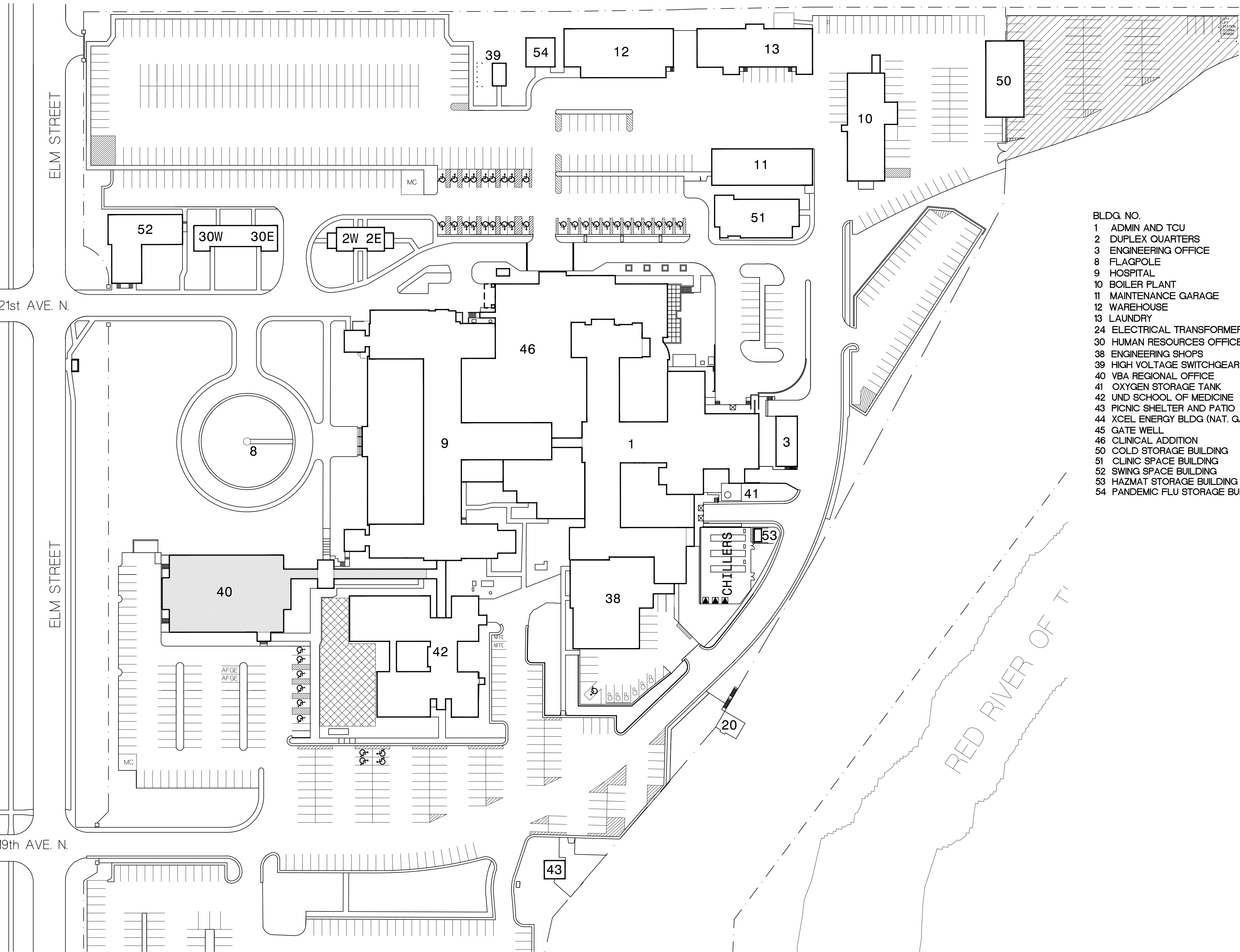
VA MEDICAL CENTER REPLACE ROOF ON BUILDING 40 AND CONNECTING LINK

Fargo, North Dakota

Project Number: 437-11-RO2

GENERAL
X1 COVER SHEET

ARCHITECTURAL
A1 ROOF DEMOLITION PLAN
A2 ROOF PLAN AND DETAILS



- BLDG. NO.
- 1 ADMIN AND TCU
 - 2 DUPLEX QUARTERS
 - 3 ENGINEERING OFFICE
 - 8 FLAGPOLE
 - 9 HOSPITAL
 - 10 BOILER PLANT
 - 11 MAINTENANCE GARAGE
 - 12 WAREHOUSE
 - 13 LAUNDRY
 - 24 ELECTRICAL TRANSFORMER BLDG
 - 30 HUMAN RESOURCES OFFICE (30W AND 30E)
 - 38 ENGINEERING SHOPS
 - 39 HIGH VOLTAGE SWITCHGEAR BLDG
 - 40 VBA REGIONAL OFFICE
 - 41 OXYGEN STORAGE TANK
 - 42 UND SCHOOL OF MEDICINE
 - 43 PICNIC SHELTER AND PATIO
 - 44 XCEL ENERGY BLDG (NAT. GAS)
 - 45 GATE WELL
 - 46 CLINICAL ADDITION
 - 50 COLD STORAGE BUILDING
 - 51 CLINIC SPACE BUILDING
 - 52 SWING SPACE BUILDING
 - 53 HAZMAT STORAGE BUILDING
 - 54 PANDEMIC FLU STORAGE BUILDING

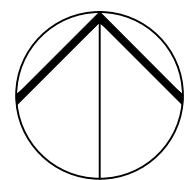
GENERAL NOTES:

- ALL ACCESS FOR ROOF REPLACEMENT MATERIALS AND PERSONNEL SHALL BE FROM THE EXTERIOR. NO ACCESS WILL BE ALLOWED THROUGH THE BUILDING OR ROOF ACCESS HATCH.
- CONTRACTORS STAGING AREA AND PARKING
 - A. LOCATION NEAR BUILDING NO. 50 EAST SIDE OF CHAINLINK FENCE TO BE USED FOR ALL EQUIPMENT, TRAILER AND VEHICLE PARKING. TO BE SHARED WITH VA AND OTHER CONTRACTORS.
 - B. OTHER STAGING AREAS TO BE COORDINATED WITH VA ON PER NEED BASIS.
 - C. RESTORE SITE TO ORIGINAL AND/OR BETTER CONDITION UPON CONSTRUCTION COMPLETION.
- WHERE EXISTING EQUIPMENT, PIPING, CONDUIT, DUCTS, ETC. ARE TO BE REMOVED, SUCH REMOVAL SHALL INCLUDE ALL ANCHORS, HANGERS, OR HARDWARE, ETC.
- WORK AT THE DISCRETION OF THE VA MAY BE SHUT DOWN AND RESCHEDULED BY PROJECT ENGINEER DUE TO CRITICAL AREAS OR SPECIAL NEEDS OF PATIENTS AND STAFF.
- CONTRACTOR TO VERIFY ALL EXISTING SITE CONDITIONS.
- CONTRACTOR TO PROVIDE PROTECTION AGAINST DAMAGE, INCLUDING WATER PENETRATION, TO EXISTING STRUCTURE AND FINISHES WHERE DEMOLITION AND NEW CONSTRUCTION OCCURS.
- ALL EXISTING EQUIPMENT FOR REUSE TO BE REINSTALLED BY CONTRACTOR AT SAME LOCATIONS IF POSSIBLE. UTILIZE ALTERNATE LOCATIONS AT OWNER'S DISCRETION.

KEY TO SITE PLAN

- CONTRACTOR STAGING AREA. SHARED WITH VA AND OTHER CONTRACTORS.
- CONSTRUCTION AREA
- REEROOFING PROJECT STAGING AREA. COORDINATE WITH PROJECT ENGINEER

SITE PLAN
1"=60'-0"



Dept. of Veterans Affairs
Medical Center
2101 Elm Street North
Fargo, ND 58102

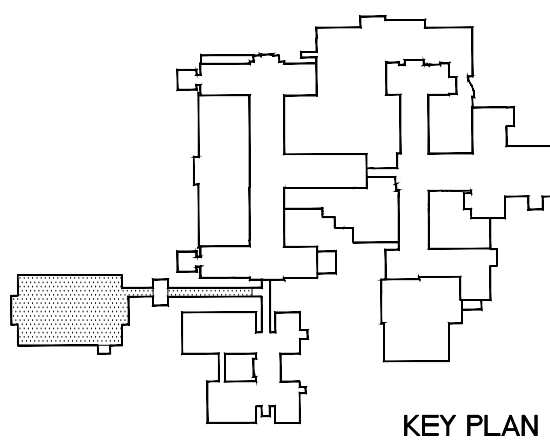


IMAGE GROUP INC.
403 CENTER AVENUE, SUITE 300
MOORHEAD, MN 56560

I hereby certify that this plan specification, or report was prepared by me or under my direct supervision, and that I am duly Registered Architect under the laws of the State of North Dakota.

Robert M. Munn

Date: 1/13/2012 Reg. No. 378




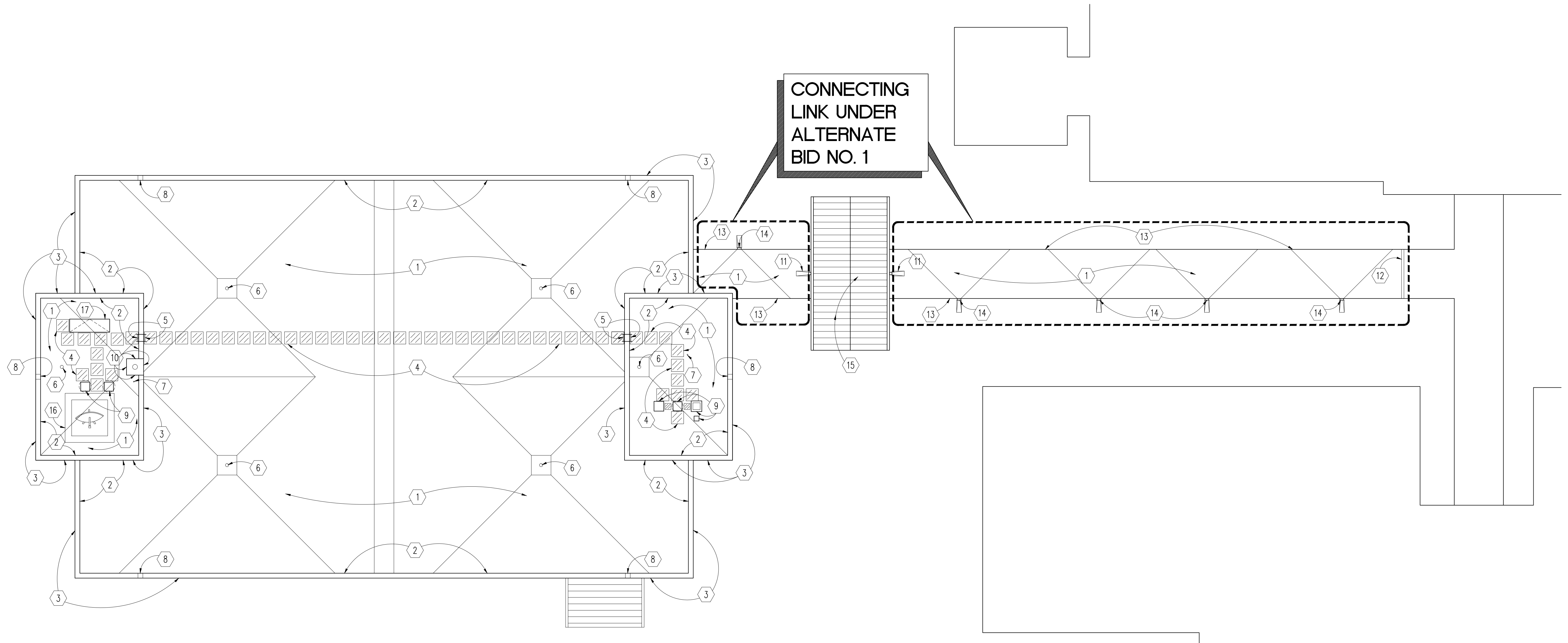
Drawing Title COVER SHEET		Project Title REPLACE ROOF ON BUILDING 40 AND CONNECTING LINK		Date JANUARY 13, 2012
VA Project No. 437-11-RO2		Contract No. VA 263-P-1217 VA 263-C-	Designed By RM	Checked By RM
Building No. 40		AutoCAD File Name COVER	Drawn By KS	Drawing No. X1
		Location VA MEDICAL CENTER FARGO, ND		Dwg. 1 of 3





1. REMOVE BALLAST AND EPDM ROOFING. EXISTING TAPERED RIDG INSULATION & COVER BOARD TO REMAIN. PROTECT FROM DAMAGE.
2. REMOVE EPDM BASE FLASHING & EPDM COPING FLASHING OR SURFACE MTD. PREFIN. METAL COUNTER FLASHING WHERE OCCURS.
3. REMOVE PREFIN. METAL COPING & HOLD DOWN CLIPS.
4. REMOVE CONC. WALKWAY PAVERS.
5. REMOVE LADDER. SALVAGE FOR REUSE.
6. ROOF DRAIN REMAINS. REMOVE STRAINER & CLAMPING RING AS REQUIRED FOR REROOFING.
7. REMOVE V.T.R. PREMOLED FLASHING COLLAR.
8. REMOVE EPDM FLASHING & METAL THROUGH WALL SLEEVE AT OVERFLOW SCUPPER.
9. REMOVE EPDM FLASHING AT EQUIPMENT CURB.
10. REMOVE CONDUIT SUPPORT & DIGITAL CAMERA. TURN OVER TO OWNER.
11. REMOVE CONC. SPLASH BLOCK. SALVAGE FOR REUSE.
12. REMOVE PREMOLED EXPANSION JOINT ROOF COVER.
13. REMOVE PREFIN. METAL GRAVEL STOP AND FASCIA.
14. REMOVE PREFIN. METAL COLLECTOR BOX.
15. PREFIN. STANDING SEAM METAL ROOF REMAINS. NOT TO BE INCLUDED IN WORK.
16. REMOVE SATELLITE DISH & BALLAST SYSTEM. SALVAGE FOR REUSE. PROVIDE TEMPORARY DISH INSTALLATION ON SITE & TIE INTO EXISTING FEED BEFORE DISCONNECTING & REMOVING EXISTING DISH FOR REROOFING. COORDINATE LOCATION WITH PROJECT ENGINEER. NO WORK ON OR AROUND FEBRUARY 7, APRIL 10, JUNE 11-15 AND SEPTEMBER 4, 2012. CHECK WITH VA FOR AVAILABILITY.
17. REMOVE EPDM FLASHING AT ROOF HATCH CURB.
18. REMOVE EPDM BASE FLASHING AND BOTTOM SECTION OF PREFIN. METAL COUNTER FLASHING AT CHIMNEY.

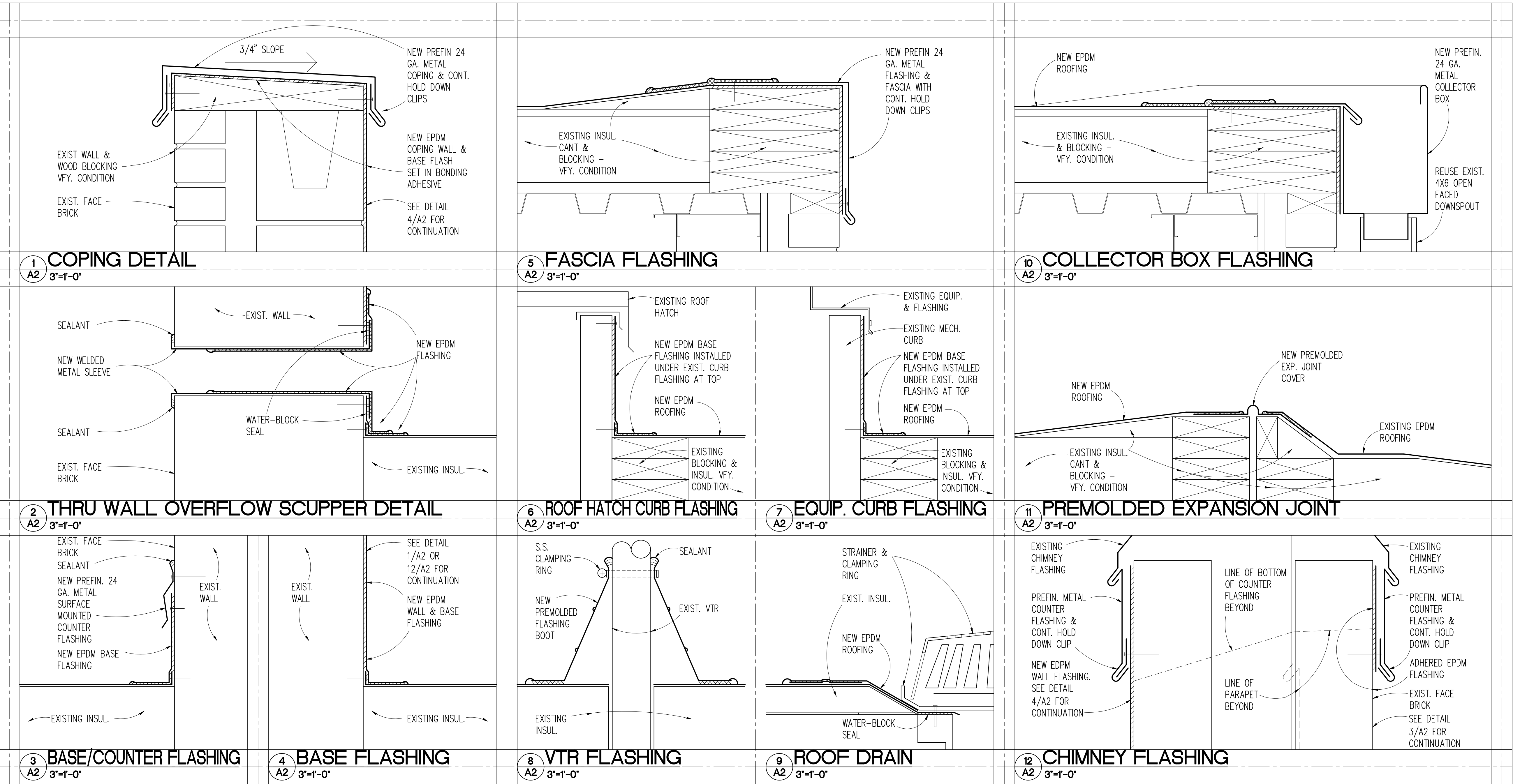
Drawing Title ROOF DEMOLITION PLAN		Project Title REPLACE ROOF ON BUILDING 40 AND CONNECTING LINK		Date JANUARY 13, 2012	 Department of Veterans Affairs
VA Project No. 437-11-RO2		Contract No. VA 263-P-1217 VA 263-C-		3/32"x1'-0"	
Designed By RM		Checked By RM		Drawn By KS	
Building No. 40		AutoCAD File Name ROOF PLAN		Drawing No. A1	
		Location VA MEDICAL CENTER FARGO, ND		Dwg. 2 of 3	



ROOF PLAN
3/32"-1'-0"

ROOF NOTES

- 1 ADHERED/MECHANICALLY ANCHORED EPDM ROOF SYSTEM ON EXISTING TAPERED RIGID INSULATION & COVER BOARD.
- 2 EPDM BASE FLASHING, EPDM COPING FLASHING OR SURFACE MTD. PREFIN. METAL COUNTER FLASHING WHERE OCCURS. SEE DETAILS 3/A2 OR 4/A2
- 3 PREFIN. METAL COPING & HOLD DOWN CLIPS. SEE DETAIL 1/A2
- 4 RUBBER WALKWAY PADS.
- 5 INSTALL SALVAGED LADDER.
- 6 EPDM FLASHING TO EXISTING ROOF DRAIN. REINSTALL STRAINER & CLAMPING RING. SEE DETAIL 9/A2
- 7 V.T.R. FLASHING COLLAR. SEE DETAIL 8/A2
- 8 EPDM FLASHING & METAL THROUGH WALL SLEEVE AT OVERFLOW SCUPPER. SEE DETAIL 2/A2
- 9 EPDM FLASHING AT EQUIPMENT CURB. SEE DETAILS 7/A2
- 10 EPDM BASE FLASHING & PREFINISHED METAL COUNTER FLASHING AT CHIMNEY. SEE DETAILS 4/A2 & 12/A2
- 11 INSTALL SALVAGED CONC. SPLASH BLOCK.
- 12 PREMOLDED EXPANSION JOINT COVER. SEE DETAIL 11/A2
- 13 PREFIN. METAL FLASHING AND FASCIA. SEE DETAIL 5/A2
- 14 PREFIN. METAL COLLECTOR BOX. SEE DETAIL 10/A2
- 15 EXISTING STANDING SEAM METAL ROOF. PATCH TO MATCH WHERE DAMAGED BY ADJACENT REROOFING WORK.
- 16 INSTALL SALVAGED SATELLITE DISH & BALLAST SYSTEM. RECONNECT & CONFIRM OPERATION BEFORE REMOVING TEMPORARY DISH FROM SITE. NO WORK ON OR AROUND FEBRUARY 7, APRIL 10, JUNE 11-15 AND SEPTEMBER 4, 2012. CHECK WITH VA FOR AVAILABILITY.
- 17 EPDM FLASHING AT ROOF HATCH CURB. SEE DETAIL 6/A2

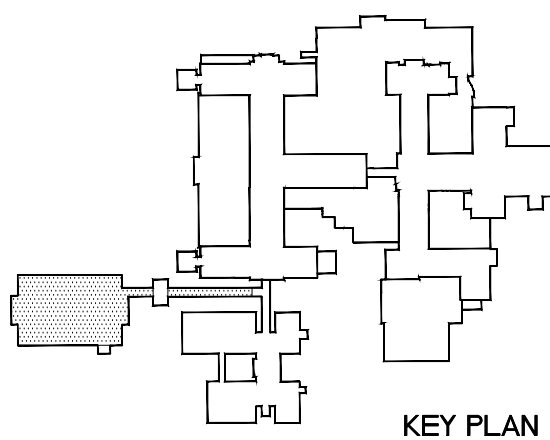


Dept. of Veterans Affairs
Medical Center
2101 Elm Street North
Fargo, ND 58102



IMAGE GROUP INC.
403 CENTER AVENUE, SUITE 300
MOORHEAD, MN 56560

I hereby certify that this plan specification, or report was prepared by me or under my direct supervision, and that I am duly Registered Architect under the laws of the State of North Dakota.
Date: 1/13/2012 Reg. No. 378



Drawing Title ROOF PLAN AND DETAILS		Project Title REPLACE ROOF ON BUILDING 40 AND CONNECTING LINK		Date JANUARY 13, 2012	
VA Project No. 437-11-RO2		Contract No. VA 263-P-1217 VA 263-C-		AS SHOWN	
Building No. 40		Designed By RM	Checked By RM	Drawn By KS	Drawing No. A2
AutoCAD File Name ROOF PLAN		Location VA MEDICAL CENTER FARGO, ND		Dwg. 3 of 3	

