

FLOOR PLAN
NOT TO SCALE

LEGEND



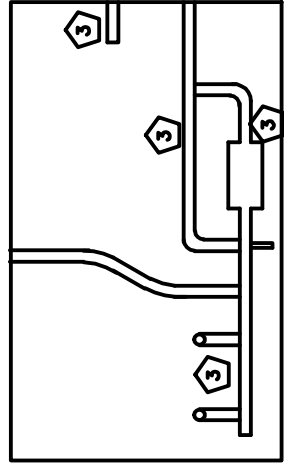
INDICATES ELEVATION



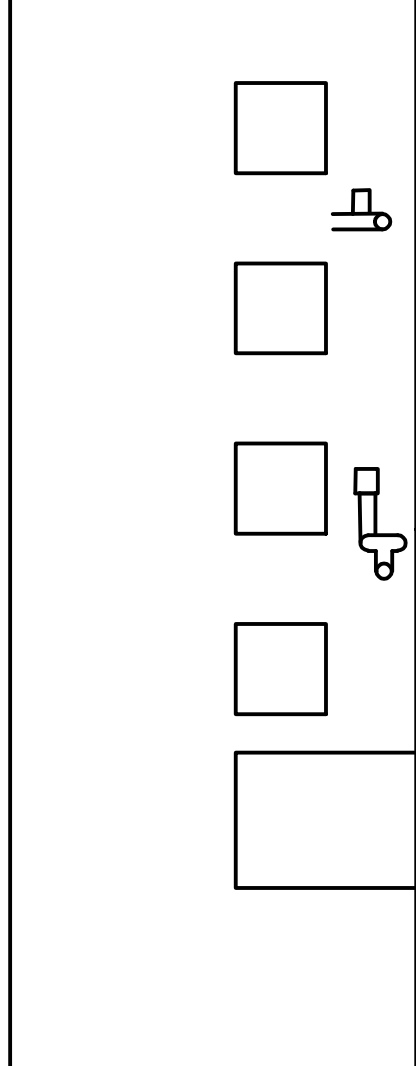
INDICATES PICTURE OF EQUIPMENT

- NON-DEMOLITION ITEMS**
- 1. COMPRESSOR
 - 2. INSULATION PANELS & TRANSDUCERS
 - 3. HEATING CONTROL RACK
 - 4. EXHAUST FAN
 - 5. GAS AND TEMPERATURE MONITOR
 - 6. HEATER (GAS HEAT)
 - 7. CONTROLS
 - 8. HEATER (GAS HEAT)
 - 9. WATER PUMP/STATION WITH WATER FILTERS & LINES

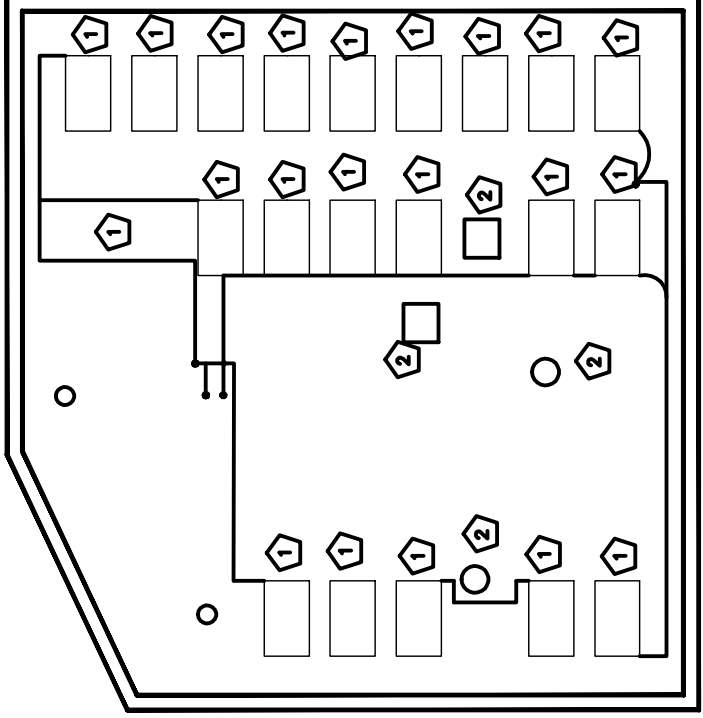
- NON-DEMOLITION NOTES**
- 1. KEEP SOLAR COLLECTOR MOUNTING BRACKET
 - 2. KEEP EXHAUST HOOD AND THERMAL UNIT STACKS
 - 3. KEEP GATE VALVES AND INSULATION WITH JACKET



ELEVATION " A " STEAM CONNECTION
NOT TO SCALE



ELEVATION " B " WATER CONNECTION
NOT TO SCALE



ROOF PLAN
NOT TO SCALE



PICTURE NO. 1




PICTURE NO. 2



PICTURE NO. 3



PICTURE NO. 4




PICTURE NO. 5



PICTURE NO. 6



PICTURE NO. 7




PICTURE NO. 8



PICTURE NO. 9

NOTE: THE RESIDENT ENGINEER MUST BE NOTIFIED 24 HOURS IN ADVANCE OF ANY COMPROMISE TO THE INTEGRITY OF THE BUILDING OR ITS SYSTEMS. A COPY OF THE INTERIM LIFE SAFETY DURING CONSTRUCTION

REVISION



DATE: 8/17/2011
PROJECT: 871-11-711
DRAWING NO.: A-1
PAGE: 1 OF 2

Project Title	Equipment Removal
Non-demolition Items	Equipment Number: 2
Equipment Class of Equipment	Equipment Class: R-2000
Equipment Manufacturer	Equipment Manufacturer: R-2000

Equipment	Manufacturer	Model	Serial	Location
Equipment 1	Manufacturer 1	Model 1	Serial 1	Location 1
Equipment 2	Manufacturer 2	Model 2	Serial 2	Location 2
Equipment 3	Manufacturer 3	Model 3	Serial 3	Location 3
Equipment 4	Manufacturer 4	Model 4	Serial 4	Location 4
Equipment 5	Manufacturer 5	Model 5	Serial 5	Location 5
Equipment 6	Manufacturer 6	Model 6	Serial 6	Location 6
Equipment 7	Manufacturer 7	Model 7	Serial 7	Location 7
Equipment 8	Manufacturer 8	Model 8	Serial 8	Location 8
Equipment 9	Manufacturer 9	Model 9	Serial 9	Location 9
Equipment 10	Manufacturer 10	Model 10	Serial 10	Location 10