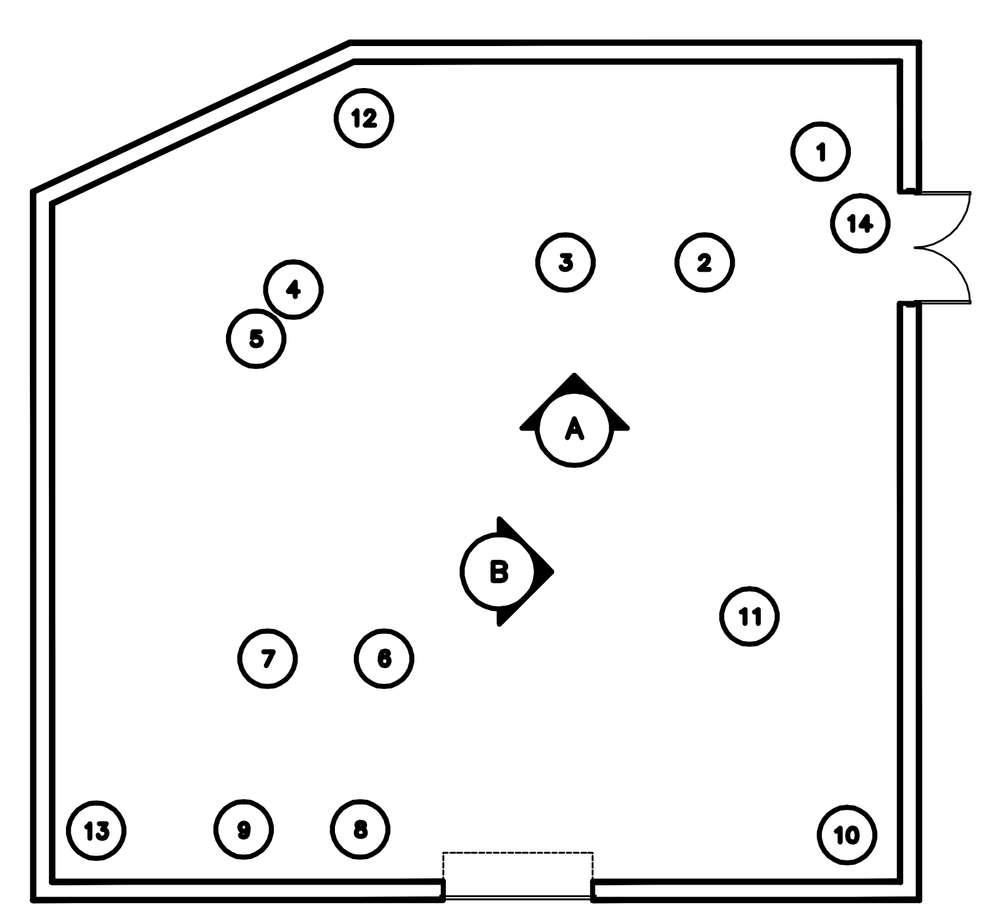

FLOOR PLAN
NOT TO SCALE

DEMOLITION ITEMS

1	REHEAT TANK
2	STEAM GENERATOR 2
3	STEAM GENERATOR 1
4	THERMAL FLUID TANK
5	COLD SEAL TANK (PATCH HOLE IN CEILING)
6	THERMAL HEATER 1 (ENTIRE ASSEMBLY)
7	THERMAL HEATER 2 (ENTIRE ASSEMBLY)
8	TH 1 CONTROLLER
9	TH 2 CONTROLLER
10	CONDENSATE TANK
11	DEAERATOR TANK
12	BLOW DOWN (PATCH CEILING)
13	EXHAUST FAN (HIGH)
14	CONTROL BOX
15	SOLAR EXCHANGE TANK

LEGEND

(A) INDICATES ELEVATION

(15) INDICATES PICTURE OF EQUIPMENT

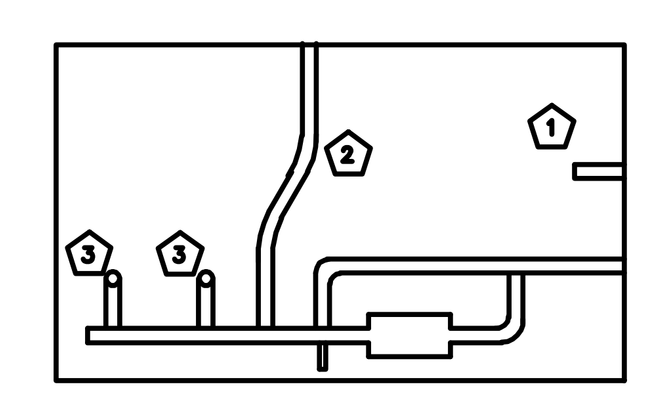

ELEVATION " A "STEAM CONNECTION
NOT TO SCALE

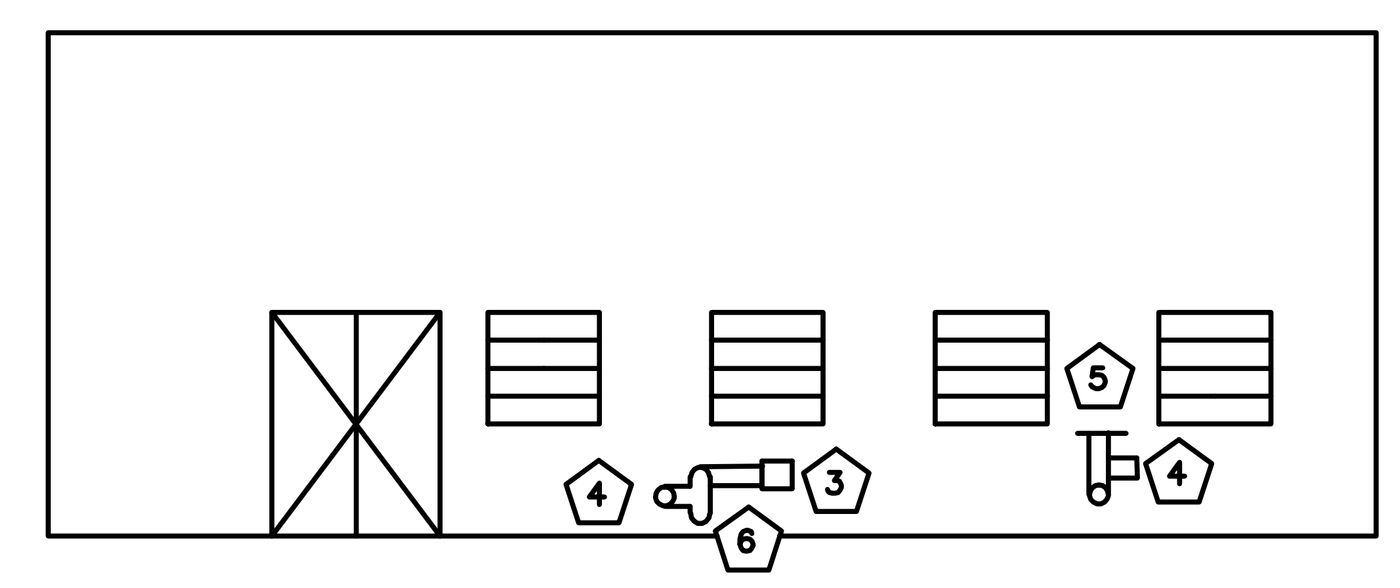

ELEVATION " B " WATER CONNECTION
NOT TO SCALE

DEMOLITION NOTES

1. END CONDENSATE LINE AND INSTALL BLIND FLANGE
2. WELD CLOSE ALL OPENINGS FROM REMOVED EXHAUST LINES
3. INSTALL BLIND FLANGE AT GATE VALVE
4. REMOVE ALL CONNECTS THIS POINT AND CAP
5. KEEP AND PROTECT ALL LINES FROM THIS POINT
6. DOUBLE CHECK VALVE ASSEMBLE TO REMAIN
7. REMOVE SOLAR COLLECTORS ALONG WITH ALL PIPING AND VERTICAL SUPPORTS
8. REMOVE AND PATCH CEILING

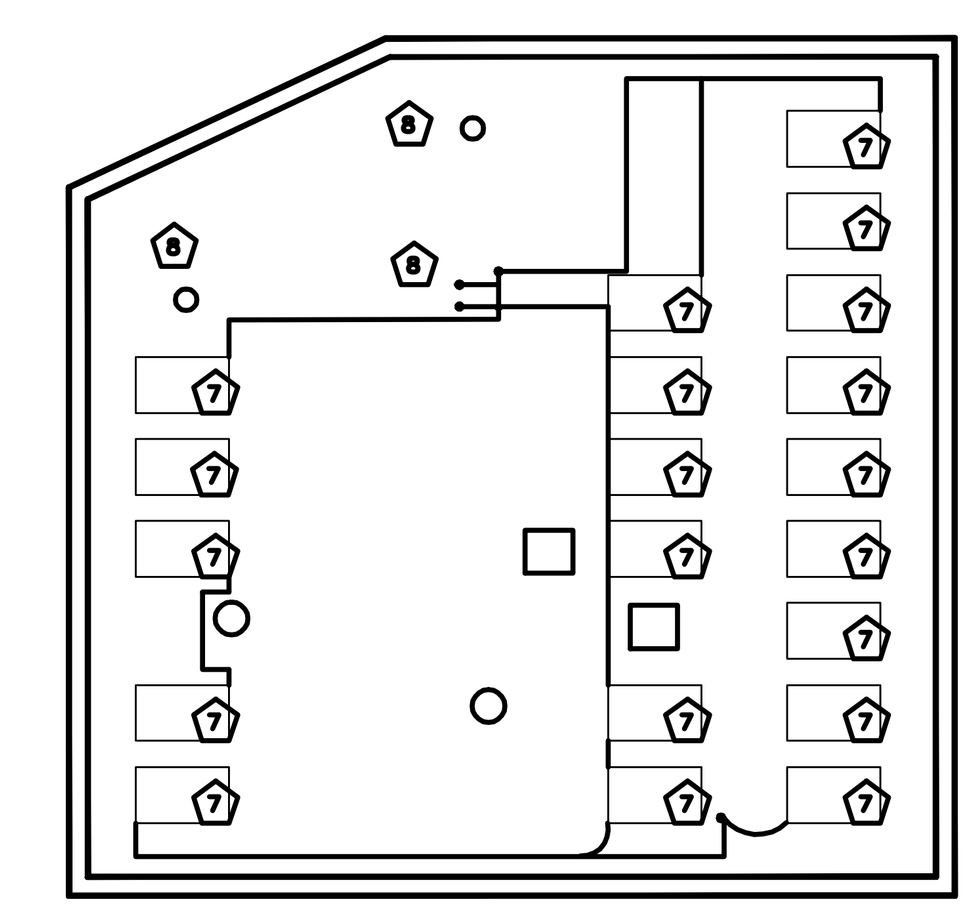

ROOF PLAN
NOT TO SCALE



PICTURE NO. 1



PICTURE NO. 2

PICTURE NO. 3



PICTURE NO. 4

PICTURE NO. 5

PICTURE NO. 6

PICTURE NO. 7

PICTURE NO. 8

PICTURE NO. 9

PICTURE NO. 10



PICTURE NO. 11

PICTURE NO. 12



PICTURE NO. 13

PICTURE NO. 15

NOTE: THE RESIDENT ENGINEER MUST BE NOTIFIED 24 HOURS IN ADVANCE OF ANY COMPROMISE IN THE FIRE SUPPRESSION OR SMOKE DETECTION SYSTEMS. A COPY OF THE INTERIM LIFE SAFETY MEASURED MUST BE OBTAINED AND FOLLOWED DURING CONSTRUCTION

Revisions	Date

Drawing Title: **Demolition**

Project Title: **Equipment Removal**

Building Number: 2 | Checked: | Drawing: R.Dev.

Location: Audie L. Murphy Memorial Veterans Hospital San Antonio, Texas

Date: 10/17/2011

Project No.: 671-11-711

DRAWING NO.: D-1

Dwg 2 of 2

Office Of Facilities

Department of Veterans Affairs