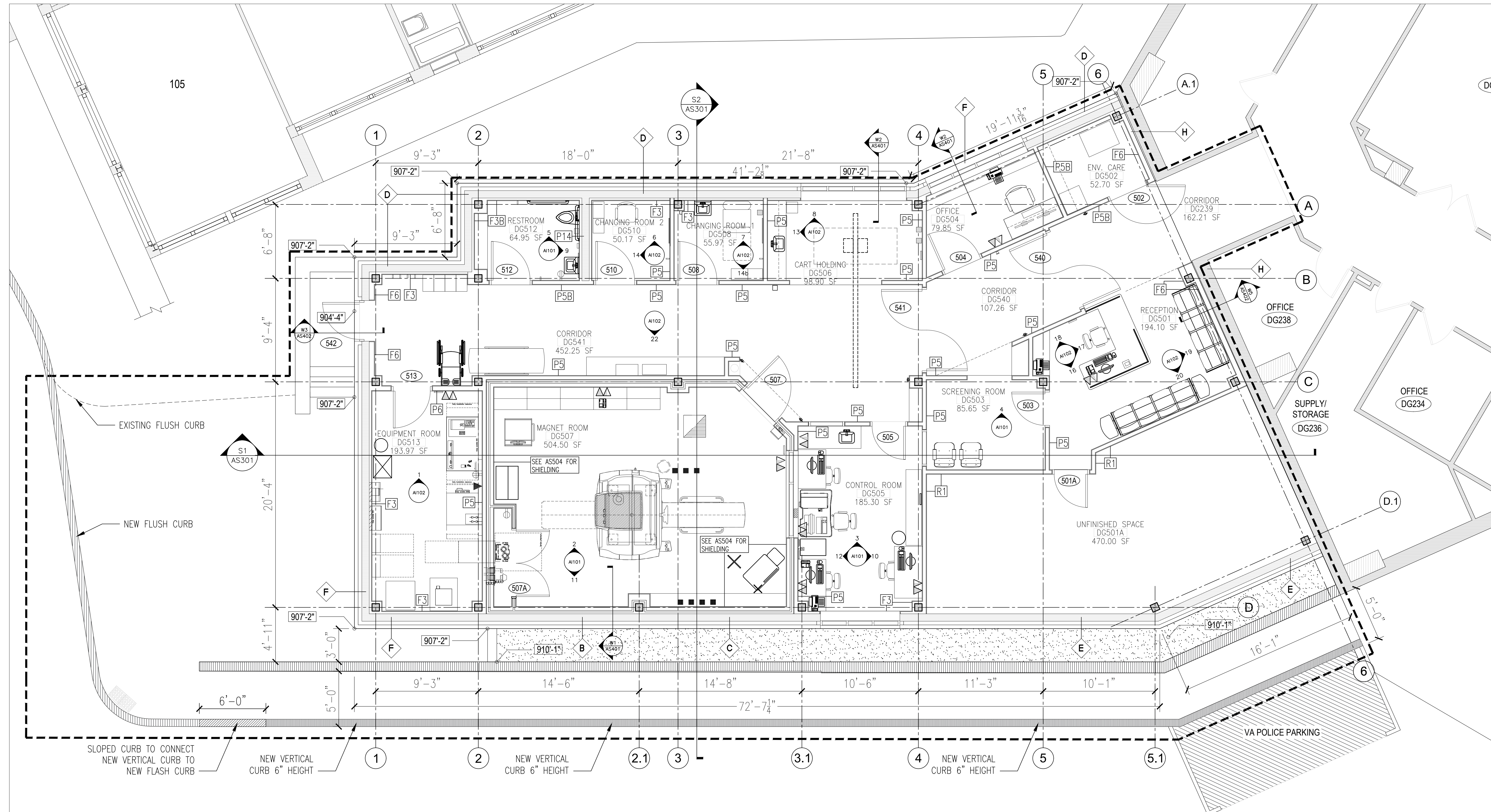


three eighths inch = one foot
one eighth inch = one foot
one quarter inch = one foot
one half inch = one foot
three quarters inch = one foot
one inch = one foot
two inches = one foot
three inches = one foot
four inches = one foot
five inches = one foot
six inches = one foot
seven inches = one foot
eight inches = one foot
nine inches = one foot
ten inches = one foot
eleven inches = one foot
twelve inches = one foot
thirteen inches = one foot
fourteen inches = one foot
fifteen inches = one foot
sixteen inches = one foot
seventeen inches = one foot
eighteen inches = one foot
nineteen inches = one foot
twenty inches = one foot
twenty one inches = one foot
twenty two inches = one foot
twenty three inches = one foot
twenty four inches = one foot
twenty five inches = one foot
twenty six inches = one foot
twenty seven inches = one foot
twenty eight inches = one foot
twenty nine inches = one foot
thirty inches = one foot
thirty one inches = one foot
thirty two inches = one foot
thirty three inches = one foot
thirty four inches = one foot
thirty five inches = one foot
thirty six inches = one foot
thirty seven inches = one foot
thirty eight inches = one foot
thirty nine inches = one foot
forty inches = one foot
forty one inches = one foot
forty two inches = one foot
forty three inches = one foot
forty four inches = one foot
forty five inches = one foot
forty six inches = one foot
forty seven inches = one foot
forty eight inches = one foot
forty nine inches = one foot
fifty inches = one foot
fifty one inches = one foot
fifty two inches = one foot
fifty three inches = one foot
fifty four inches = one foot
fifty five inches = one foot
fifty six inches = one foot
fifty seven inches = one foot
fifty eight inches = one foot
fifty nine inches = one foot
sixty inches = one foot
sixty one inches = one foot
sixty two inches = one foot
sixty three inches = one foot
sixty four inches = one foot
sixty five inches = one foot
sixty six inches = one foot
sixty seven inches = one foot
sixty eight inches = one foot
sixty nine inches = one foot
seventy inches = one foot
seventy one inches = one foot
seventy two inches = one foot
seventy three inches = one foot
seventy four inches = one foot
seventy five inches = one foot
seventy six inches = one foot
seventy seven inches = one foot
seventy eight inches = one foot
seventy nine inches = one foot
eighty inches = one foot
eighty one inches = one foot
eighty two inches = one foot
eighty three inches = one foot
eighty four inches = one foot
eighty five inches = one foot
eighty six inches = one foot
eighty seven inches = one foot
eighty eight inches = one foot
eighty nine inches = one foot
ninety inches = one foot
ninety one inches = one foot
ninety two inches = one foot
ninety three inches = one foot
ninety four inches = one foot
ninety five inches = one foot
ninety six inches = one foot
ninety seven inches = one foot
ninety eight inches = one foot
ninety nine inches = one foot
one hundred inches = one foot



GENERAL NOTES

- EXISTING BUILDING PLANS HAVE BEEN SHOWN ACCORDING TO ORIGINAL CONSTRUCTION DOCUMENTS AND FIELD NOTES AND MEASUREMENTS. EXISTING CONDITIONS AND DIMENSIONS SHALL BE FIELD VERIFIED BY CONTRACTORS AND DISCREPANCIES REPORTED TO THE ARCHITECT PRIOR TO FRAMING.
- EXISTING WALLS, PARTITIONS, FLOOR LINES AND DOORS AND FRAMES THAT REMAIN ARE SHOWN IN CONTINUOUS LINE WEIGHT. THESE AND EXISTING FLOOR AND WALL FINISHES THAT ARE SCHEDULED TO REMAIN SHALL BE PROTECTED FROM DAMAGE DURING DEMOLITION AND CONSTRUCTION. ANY SUCH EXISTING CONDITIONS WHICH ARE DAMAGED OR BECOME UNSTABLE DUE TO OTHER DEMOLITION SHALL BE REPLACED AT NO COST TO OWNER WITH NEW CONSTRUCTION TO MATCH.
- CC SHALL PROVIDE AND MAINTAIN APPROPRIATE BARRICADES AND SAFETY MEASURES IN AREAS OF CONSTRUCTION AT ALL TIMES.
- ALL CUTTING AND PATCHING SHALL BE THE RESPONSIBILITY OF EACH SUBCONTRACTOR UNLESS OTHERWISE STIPULATED BY OR ARRANGED WITH THE GC.
- ALL EXISTING WALLS, PATCH FLUSH TO REPAIR EXISTING HOLES, DAMAGED AREAS AND WHERE WALLS WERE PREVIOUSLY REMOVED, OR UTILITY MODIFICATIONS WERE PERFORMED, PROVIDE NEW FINISHES PER SCHEDULE.
- PROVIDE CORNER GUARDS AT ALL OUTSIDE CORNERS AND END WALLS.
- PROVIDE GYPSUM BOARD CONTROL JOINTS AT ALL LOCATIONS WHERE NEW WALL SURFACE MEETS EXISTING TO REMAIN.
- ALL DIMENSIONS ARE TO FACE OF STUD. AT NEW WALL CONSTRUCTION OR FACE OF EXISTING WALL SURFACE TO REMAIN UNLESS NOTED OTHERWISE.
- ALL DIMENSIONS NOTED TO BE VERIFIED SHALL BE VERIFIED ON SITE BY THE CONTRACTOR AND REPORTED TO THE ARCHITECT FOR CONFIRMATION PRIOR TO FRAMING OF WALLS.
- DIMENSIONS NOTED AS CLEAR OR CL'R ARE FINAL FINISHED WALL SURFACE TO FINAL FINISHED WALL SURFACE, SEE FINISH SCHEDULE AND VERIFY FINAL FINISH OF WALL PRIOR TO FRAMING.
- GC SHALL INFILL ALL PRE-EXISTING FLOOR PENETRATIONS AND ALL PIPE AND DUCT OPENINGS FROM REMOVALS.
- GC TO PROVIDE ALL IN WALL SUPPORT BACKING FOR WALL MOUNTING ITEMS SHOWN AS WELL AS GC DRAWING ON GE HEALTHCARE MRI SITE PLANNING DRAWINGS C1, A1, S1, S2, E1, E2, E3, M1, D1 & D2.
- PROVIDE FLOOR LEVELNESS PER THE GE HEALTHCARE MRI SITE PLANNING DRAWING S2.

NOTE:
FOR WALL TYPES SEE A4/AS501

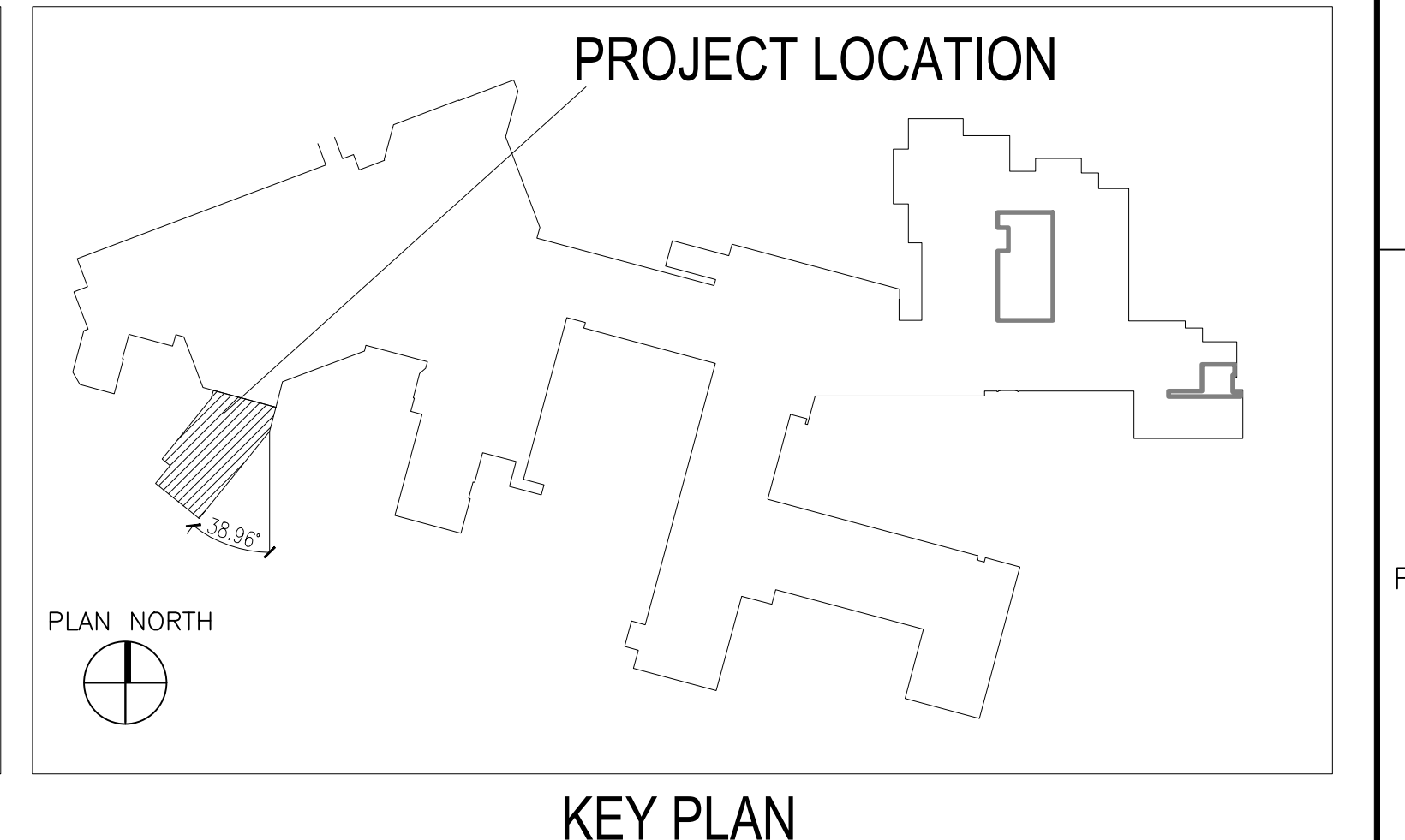
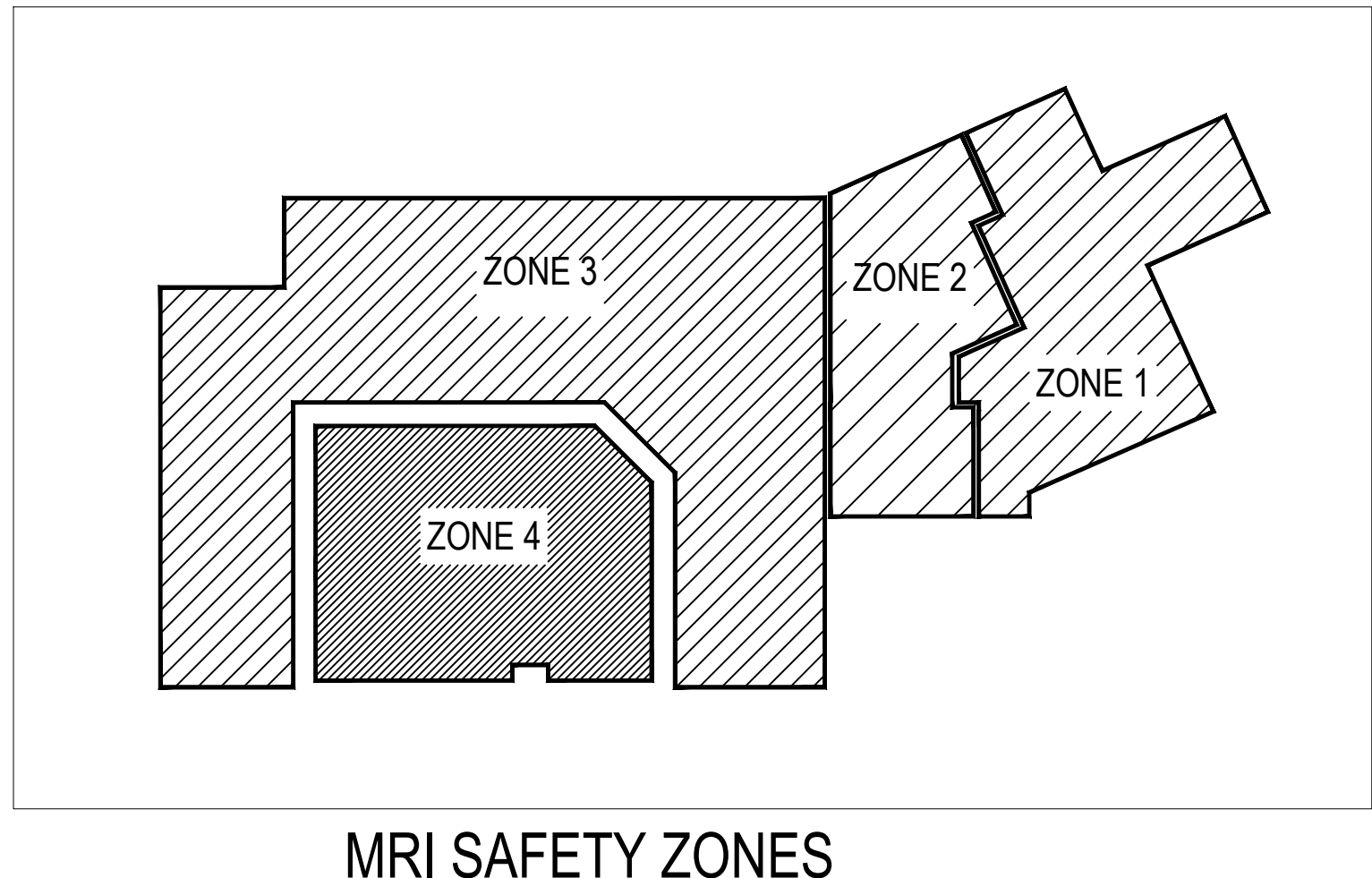
----- SCOPE OF WORK

WALL TYPES:

P5	REFER TO DETAIL B1/AS901	A
P5B	REFER TO DETAIL B3/AS901	B
P6	REFER TO DETAIL C1/AS901	C
F6	REFER TO DETAIL B5/AS901	D
F3	REFER TO DETAIL B7/AS901	E
F3B	REFER TO DETAIL B9/AS901	F
F14	REFER TO DETAIL F4/AS901	F
R1	REFER TO DETAIL C9/AS901	G

REFER TO DETAIL A4/AS501

A1 ARCHITECTURAL NEW PLAN
SCALE: 1/4" = 1'-0"



MRI SAFETY ZONES

KEY PLAN

100% CONSTRUCTION DOCUMENTS

CONSULTANTS: <div><div><div>BWBR Architects 1241 John Q. Hammons Drive Suite 503 Madison, WI 53717</div><div>GRAEF 5126 W. Terrace Drive Suite 111 Madison, WI 53718</div><div>The Concord Group 55 E. Monroe Street Suite 2850 Chicago, IL 60603</div></div><div><div>Ring & DuChateau, LLP 17400 W. Capitol Drive Brookfield, WI 53045</div><div>Environmental Management Consulting, Inc. W7748 County Highway V Lake Mills, WI 53551</div></div></div>	ARCHITECT/ENGINEERS: <div><div>13100 watertown plank road suite 200 elm grove, wi 53122</div><div>nagel architects</div><div>Nagel Architects Project Number: 151102</div></div>	<div>Drawing Title ARCHITECTURAL NEW PLAN</div> <div>Approved: Project Director - -</div>	<div>Project Title CONSTRUCT MRI SUITE</div> <div>Location William S. Middleton Memorial VA, Madison WI</div> <div>Date 09/26/2016</div> <div>Checked - -</div> <div>Drawn RFG</div>	<div>Project Number 607-CSI-104</div> <div>Building Number Bldg 1 New Addition</div> <div>Drawing Number AS101</div> <div>Dwg. of 89</div>	<div>Office of Construction and Facilities Management</div> <div>Department of Veterans Affairs</div>
--	---	--	---	---	---