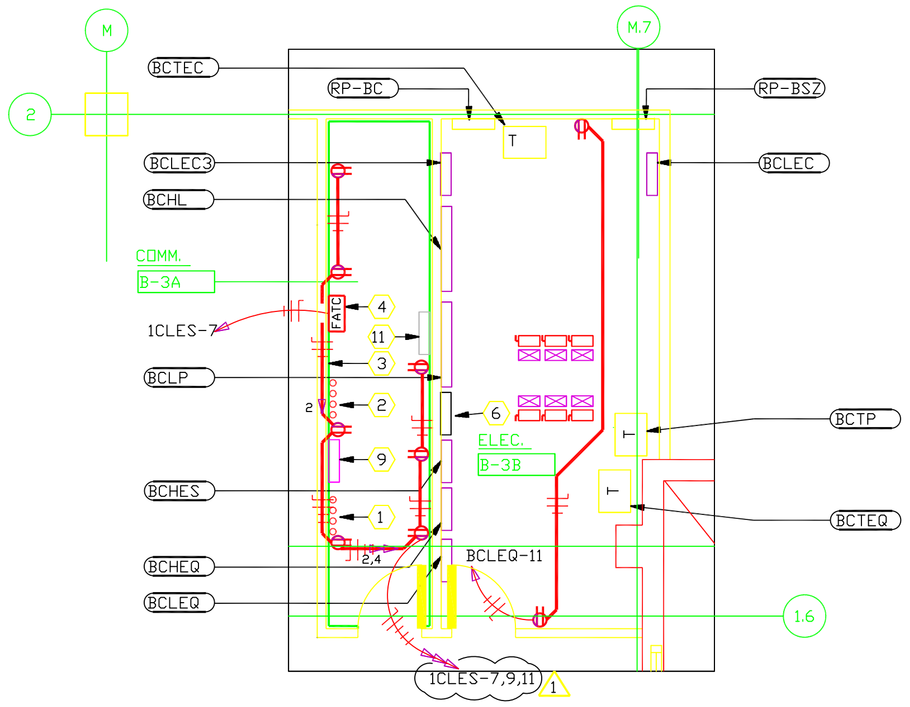

1 ELECTRICAL AND COMM. ROOMS B-3A, B-3B

2-E203 SCALE : 1/4"=1'-0" RFI 1608 STUB-UPS

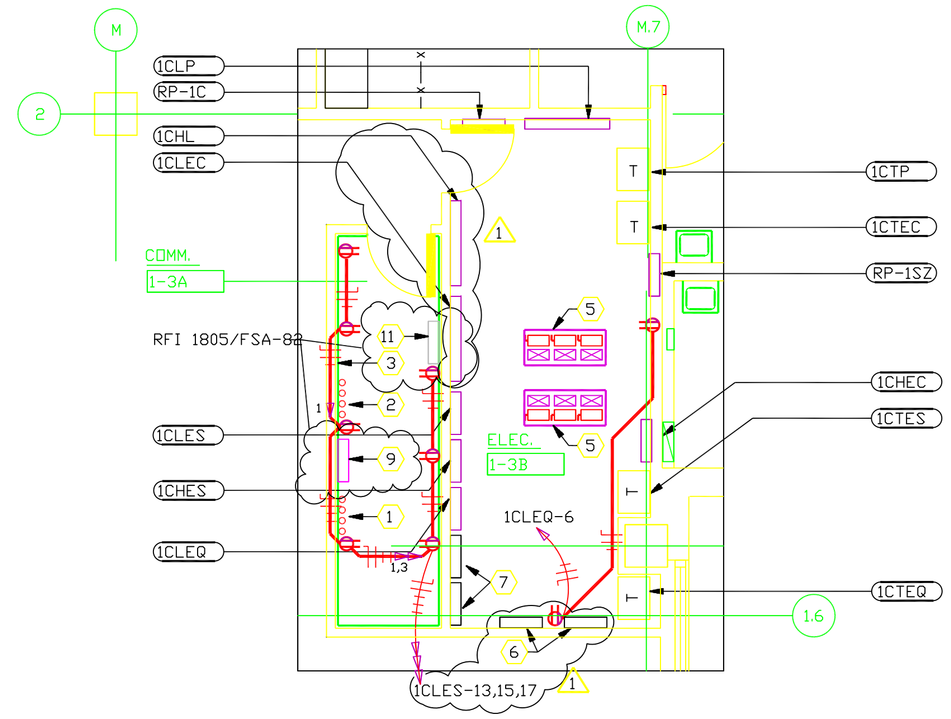

2 ELECTRICAL AND COMM. ROOMS 1-3A, 1-3B

2-E203 SCALE : 1/4"=1'-0"

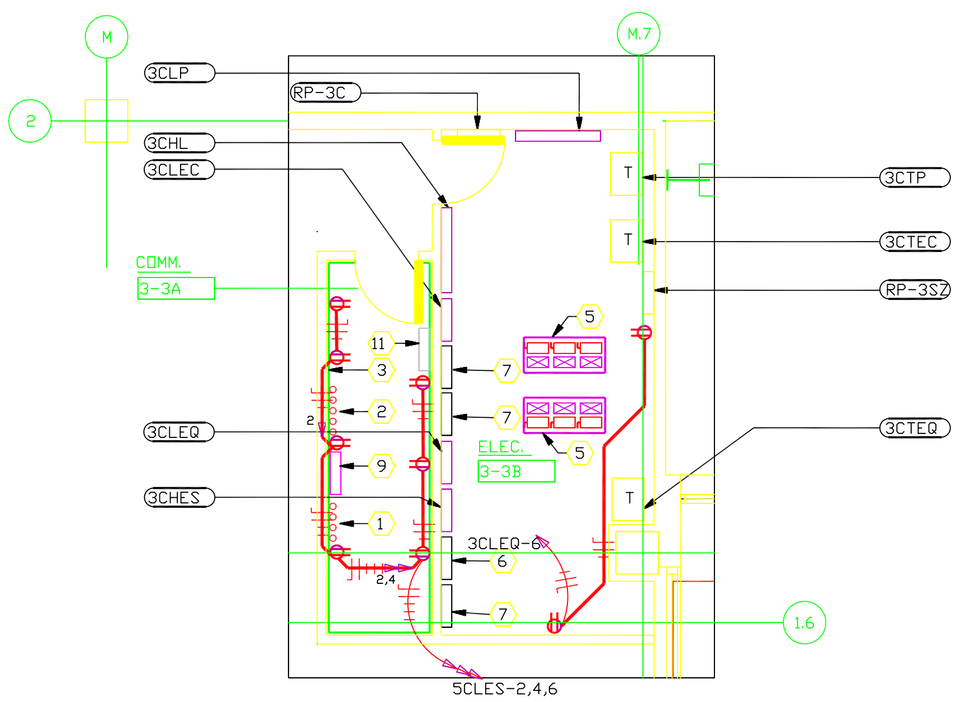

3 ELECTRICAL AND COMM. ROOMS 3-3A, 3-3B

2-E203 SCALE : 1/4"=1'-0"

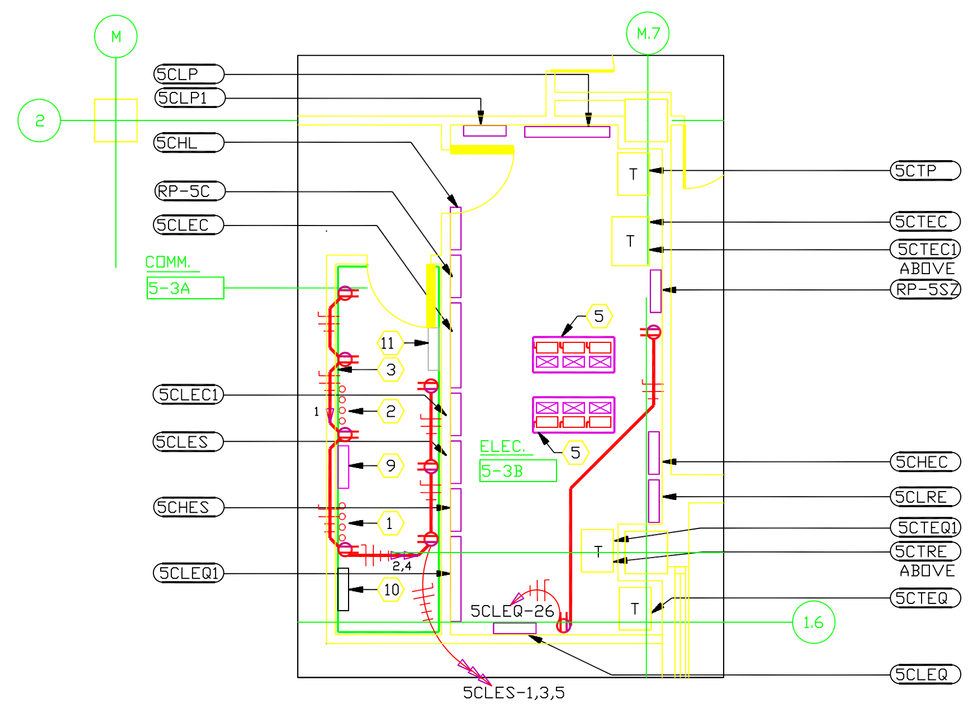

4 ELECTRICAL AND COMM. ROOMS 5-3A, 5-3B

2-E203 SCALE : 1/4"=1'-0"

NOTES BY SYMBOL ( )

NOTE	DESCRIPTION
1	SLEEVES FOR 4" CONDUIT FOR TELEPHONE/ INTERCOMMUNICATIONS.
2	TWO 4" CONDUITS FOR FIRE ALARM SYSTEM.
3	PLYWOOD BACKBOARD LINING ENTIRE ROOM.
4	FIRE ALARM TRANSPONDER CABINET.
5	BUS DUCT RISER WITH FUSED PLUG-IN CIRCUIT BREAKER
6	SPACE FOR FUTURE NORMAL POWER.
7	SPACE FOR FUTURE ESSENTIAL POWER.
8	TRANSFORMER ON WALL 48" A.F.F. MINIMUM.
9	PAGING SYSTEM CABINET.
10	MATV CABINET.
11	NURSE CALL CABINET.

PANELBOARD DESIGNATION SCHEME

3ALP1

3 A L P 1

- SEQUENCE No. AS REQUIRED
- POWER SYSTEM
  - ES = LIFE SAFETY
  - EC = CRITICAL
  - EQ = EQUIPMENT
  - L = LIGHTING (NORMAL)
  - P = POWER (NORMAL)
  - M = MECHANICAL (NORMAL)
  - R = RADIOLOGY (NORMAL)
  - RE = RADIOLOGY (ESSENTIAL)
- PANEL VOLTAGE / TRANSFORMER
  - H = 277/480 VOLTS
  - L = 120/208 VOLTS
  - T = TRANSFORMER
- RISER
  - A, B, C, D, E, F, G
- BUILDING LEVEL
  - B, 1, 3, 5

LIGHTING RELAY PANEL DESIGNATION

RP5A1

RP 5 A 1

- SEQUENCE No. AS REQUIRED
- RISER
- BUILDING LEVEL
- RELAY PANEL

FULLY SPRINKLERED

RECORD DRAWINGS

THE INFORMATION SHOWN ON THESE DRAWINGS HAS BEEN BASED ON DOCUMENTS PROVIDED BY THE VETERANS AFFAIRS RESIDENT ENGINEER OFFICE. THE ARCHITECT/ENGINEER OF RECORD HAS NOT VERIFIED THE ACCURACY AND/OR COMPLETENESS OF THIS INFORMATION AND SHALL NOT BE RESPONSIBLE FOR ANY ERRORS OR OMISSIONS WHICH MAY BE INCORPORATED HEREIN AS A RESULT.

Revisions	Date
1 COORDINATION	8-16-93

0 4' 8' 12'
SCALE: 1/4 INCH = 1 FOOT

KEY PLAN: A.1, A.2, A.3, B.1, B.2, B.3, B.4, C.1

DAHL BRADEN PTM, INC.
F&S PARTNERS INC.
A JOINT VENTURE
1825 MARKET CENTER BLVD.
DALLAS, TEXAS 75207-3332
(214) 748-7337 FAX (214) 748-2284

STRUCTURAL ENGINEER
EDWARD L. WILSON, JR
CONSULTING ENGINEERS
2909 MAPLE AVENUE
DALLAS, TEXAS 75201
(214) 871-8801

M.E.P. & CIVIL ENGINEERS
YANDELL, HILLER, & CO, INC.
512 MAIN ST., SUITE 1500
FORT WORTH, TEXAS 76102-3922
(817) 335-3000 FAX (817) 335-1025

Drawing Title: ELECTRICAL AND SIGNAL PLANS SERVICE BAY 3

Approved: Area Project Manager

Project Title: CLINICAL ADDITIONCOCO - 005

Date: 07/20/93 | DB/PTM 239.009 FS8917.00

Project No. 549-085

Building Number: 2 | Checked: CMC | Drawn: JG

Location: VA MEDICAL CENTER, DALLAS, TEXAS

DRAWING NO. 2-E203R

Dwg. Of

Office of Facilities

Department of Veterans Affairs

VA FORM 08-6231A, JAN 1990

$$$$DATE$$$ $TIME
AUDIT
OVERLAY
%SCREEN /COLOR