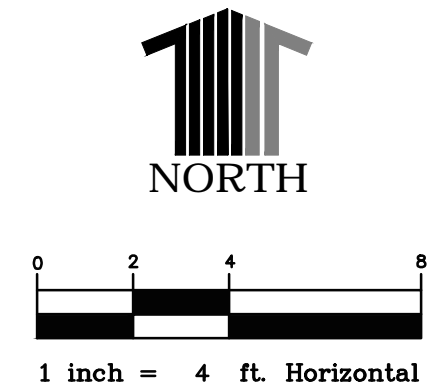
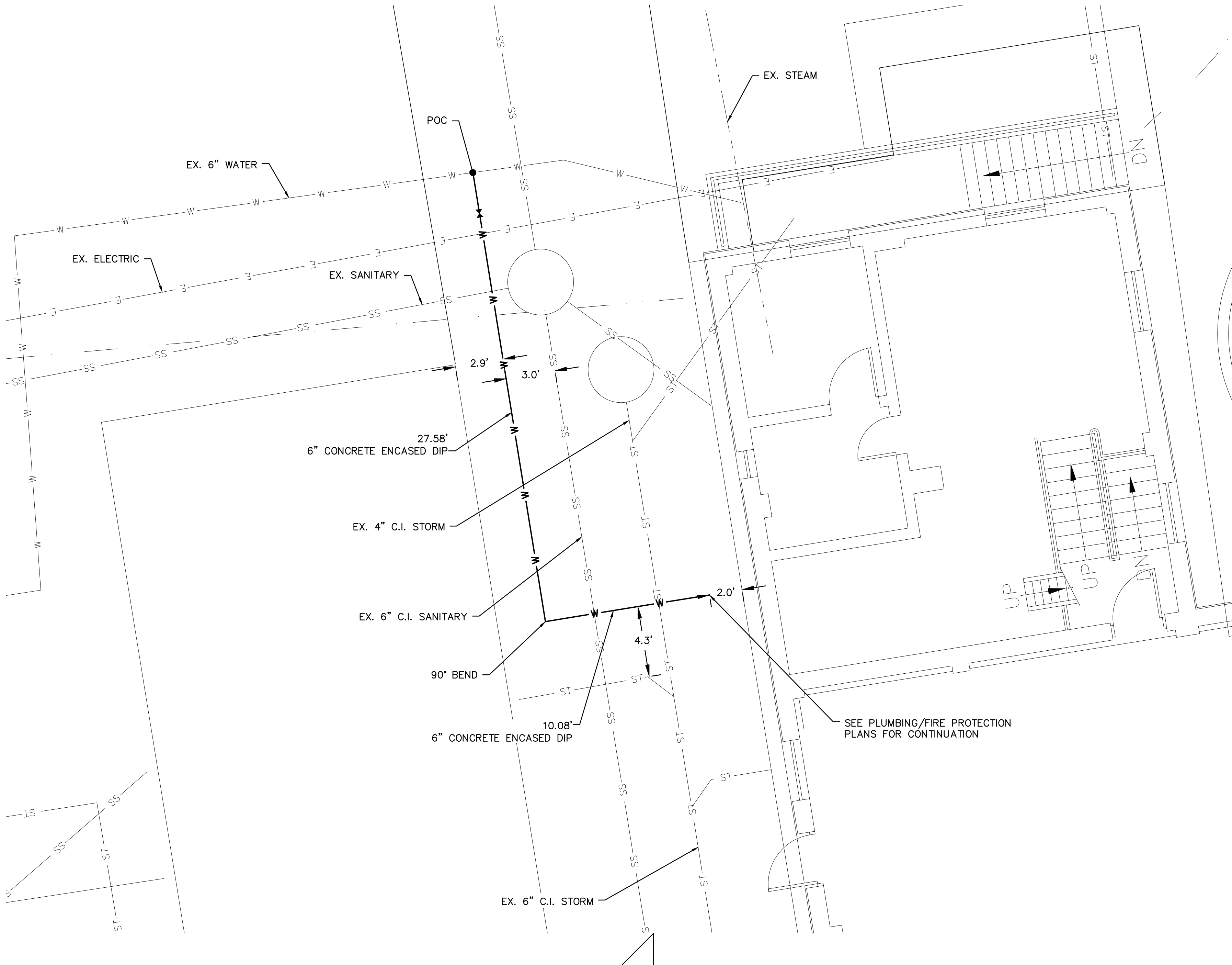


three inches = one foot  
one and one half inches = one foot  
one inch = one foot  
three quarters inch = one foot  
one half inch = one foot  
three eighths inch = one foot  
one quarter inch = one foot  
one eighth inch = one foot



LEGEND

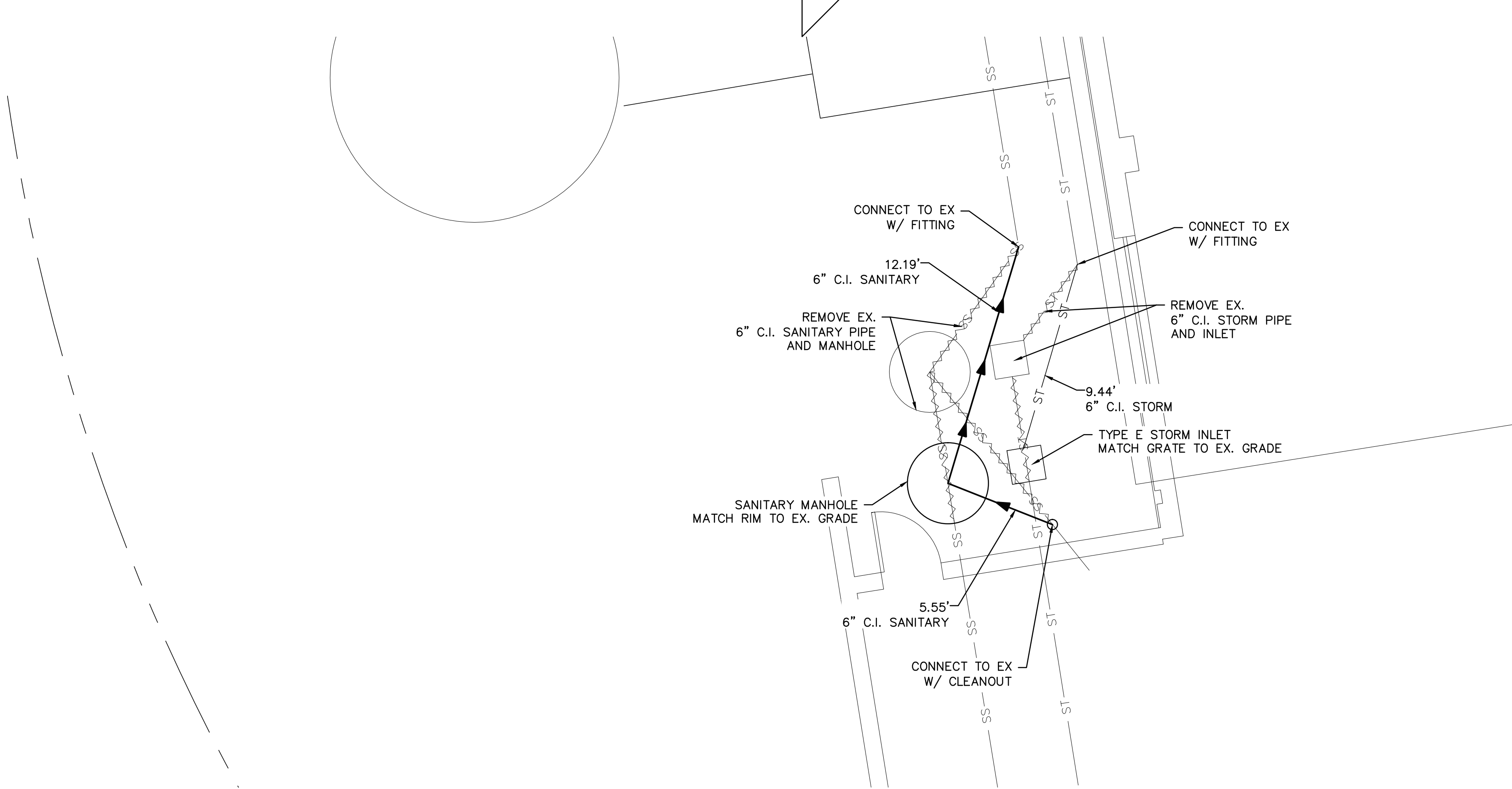
- W EX. WATER
- SS EX. SAN. SEWER
- ST EX. STORM DRAIN
- E EX. ELECTRIC
- COM EX. COMMUNICATION LINE
- EX. STEAM
- EX. MANHOLE
- W PR. WATER
- PR. GATE VALVE
- PR. SANITARY
- ST PR. STORM
- POC POINT OF CONNECTION

NOTES

- REFER TO PLUMBING/FIRE PROTECTION PLANS TO COORDINATE CONNECTIONS.
- NO VERTICAL INFORMATION HAS BEEN PROVIDED ON THE EXISTING STORM AND SANITARY SYSTEMS.
- CONTRACTOR TO VERIFY CLEARANCE WITH ASH AUGER MANUFACTURER. PROVIDE 18" MINIMUM CLEARANCE FROM TOP OF PIPES TO BOTTOM OF AUGER STRUCTURE.

ENGINEER NOTES:

- LOCATION OF ALL EXISTING UTILITIES (PRIVATE OR PUBLIC) SHALL BE IDENTIFIED OR VERIFIED BY CONTRACTOR PRIOR TO MOBILIZATION, CONSTRUCTION, OR ORDERING OF MATERIALS. FOR INFORMATION CONTACT LOCAL AGENCY, PRIVATE ENTITY, OR OTHER ASSOCIATED ENTITIES WITHIN THE LIMITS OF CONSTRUCTION. THE CONTRACTOR SHALL BEAR THE FULL COST OF REMOVAL, REPLACEMENT, AND DELAY RELATED TO UNVERIFIED EXISTING CONDITIONS. WHERE THE CONTRACTOR FINDS CONFLICTS OR DISCREPANCIES THEY SHALL BE REPORTED IMMEDIATELY TO THE ENGINEER.
- THE CONTRACTOR SHALL PERFORM ALL WORK NECESSARY TO COMPLETE THE WORK SHOWN ON THE PLANS OR DESCRIBED IN THE SPECIFICATIONS IN A SATISFACTORY MANNER. UNLESS OTHERWISE PROVIDED, THE CONTRACTOR SHALL FURNISH ALL MATERIALS, EQUIPMENT, TOOLS, LABOR, AND INCIDENTALS TO COMPLETE THE WORK.
- IN SOME CASES THERE ARE AREAS OF THE SITE DEPICTED ON MORE THAN ONE PAGE OF THE PLANS, HOWEVER ALL IMPROVEMENTS ARE NOT DEPICTED ON EVERY PAGE. THE CONTRACTOR SHALL REVIEW EACH PAGE OF THE PLANS AND DETAILS AND SHALL CONSTRUCT ALL IMPROVEMENTS REGARDLESS OF WHETHER THEY ARE SHOWN ON EVERY PAGE. WHERE DISCREPANCIES ARE FOUND ON PLANS OR DETAILS SHOWN ON THE PLANS THE CONTRACTOR SHALL NOTIFY THE ENGINEER PRIOR TO BEGINNING CONSTRUCTION. THE CONTRACTOR SHALL BEAR THE FULL COST OF REMOVAL, REPLACEMENT, DELAY, AND MOBILIZATION RELATED TO FAILURE TO REVIEW ALL PLANS.



CONSTRUCTION DOCUMENT SUBMISSION - BIDDING AND CONSTRUCTION

<b>CONSULTANTS:</b>		<b>ARCHITECT/ENGINEERS:</b>		<b>Drawing Title</b>		<b>Project Title</b>		<b>Project Number</b>		<b>Office of Construction and Facilities Management</b> 	
				SITE UTILITY PLAN		-BOILER PLANT -REPLACEMENT		- 666-11-101			
				Approved Project Director		Location - SHERIDAN, WY		Building Number - 90			
<b>Revisions</b>						Date 12/15/2011 BIDDING & CNSTN		Checked TAJ		Drawn KLH	
Date								Drawing Number C-100		Dwg. -- of --	