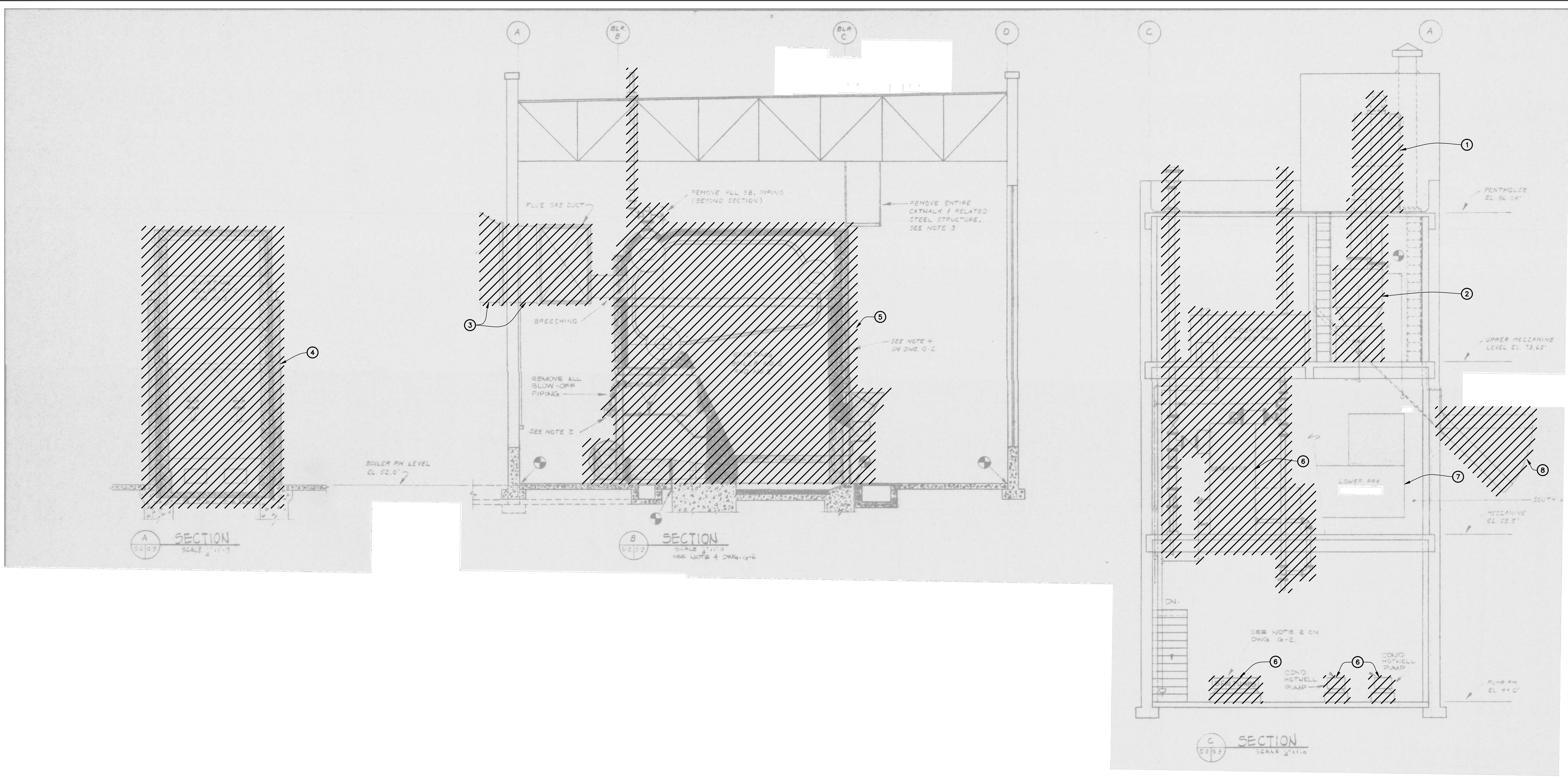


three inches = one foot
one and one half inches = one foot
one inch = one foot
three quarters inch = one foot
one half inch = one foot
three eighths inch = one foot
one quarter inch = one foot
one eighth inch = one foot



GENERAL NOTES:

1. DEMO ALL EXISTING STEAM, CONDENSATE, AND WATER PIPING AND EQUIPMENT SERVING THE BOILER PLANT WITH THE EXCEPTION OF THE HEAT EXCHANGER SERVING THE MAKE-UP AIR UNIT HEATING SYSTEM AND PIPING TO THE MAKE-UP UNIT. PIPING NOT SHOWN CROSS HATCHED FOR CLARITY. ALSO DO NOT REMOVE MPS PRV UNIT UNTIL AFTER NEW ONE IS INSTALLED AS THIS IS USED FOR THE TEMPORARY BOILERS.
2. THESE DRAWINGS ARE DERIVED FROM EXISTING DRAWINGS. CROSSHATCHED ITEMS INDICATE WHAT IS TO BE REMOVED.
3. RE: ARCHITECTURAL DRAWINGS FOR FLOOR, WALL AND ROOF PATCHING REQUIREMENTS.

FLAG NOTES:

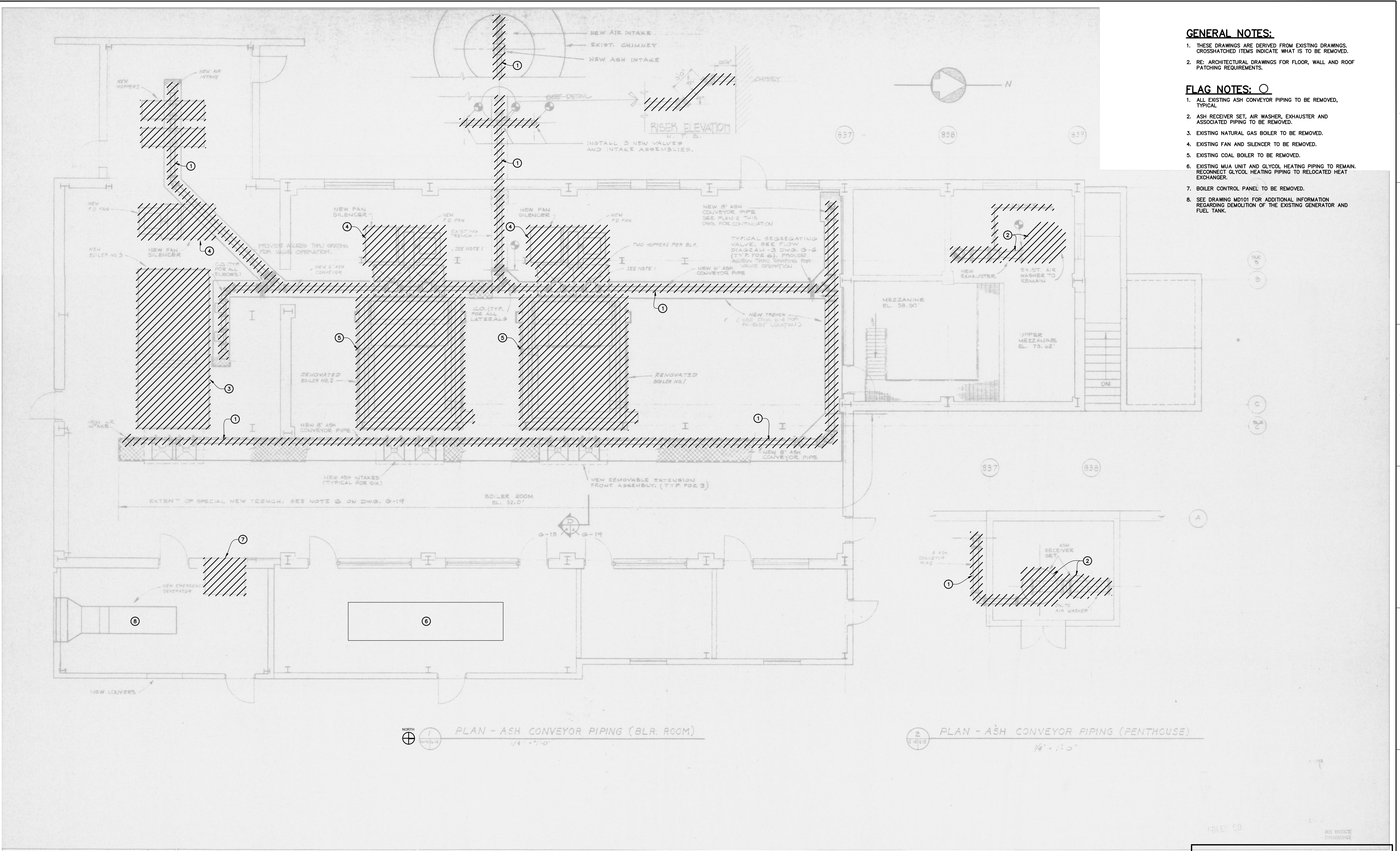
1. EXISTING AIR WASHER AND ASSOCIATED PIPING TO BE REMOVED.
2. EXISTING ASH HOPPER TO BE MODIFIED FOR NEW ASH AUGER SYSTEM.
3. ALL FLUE GAS DUCT AND BREECHING FROM EXISTING COAL BOILERS OUT TO STACK TO BE REMOVED.
4. EXISTING COAL FIRED BOILER AND BLOW OFF PIPING TO BE REMOVED, TYPICAL.
5. REMOVE EXISTING BOILER, FLUE AND PIPING.
6. REMOVE AS PART OF STEAM DEMOLITION.
7. MAIN MPS PRV TO REMAIN WHILE CONSTRUCTION IS UNDERWAY THEN REMOVED WHEN NEW PRV IS OPERATIONAL.
8. REMOVE EXISTING ASH DISCHARGE CHUTE. MAINTAIN EXISTING ASH DISCHARGE GATE (OPERATED FROM GRADE). SEE NEW MECHANICAL PLANS FOR NEW ASH DISCHARGE.

THESE DRAWINGS ARE AS-BUILT DRAWINGS AND ARE PROVIDED TO INDICATE THE EXTENT OF DEMOLITION AND FOR REFERENCE ONLY.

CONSTRUCTION DOCUMENTATION - BIDDING AND CONSTRUCTION

CONSULTANTS:		ARCHITECT/ENGINEERS:		Drawing Title DEMOLITION SECTIONS AND ELEVATIONS		Project Title BOILER PLANT REPLACEMENT		Project Number 666-11-101		Office of Construction and Facilities Management							
MKK Consulting Engineers, Inc. 7600 East Orchard Road Suite 250S Greenwood Village, CO 80111 Phone: 303.796.6000 Fax: 303.796.6099		Calibre 9090 S Ridgeline Blvd. Suite 105 Highlands Ranch, CO 80129 Phone: 303.730.0434 Fax: 303.730.1130		Structural Consultants Inc. 3400 E Bayaud Ave # 300 Denver, CO 80209-2929 Phone: 303.399.5154 Fax: 303.333.9501		Greenfield Architects 3650 S YOSEMITE ST., STE 402 DENVER, CO 80237 PHONE: 303-770-1020 FAX: 303-770-0922		Building Number 90									
Revisions:		Date		GA Project Number 666-10-811		Approved: Project Director JASON BROWN		Location SHERIDAN, WY									
								Date 12/15/2011 BIDDING & CNSTN		Checked NGA		Drawn EPH/LAC		MD106		Department of Veterans Affairs	

Three inches = one foot
one and one half inches = one foot
one inch = one foot
three quarters inch = one foot
one half inch = one foot
three eighths inch = one foot
one quarter inch = one foot
one eighth inch = one foot

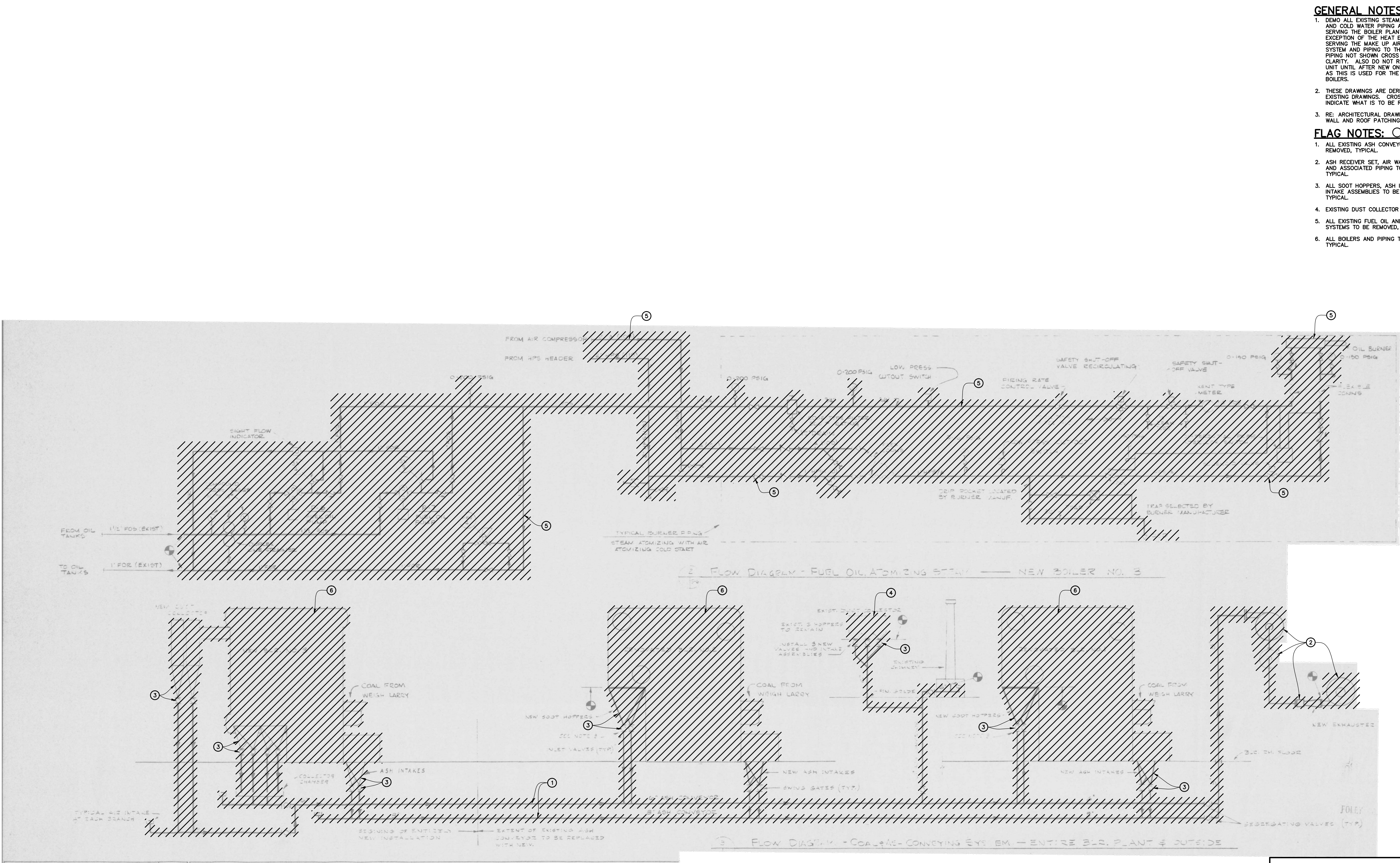


- GENERAL NOTES:**
1. THESE DRAWINGS ARE DERIVED FROM EXISTING DRAWINGS. CROSSHATCHED ITEMS INDICATE WHAT IS TO BE REMOVED.
 2. RE: ARCHITECTURAL DRAWINGS FOR FLOOR, WALL AND ROOF PATCHING REQUIREMENTS.
- FLAG NOTES: O**
1. ALL EXISTING ASH CONVEYOR PIPING TO BE REMOVED, TYPICAL
 2. ASH RECEIVER SET, AIR WASHER, EXHAUSTER AND ASSOCIATED PIPING TO BE REMOVED.
 3. EXISTING NATURAL GAS BOILER TO BE REMOVED.
 4. EXISTING FAN AND SILENCER TO BE REMOVED.
 5. EXISTING COAL BOILER TO BE REMOVED.
 6. EXISTING MUA UNIT AND GLYCOL HEATING PIPING TO REMAIN. RECONNECT GLYCOL HEATING PIPING TO RELOCATED HEAT EXCHANGER.
 7. BOILER CONTROL PANEL TO BE REMOVED.
 8. SEE DRAWING MD101 FOR ADDITIONAL INFORMATION REGARDING DEMOLITION OF THE EXISTING GENERATOR AND FUEL TANK.

THESE DRAWINGS ARE AS-BUILT DRAWINGS AND ARE PROVIDED TO INDICATE THE EXTENT OF DEMOLITION AND FOR REFERENCE ONLY.

CONSTRUCTION DOCUMENTATION - BIDDING AND CONSTRUCTION

CONSULTANTS:		ARCHITECT/ENGINEERS:		Drawing Title		Project Title		Project Number		Office of Construction and Facilities Management					
MKK Consulting Engineers, Inc. 7600 East Orchard Road Suite 250S Greenwood Village, CO 80111 Phone: 303.796.6000 Fax: 303.796.6099		Structural Consultants Inc. 3400 E Bayaud Ave # 300 Denver, CO 80209-2929 Phone: 303.399.5154 Fax: 303.333.9501		GREENFIELD ARCHITECTS 3650 S YOSEMITE ST., STE 402 DENVER, CO 80237 PHONE: 303-770-1020 FAX: 303-770-0922		BOILER ROOM AND ASH CONVEYOR PIPING DEMOLITION		666-11-101							
Calibre 9090 S Ridgeline Blvd. Suite 105 Highlands Ranch, CO 80129 Phone: 303.730.0434 Fax: 303.730.1130		Professional Engineer (Mechanical) Ramon G. Almaraz 3890 Date WYOMING		GA Project Number 666-10-811		Approved: Project Director JASON BROWN		Location SHERIDAN, WY							
Revisions:		Date				Date 12/15/2011 BIDDING & CNSTN		Checked PRM		Drawn DRS		Building Number 90		Drawing Number MD107	



GENERAL NOTES:

1. DEMO ALL EXISTING STEAM, CONDENSATE, AND COLD WATER PIPING AND EQUIPMENT SERVING THE BOILER PLANT WITH THE EXCEPTION OF THE HEAT EXCHANGER SERVING THE MAKE UP AIR UNIT HEATING SYSTEM AND PIPING TO THE MAKE-UP UNIT. PIPING NOT SHOWN CROSS HATCHED FOR CLARITY. ALSO DO NOT REMOVE MPS PRV UNIT UNTIL AFTER NEW ONE IS INSTALLED AS THIS IS USED FOR THE TEMPORARY BOILERS.
2. THESE DRAWINGS ARE DERIVED FROM EXISTING DRAWINGS. CROSSHATCHED ITEMS INDICATE WHAT IS TO BE REMOVED.
3. RE: ARCHITECTURAL DRAWINGS FOR FLOOR, WALL AND ROOF PATCHING REQUIREMENTS.

FLAG NOTES: ○

1. ALL EXISTING ASH CONVEYOR PIPING TO BE REMOVED, TYPICAL.
2. ASH RECEIVER SET, AIR WASHER, EXHAUSTER AND ASSOCIATED PIPING TO BE REMOVED, TYPICAL.
3. ALL SOOT HOPPERS, ASH INTAKES AND INTAKE ASSEMBLIES TO BE REMOVED, TYPICAL.
4. EXISTING DUST COLLECTOR TO BE REMOVED.
5. ALL EXISTING FUEL OIL AND ATOMIZING SYSTEMS TO BE REMOVED, TYPICAL.
6. ALL BOILERS AND PIPING TO BE REMOVED, TYPICAL.

THESE DRAWINGS ARE AS-BUILT DRAWINGS AND ARE PROVIDED TO INDICATE THE EXTENT OF DEMOLITION AND FOR REFERENCE ONLY.

CONSTRUCTION DOCUMENTATION - BIDDING AND CONSTRUCTION

<div>Revisions:</div> <div>Date</div>		CONSULTANTS: <div>MKK Consulting Engineers, Inc. 7600 East Orchard Road Suite 250S Greenwood Village, CO 80111 Phone: 303.796.6000 Fax: 303.796.6099</div> <div>Calibre 9090 S Ridgeline Blvd. Suite 105 Highlands Ranch, CO 80129 Phone: 303.730.0434 Fax: 303.730.1130</div> <div>Structural Consultants Inc. 3400 E Bayaud Ave # 300 Denver, CO 80209-2929 Phone: 303.399.5154 Fax: 303.333.9501</div>		<div></div> <div>ARCHITECT/ENGINEERS: GREENFIELD ARCHITECTS 3650 S YOSEMITE ST., STE 402 DENVER, CO 80237 PHONE: 303-770-1020 FAX: 303-770-0922 GA Project Number 666-10-811</div>	<div>Drawing Title DEMOLITION FLOW DIAGRAMS</div> <div>Approved: Project Director JASON BROWN</div>	<div>Project Title BOILER PLANT REPLACEMENT</div> <div>Location SHERIDAN, WY</div> <div>Date 12/15/2011 BIDDING & CNSTN</div> <div>Checked PRM</div> <div>Drawn DRS</div>	<div>Project Number 666-11-101</div> <div>Building Number 90</div> <div>Drawing Number MD108</div>	<div>Office of Construction and Facilities Management</div> <div> Department of Veterans Affairs</div>
---------------------------------------	--	--	--	--	---	---	--	--