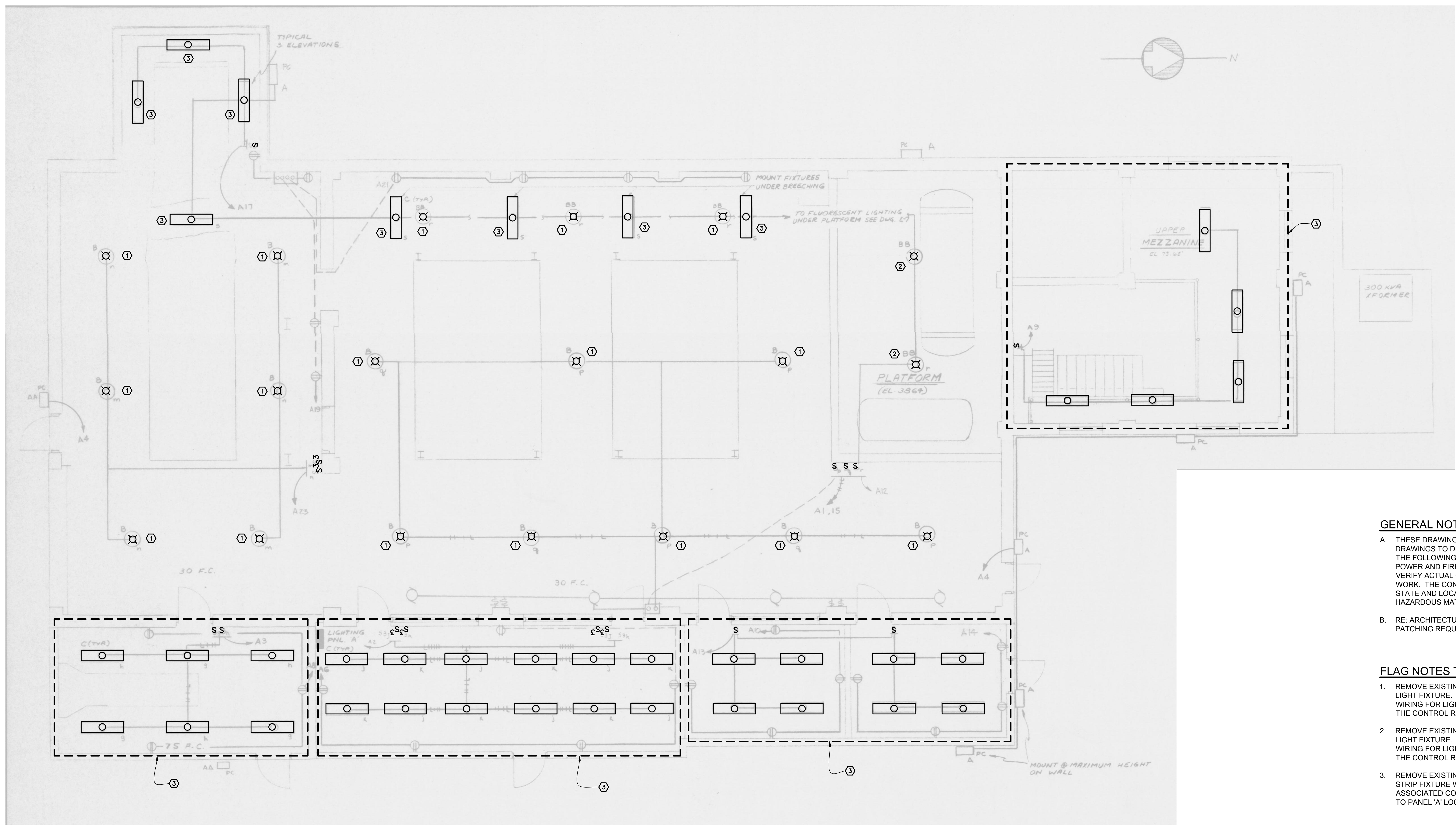


three inches = one foot
one and one half inches = one foot
one inch = one foot
three quarters inch = one foot
one half inch = one foot
three eighths inch = one foot
one quarter inch = one foot
one eighth inch = one foot



- GENERAL NOTES:**
- A. THESE DRAWINGS ARE USING THE ORIGINAL 1984 RECORD SET DRAWINGS TO DENOTE THE DEMOLITION SCOPE. IN GENERAL, THE FOLLOWING SYSTEMS SHALL BE REMOVED: LIGHTING, POWER AND FIRE ALARM. THE CONTRACTOR SHALL FIELD VERIFY ACTUAL CONDITIONS BEFORE PROCEEDING WITH WORK. THE CONTRACTOR SHALL CONFORM TO ALL FEDERAL, STATE AND LOCAL REQUIREMENTS RELATED TO DISPOSING OF HAZARDOUS MATERIALS.
- B. RE: ARCHITECTURAL DRAWINGS FOR FLOOR, WALL AND ROOF PATCHING REQUIREMENTS.

- FLAG NOTES THIS SHEET:** ○
1. REMOVE EXISTING 120V, 250W, MERCURY VAPOR HIGH BAY LIGHT FIXTURE. REMOVE ALL ASSOCIATED CONDUIT AND WIRING FOR LIGHT FIXTURE BACK TO PANEL 'A' LOCATED IN THE CONTROL ROOM.
2. REMOVE EXISTING 120V, 175W, MERCURY VAPOR HIGH BAY LIGHT FIXTURE. REMOVE ALL ASSOCIATED CONDUIT AND WIRING FOR LIGHT FIXTURE BACK TO PANEL 'A' LOCATED IN THE CONTROL ROOM.
3. REMOVE EXISTING 120V, 4'-0", 2-LAMP, T12 FLUORESCENT STRIP FIXTURE WITH SYMMETRICAL REFLECTOR. REMOVE ALL ASSOCIATED CONDUIT AND WIRING FOR LIGHT FIXTURE BACK TO PANEL 'A' LOCATED IN THE CONTROL ROOM.

NORTH
1 ELECTRICAL DEMO LIGHTING AND GENERAL POWER
NTS

THESE DRAWINGS ARE AS-BUILT DRAWINGS AND ARE PROVIDED TO INDICATE THE EXTENT OF DEMOLITION AND FOR REFERENCE ONLY.

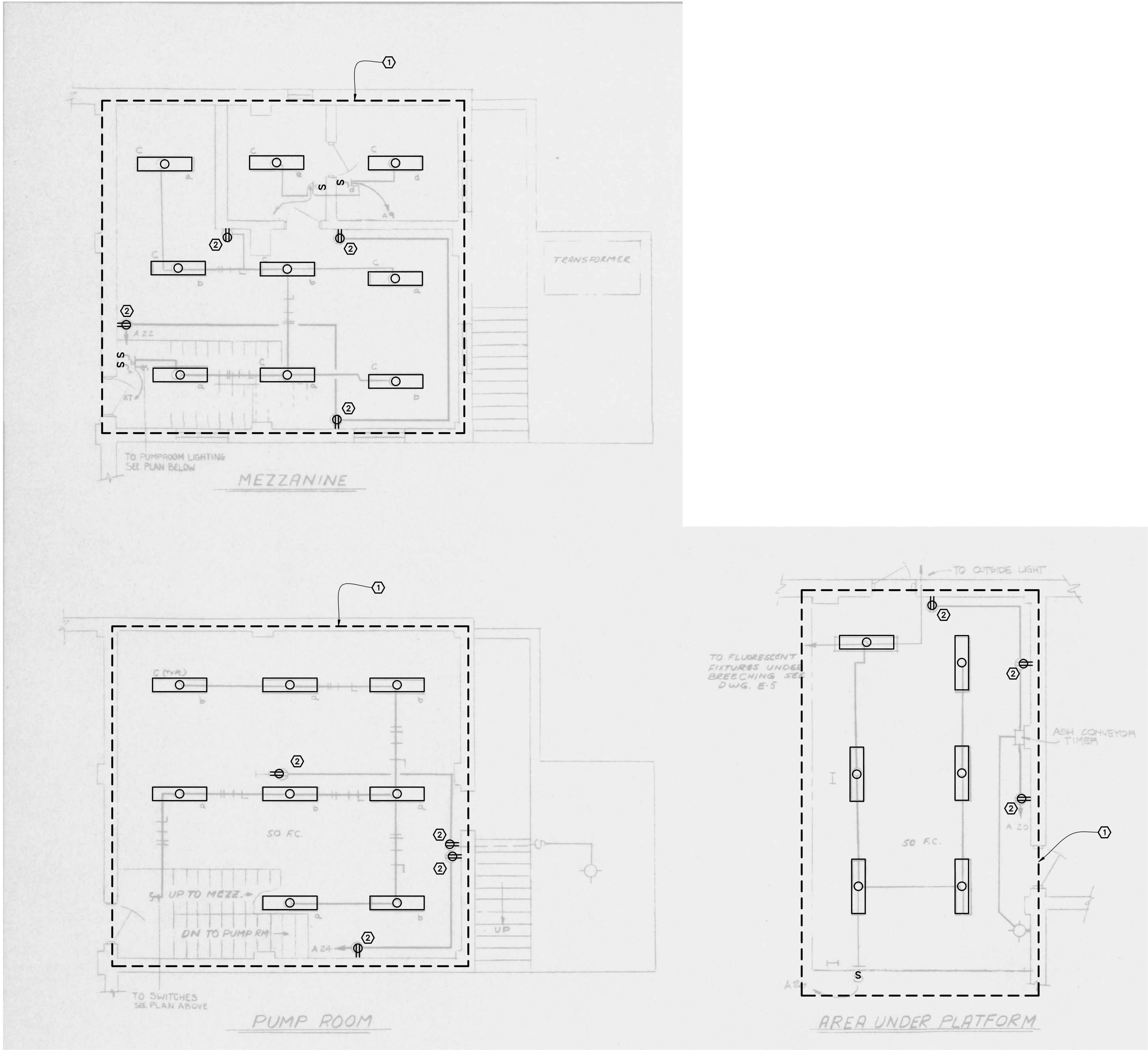
CONSTRUCTION DOCUMENTATION - BIDDING AND CONSTRUCTION

CONSULTANTS:		ARCHITECT/ENGINEERS:		Drawing Title ELECTRICAL DEMO LIGHTING AND GENERAL POWER		Project Title BOILER PLANT REPLACEMENT		Project Number 666-11-101		Office of Construction and Facilities Management			
MKK Consulting Engineers, Inc. 7600 East Orchard Road Suite 250S Greenwood Village, CO 80111 Phone: 303.796.6000 Fax: 303.796.6099		Calibre 9090 S Ridgeline Blvd. Suite 105 Highlands Ranch, CO 80129 Phone: 303.730.0434 Fax: 303.730.1130		Structural Consultants Inc. 3400 E Bayaud Ave # 300 Denver, CO 80209-2929 Phone: 303.399.5154 Fax: 303.333.9501		Approved: Project Director JASON BROWN		Location SHERIDAN, WY				Building Number 90	
Revisions:		Date		GA Project Number 666-10-811		Date 12/15/2011 BIDDING & CNSTN		Checked KMS				Drawn BNC	

VA FORM 08-6231



three inches = one foot
one and one half inches = one foot
one inch = one foot
three quarters inch = one foot
one half inch = one foot
three eighths inch = one foot
one quarter inch = one foot
one eighth inch = one foot



1 ELECTRICAL DEMO LIGHTING AND GENERAL POWER
NTS

GENERAL NOTES:

- A. THESE DRAWINGS ARE USING THE ORIGINAL 1984 RECORD SET DRAWINGS TO DENOTE THE DEMOLITION SCOPE. IN GENERAL, THE FOLLOWING SYSTEMS SHALL BE REMOVED: LIGHTING, POWER AND FIRE ALARM. THE CONTRACTOR SHALL FIELD VERIFY ACTUAL CONDITIONS BEFORE PROCEEDING WITH WORK. THE CONTRACTOR SHALL CONFORM TO ALL FEDERAL, STATE AND LOCAL REQUIREMENTS RELATED TO DISPOSING OF HAZARDOUS MATERIALS.
- B. REFER TO ARCHITECTURAL DRAWINGS FOR FLOOR, WALL AND ROOF PATCHING REQUIREMENTS.

FLAG NOTES THIS SHEET: O

1. REMOVE EXISTING 120V, 4'-0", 2-LAMP, T12 FLUORESCENT STRIP LIGHT FIXTURES WITH SYMMETRICAL REFLECTOR. REMOVE ALL ASSOCIATED CONDUIT AND WIRING FOR LIGHT FIXTURE BACK TO PANEL 'A' LOCATED IN THE CONTROL ROOM, ALSO TO AND INCLUDE ASSOCIATED SWITCHES.
2. REMOVE RECEPTACLE AND ALL ASSOCIATED CONDUIT AND WIRE BACK TO PANEL.

THESE DRAWINGS ARE AS-BUILT DRAWINGS AND ARE PROVIDED TO INDICATE THE EXTENT OF DEMOLITION AND FOR REFERENCE ONLY.

CONSTRUCTION DOCUMENTATION - BIDDING AND CONSTRUCTION

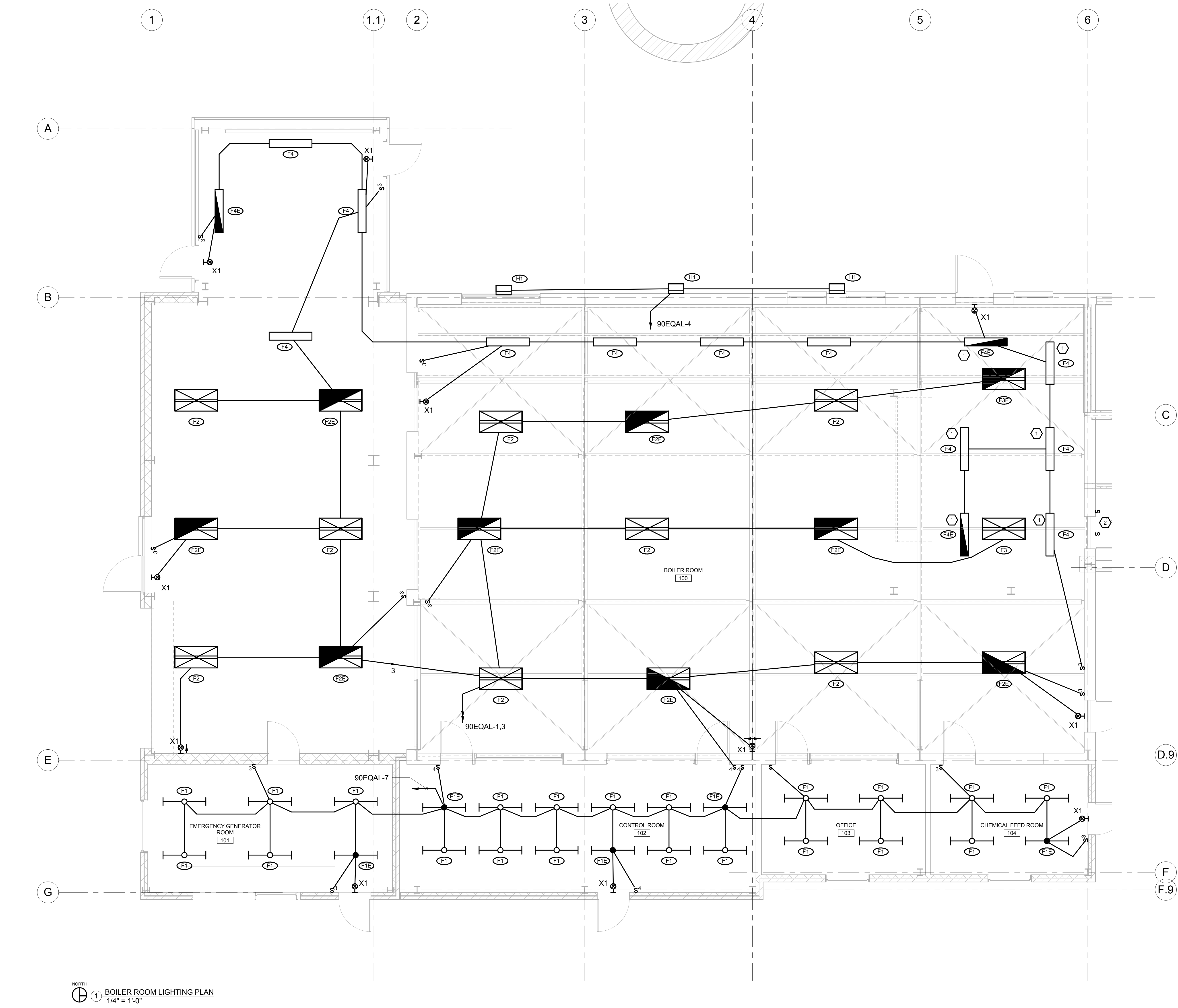
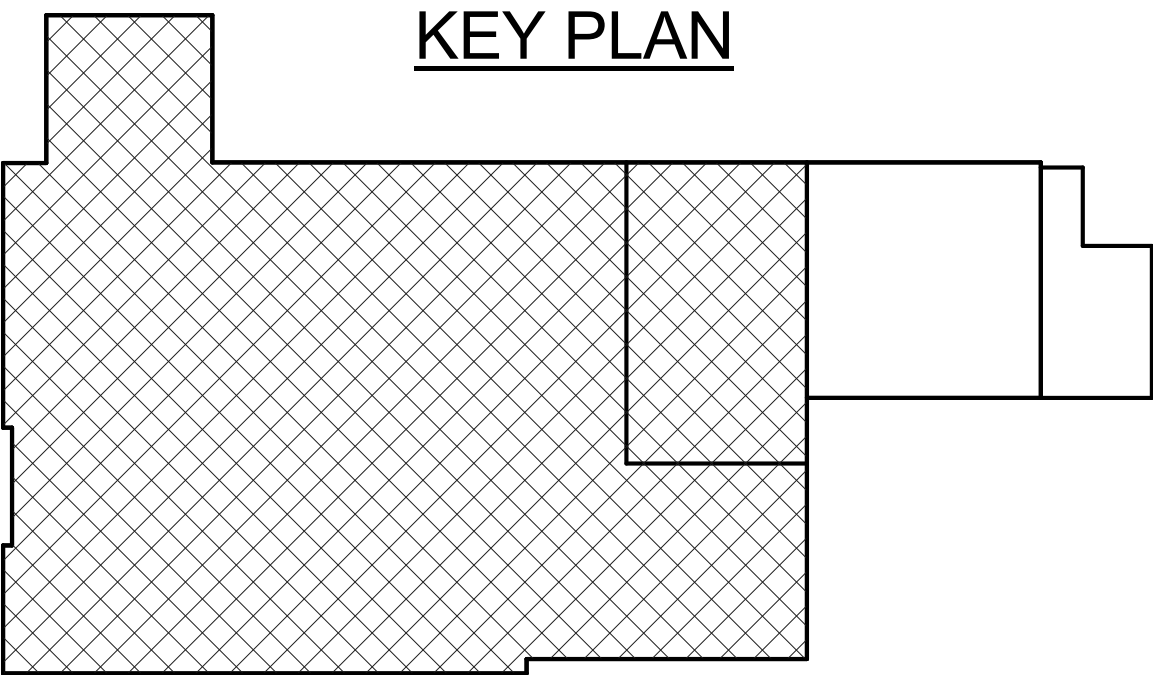
		CONSULTANTS:				ARCHITECT/ENGINEERS:		Drawing Title ELECTRICAL DEMO LIGHTING AND GENERAL POWER		Project Title BOILER PLANT REPLACEMENT		Project Number 666-11-101		Office of Construction and Facilities Management 			
		MKK Consulting Engineers, Inc. 7600 East Orchard Road Suite 250S Greenwood Village, CO 80111 Phone: 303.796.6000 Fax: 303.796.6099		Calibre 9090 S Ridgeline Blvd. Suite 105 Highlands Ranch, CO 80129 Phone: 303.730.0434 Fax: 303.730.1130		Structural Consultants Inc. 3400 E Bayaud Ave # 300 Denver, CO 80209-2929 Phone: 303.399.5154 Fax: 303.333.9501		GREENFIELD ARCHITECTS 3650 S YOSEMITE ST., STE 402 DENVER, CO 80237 PHONE: 303-770-1020 FAX: 303-770-0922		Approved: Project Director JASON BROWN		Location SHERIDAN, WY				Building Number 90	
Revisions:		Date				GA Project Number 666-10-811				Date 12/15/2011 BIDDING & CNSTN		Checked KMS				Drawn BNC	

GENERAL NOTES

- A. LIGHTING FIXTURE LOCATIONS SHALL BE COORDINATED WITH DUCTWORK, PIPING AND CONDUIT RUN BEFORE INSTALLATION.
- B. IF LIGHTING DEDUCT ALTERNATE #3 IS ACCEPTED, ALL EXISTING LIGHTING AND ASSOCIATED CONDUIT, WIRE, SWITCHES AND FIXTURES SHALL REMAIN AS-IS IN THE SPACE. RECONNECT EXISTING LIGHTING CIRCUITS TO NEW 20A1P SPARE CIRCUIT BREAKER IN NEW PANEL '90EQAR. EXTEND HOMERUN CONDUCTORS AS NEEDED.

FLAG NOTES

1. LIGHTING FIXTURE TYPE 'F4' LOCATED UNDER PLATFORM.
2. SEE PUMP & MEZZANINE LIGHTING PLAN SHEET EL102 FOR SWITCH LOCATIONS.



1 BOILER ROOM LIGHTING PLAN
1/4" = 1'-0"

CONSTRUCTION DOCUMENTATION SUBMISSION - BIDDING & CONTRUCTION

<div>Revisions:</div> <table><tr><td> </td><td> </td></tr><tr><td> </td><td> </td></tr><tr><td> </td><td> </td></tr><tr><td> </td><td> </td></tr></table>									<div>CONSULTANTS:</div> <div><div>MKK Consulting Engineers, Inc. 7600 East Orchard Road Suite 105 Greenwood Village, CO 80111 Phone: 303.796.6000 Fax: 303.796.6099</div><div>Calibre 9090 S Ridgeline Blvd. Suite 105 Highlands Ranch, CO 80129 Phone: 303.730.0434 Fax: 303.730.1130</div><div>Structural Consultants Inc. 3400 E Bayaud Ave # 300 Denver, CO 80209-2929 Phone: 303.399.5154 Fax: 303.333.9501</div></div>	<div><div><div>Professional Engineer K.M. STRATTON 8753 Date WYOMING</div></div></div> <div>ARCHITECT/ENGINEERS:</div> <div>GREENFIELD ARCHITECTS 3650 S YOSEMITE ST, STE 402 DENVER, CO 80237 PHONE: 303-770-1020 FAX: 303-770-0922</div> <div>GA Project Number 666-10-811</div>	<div>Drawing Title</div> <div>BOILER ROOM LIGHTING PLAN</div> <div>Approved: Project Director JASON BROWN</div>	<div>Project Title</div> <div>-BOILER PLANT -REPLACEMENT -</div> <div>Location</div> <div>- SHERIDAN, WY</div> <div>Date</div> <div>12/15/2011 BIDDING & CNSTN</div> <div>Checked</div> <div>KMS</div> <div>Drawn</div> <div>BNC</div>	<div>Project Number</div> <div>- 666-11-101</div> <div>Building Number</div> <div>- 90</div> <div>Drawing Number</div> <div>EL101</div> <div>Dwg. of -</div>	<div>Office of Construction and Facilities Management</div> <div> Department of Veterans Affairs</div>