

**U.S. Department of Veterans Affairs
Veterans Affairs Medical Center**

2907 Pleasant Valley Boulevard
Altoona, Pennsylvania

**FCA REPLACE WAYFINDING SIGNAGE INDOORS/OUTDOORS
At Altoona VA Medical Center**

TABLE OF CONTENTS

DESCRIPTION

DESIGN NARRATIVE

APPENDIX A
Location Plans

APPENDIX B
Signage Schedule

APPENDIX C
Drawings – Signage Types

DESIGN NARRATIVE

•

INTRODUCTION

The Department of Veterans Affairs has retained the professional services of DCS Infrastructure, LLC to design interior and exterior way-finding signage at the James E. Van Zandt Medical Center in Altoona, Pennsylvania.

PROJECT DESCRIPTION

Pursuant to latest inspection by FCA, numerous way-finding signs are no longer consistent with VA standards. Due to facility expansion, remodeling and age, the existing way-finding signage does not confidently direct patients and visitors to destinations about the facility.

The A/E team reviewed and identified deficient way-finding signs, on the exterior and interior of the medical center, not conforming to the VA standards noted.

Based on their findings, the A/E team designed for new, replacement or refurbished way-finding signs in accordance with the Department of Veterans Affairs Environmental Graphic Design Standards (aka VA Signage Design Guide 02/2005) and other VA guidelines, standards, and master specifications.

Signs are designed to reflect the new renovations and locations of areas of interest inside and outside the hospital within the scope of work.

The A/E teams, to the best of their knowledge, have coordinated this project with all other relating projects in the VA that will involve construction period services to this extent only.

SCOPE OF WORK

1. General
 - a. Provide preventive maintenance on signs. There are existing signs that meet the standards but need to be repositioned, re-anchored or even touch-up painted and it would be more feasible to do that work than to replace the sign. The signage will all have a consistent look in terms of appearance.
 - b. Replacing room signage is not included in this project.
 - c. Safety signs are not included in this project. Life Safety signage is being provided under a design-build project and the design is almost complete.
2. Site

- a. Exterior way-finding signage will be addressed.
 - b. Provide preventive maintenance on exterior signs. Refer to item 1.a above.
 - c. New parking areas are currently being constructed near the behavioral health clinic (Building #07). A/E survey is based on the proposed site plan supplied by the VA.
 - d. The parking lot numbers have been established by the VA and are incorporated into this project.
3. Building 1
- a. Provide preventive maintenance on signs. Refer to item 1.a above.
 - b. Interior way-finding signs will be addressed.
 - c. Exterior signage will be addressed, including building signs.
 - d. The fifth floor construction was recently completed. A/E survey is based on the current construction drawings supplied by the VA.
 - e. The sixth floor plan is presently under construction. A/E survey is based on the current construction drawings supplied by the VA. The plan is similar to fifth floor plan.
 - f. The A/E team will design signage for the Building 1 front entry as it currently exists as part of this project. The design of the front entrance, a separate project, will include signage design for the new configuration.
 - g. Way-finding signage for specialty clinics will be addressed. Existing room signage to remain and will not be replaced.
 - h. The elevator banks are not "named", which should be established.
4. Building 1A
- a. Is Building 1.
5. Building 3
- a. Houses the boiler facility and garage.
 - b. Provide preventive maintenance on signs. Refer to item 1.a above.
 - c. No interior way-finding signage is required.
 - d. Exterior signage, including building number, will be addressed.
6. Building 7
- a. Houses the Behavioral Health Clinic.
 - b. Replace and update signs to current standards
 - c. Interior way-finding signs will be addressed.
 - d. Exterior signage will be addressed.
7. Building 8
- a. Houses an exterior switching station on a concrete pad in a fenced-in area.
 - b. Provide preventive maintenance on signs. Refer to item 1.a above.
 - c. Exterior signage, including building number, will be addressed.
8. Building 11

- a. Houses the computer server.
 - b. Replace and update signs to current standards
 - c. No interior way-finding signage is required.
 - d. Building should be 'discrete' and would only require exterior signage with the building number.
9. Building 15
- a. Houses the telecommunication equipment.
 - b. Replace and update signs to current standards
 - c. No interior way-finding signage is required.
 - d. Building should be 'discrete' and would only require exterior signage with the building number.
10. Building 16
- a. A butler building functioning as a garage.
 - b. Replace and update signs to current standards
 - c. No interior way-finding signage is required.
 - d. Exterior signage, including building number, will be addressed.
11. Buildings 17 and 18
- a. Both buildings have been recently removed under the direction of FCA, and thus removed from the Scope of Work.
12. Building 20
- a. Houses various office personnel and a conference room that visitors may be invited to attend.
 - b. Provide preventive maintenance on signs. Refer to item 1.a above.
 - c. Interior way-finding signs will be addressed.
 - d. Exterior signage will be addressed.
13. Building 30
- a. Houses the bus wash building.
 - b. This building is just north of building 16 and is currently not marked.
 - c. This building is added to the scope of work in lieu of Building 17 and 18.
 - d. Provide exterior identification signage.

Appendix A

Location Plans

Appendix B

Signage Schedule

Appendix C

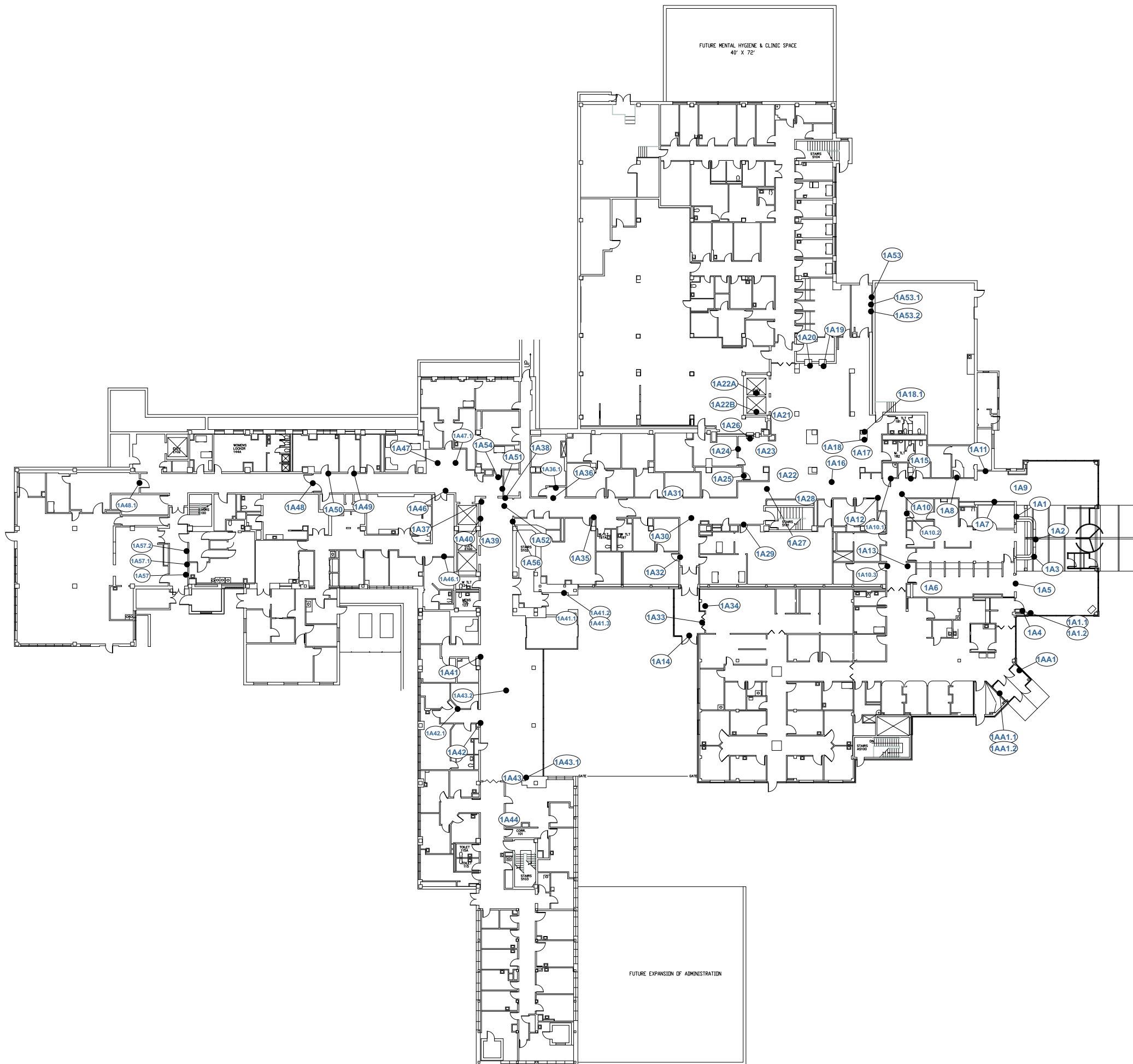
Drawings – Signage Types



VAMC Altoona, PA

Scale:	Designer:	Drawn By:
Date: 12.19.11	Revised:	Page: x

Site Plan Locations



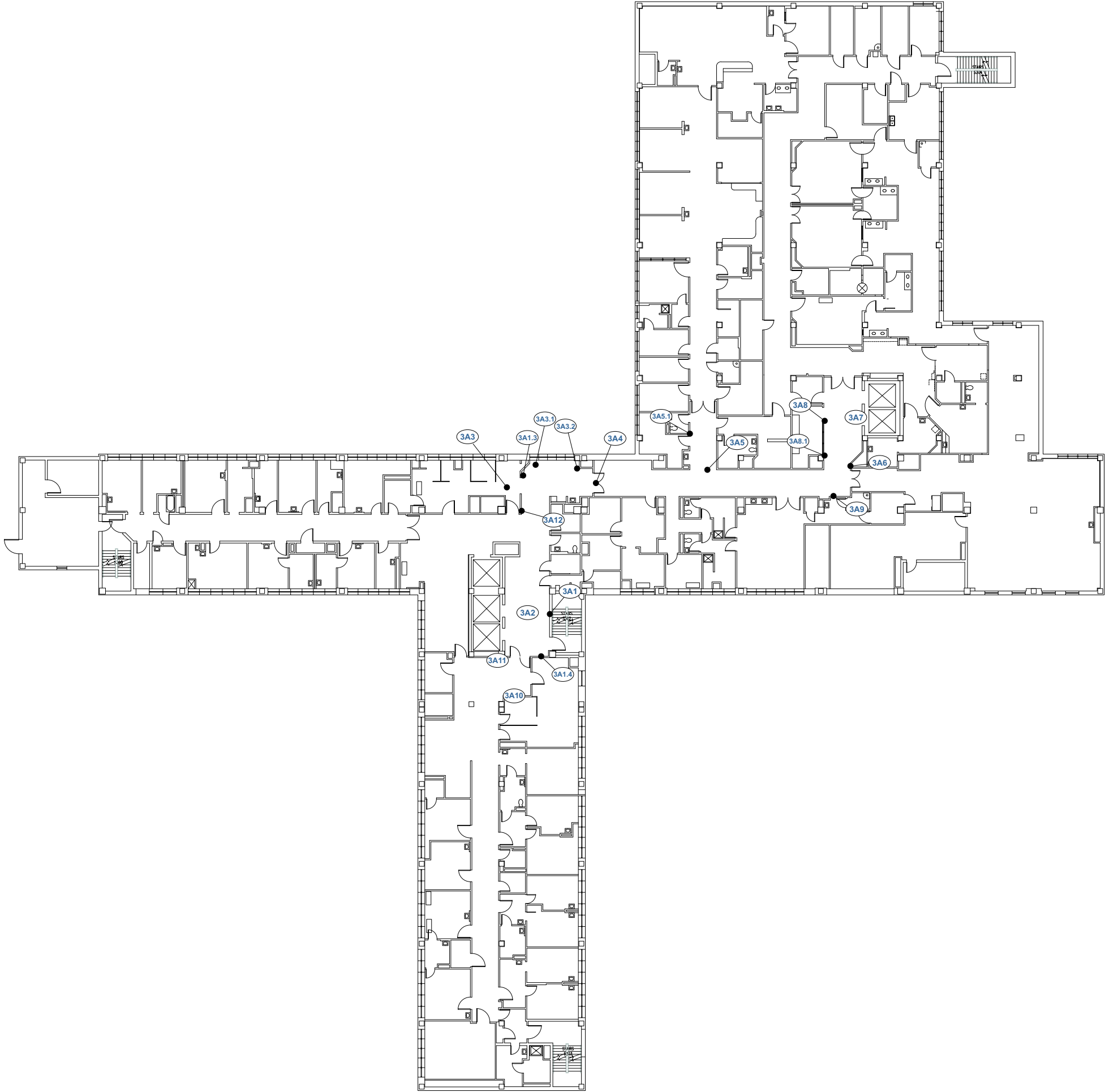
VAMC Altoona, PA

Scale:	Designer:	Drawn By:
--------	-----------	-----------

Date: 1.23.12	Revised:	Page: x
---------------	----------	---------

1st Floor Sign Locations

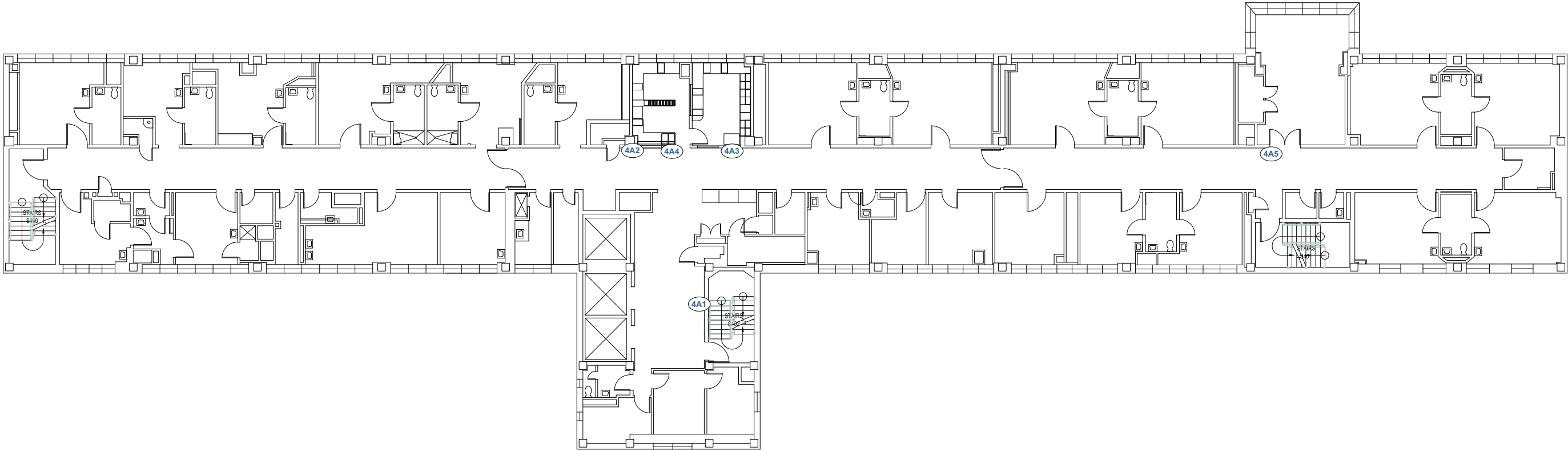




VAMC Altoona, PA

Scale:	Designer:	Drawn By:
Date: 1/25/12	Revised:	Page: x

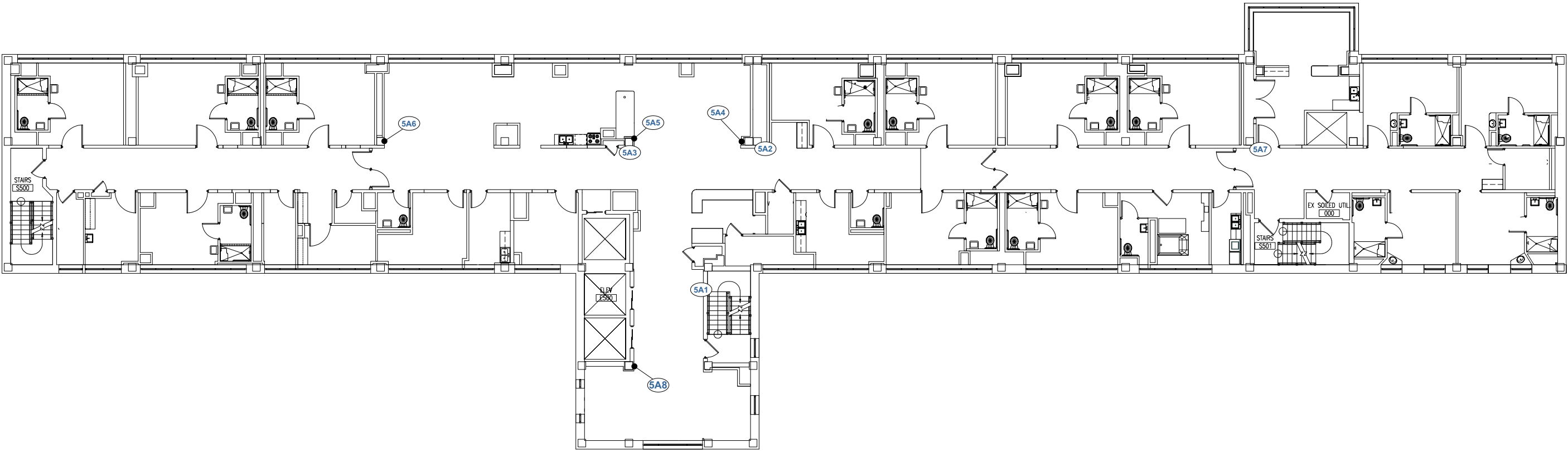
3rd Floor Sign Locations



VAMC Altoona, PA

Scale:	Designer:	Drawn By: Mea
Date: 10/27/11	Revised:	Page: x

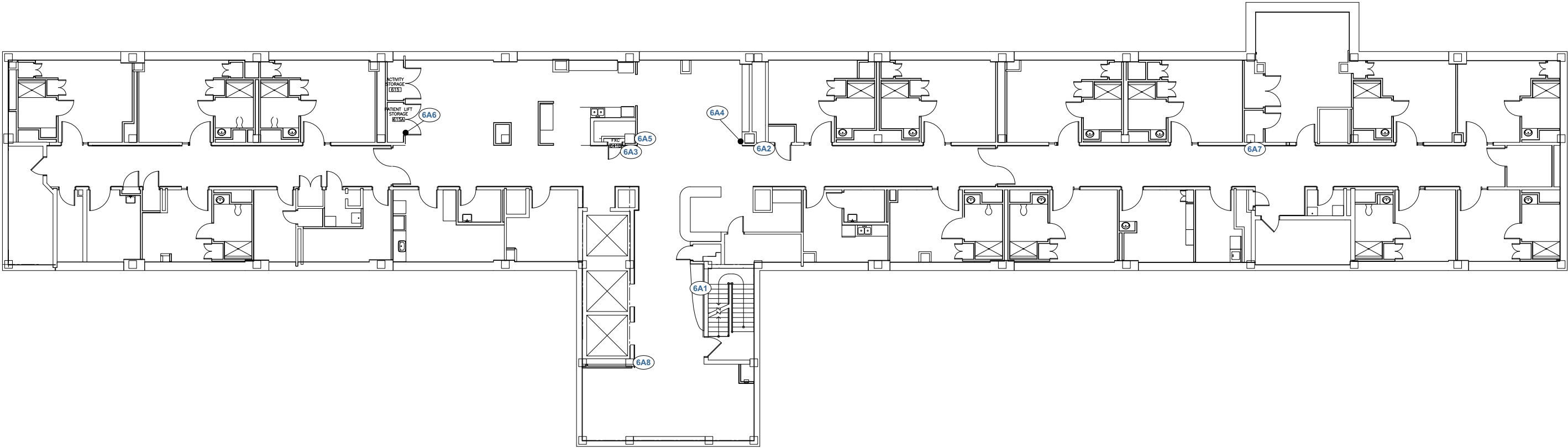
4th Floor Sign Locations



VAMC Altoona, PA

Scale:	Designer:	Drawn By:
Date: 12/20/11	Revised:	Page: x

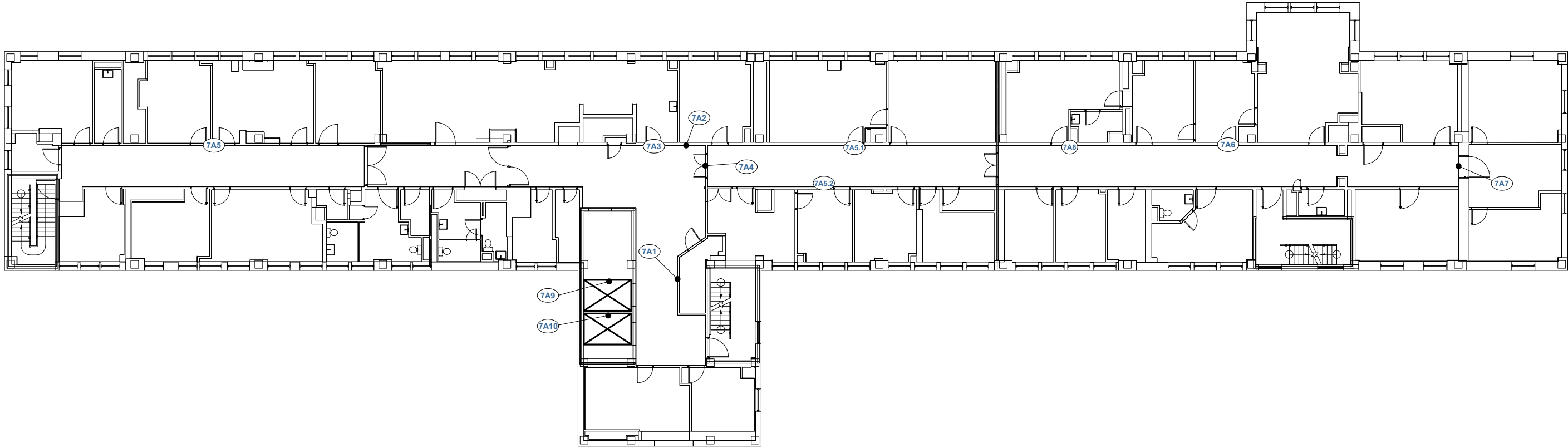
5th Floor Sign Locations



VAMC Altoona, PA

Scale:	Designer:	Drawn By:
Date: 12/12/11	Revised:	Page: x

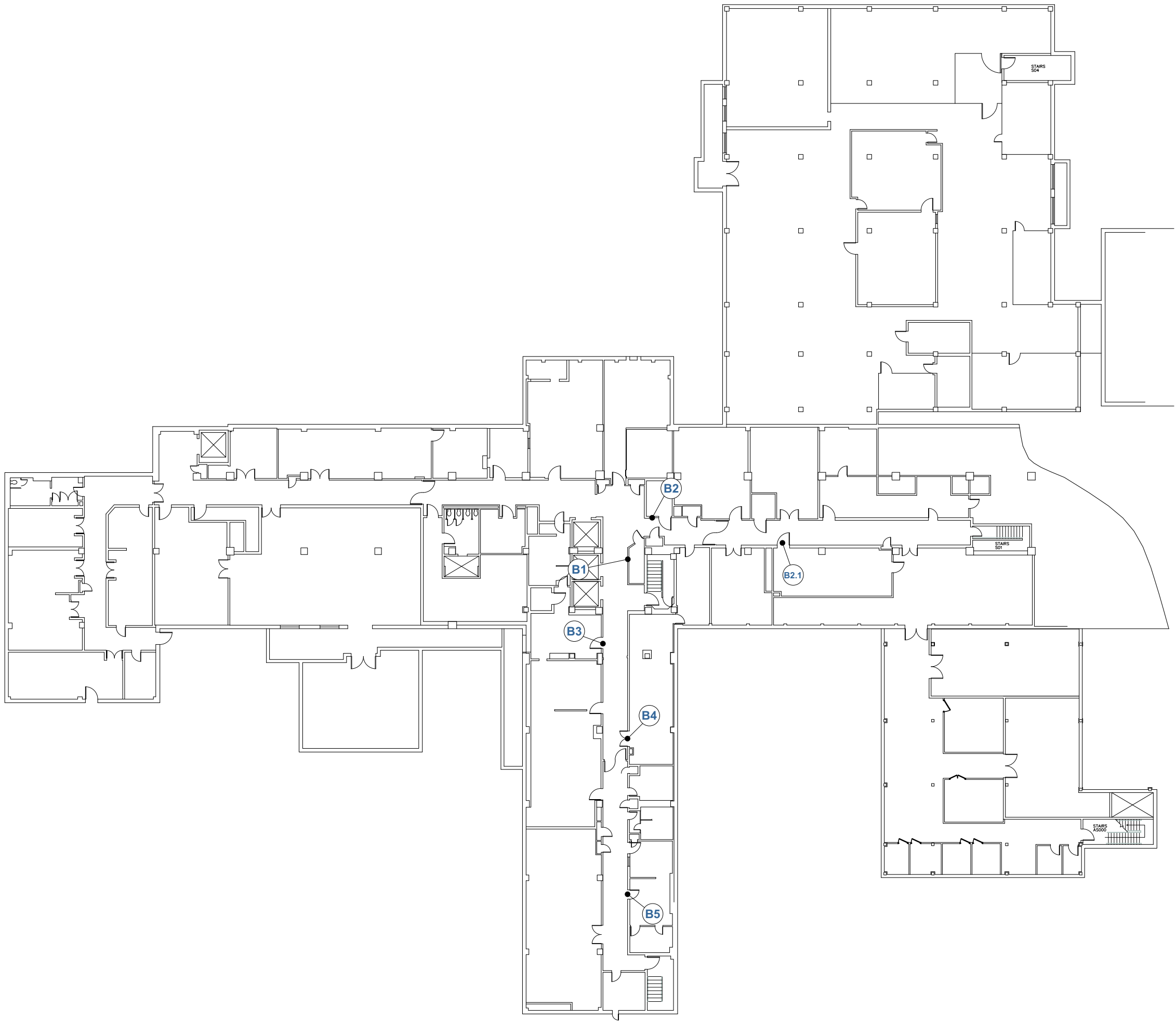
6th Floor Sign Locations



VAMC Altoona, PA

Scale:	Designer:	Drawn By:
Date: 1/9/12	Revised:	Page: x

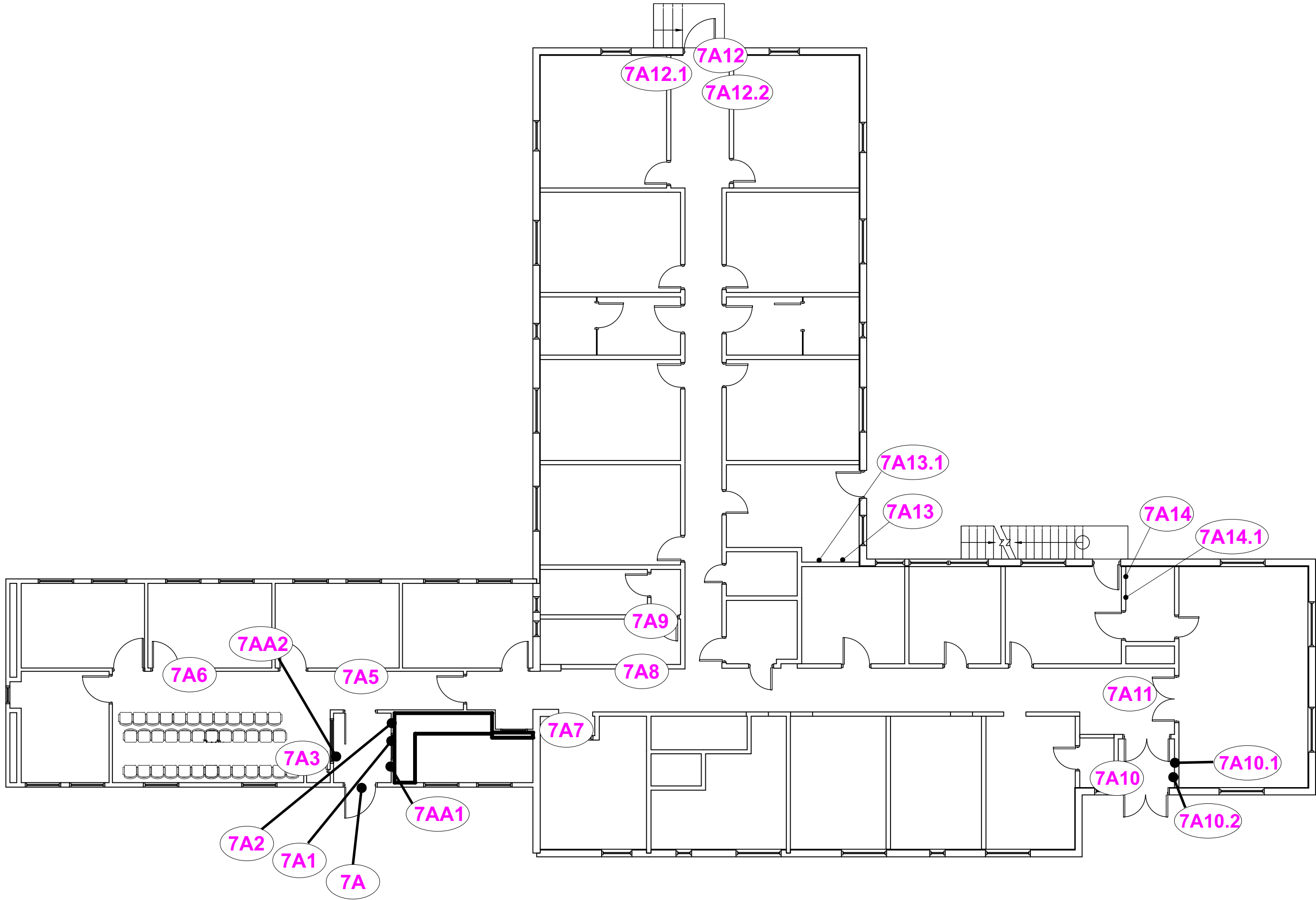
7th Floor Sign Locations



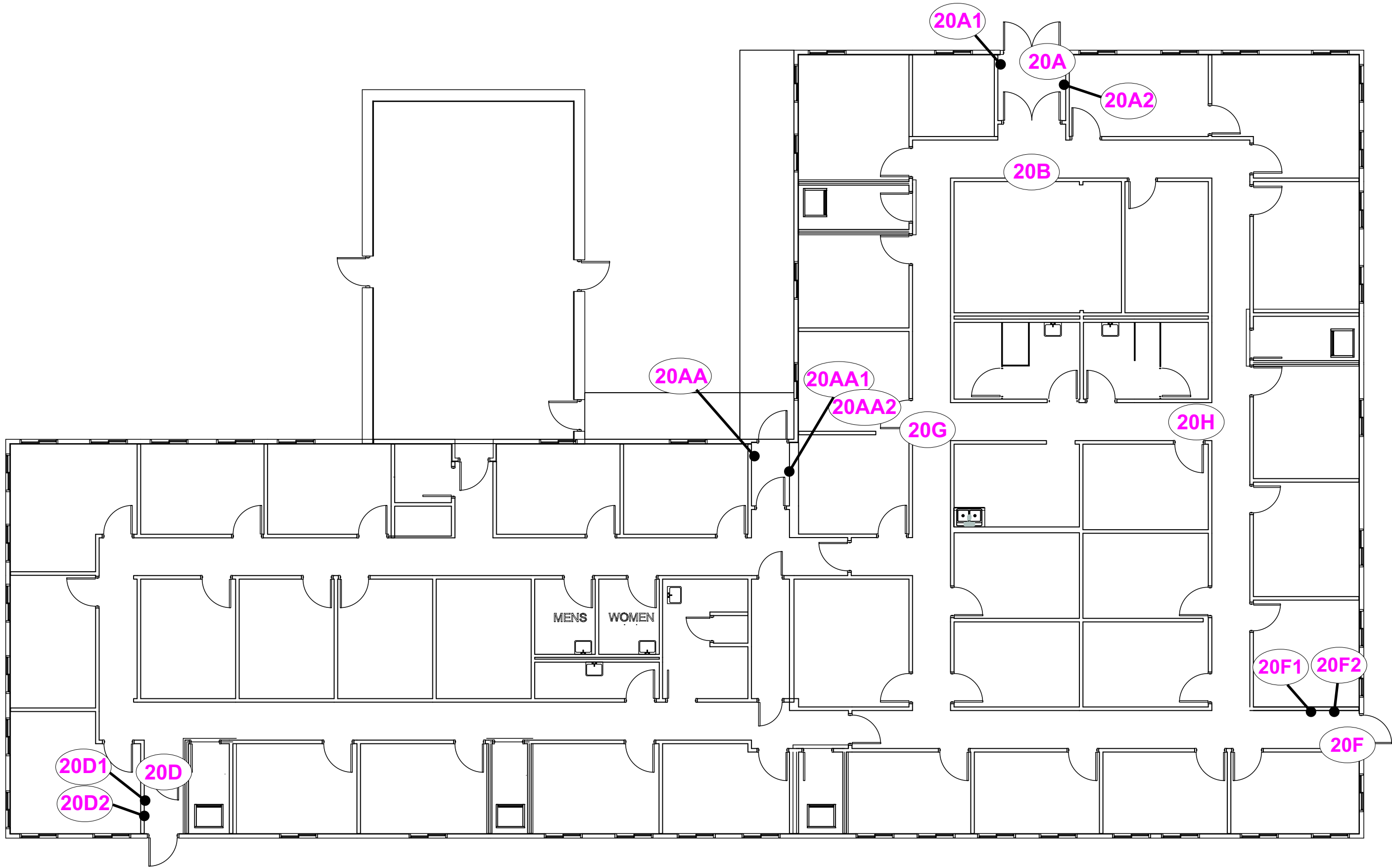
VAMC Altoona, PA

Scale:	Designer:	Drawn By:
Date: 10/27/11	Revised:	Page: x

Basement Floor Sign Locations



VAMC Altoona, PA			
Scale:	Designer:	Drawn By:	
Date: 1/18/12	Revised:	Page: x	
Building 07 - 1st Floor Sign Locations			



VAMC Altoona, PA

Scale:	Designer:	Drawn By:
Date: 12.20.11	Revised:	Page: x

Building 20 - 1th Floor Sign Locations

VA ALTOONA - EXTERIOR WAYFINDING

Loc.	VA Sign Code	Sign Type	Qty	Message	Remarks
E	EI-02.02	7/1200 D/F	1	Department of Veterans Affairs side 1 James E. Van Zandt Medical Center ← Main Entrance (G/S) Emergency Department <hr/> Department of Veterans Affairs side 2 James E. Van Zandt Medical Center Main Entrance → (G/S) Emergency Department ↑ Deliveries	96"h x 60"w x 12" Illuminated Pylon Peaked Top & 12"h Aluminum Base
E1	IN-02.06	5/218	1	NOTICE Parking restrictions are ... Copy Per Drawing Type 5/218	30"h x 24"w Single Post & Panel
E1A	EN-03-05	6/325 S/F	1	No Weapons, Inspections, No Smoking, No Photography Copy Per Drawing Location E1 Text Detail	36" x 36" Dbl Post and Panel
E1.1	EN-03.04	6/325 D/F	1	← The Wall Visitor Parking	24" x 36" Dbl Post and Panel
E2	EN-03.02	6/325 D/F	1	Copy Pending Construction Project	48" x 72" Dbl Post and Panel
E3	EN-06.05	8/218	1	Building 6	24"h x 24"w x 1/8" Wall Mount
E4				Removed	
E5				Removed	

VA ALTOONA - EXTERIOR WAYFINDING

<u>Loc.</u>	<u>VA Sign Code</u>	<u>Sign Type</u>	<u>Qty</u>	<u>Message</u>	<u>Remarks</u>
E5.1	EN-03.06	6/325 S/F	1	Lot 11	24" x 24" Dbl Post and Panel with
E5.1		CWB S/F	1	Employee Parking	4" x 24" Changeable Word Bar
E6	EN-06.05	8/218	1	Building 7 Behavioral Health	36"h x 24"w x 1/8" Wall Mount
E7	EN-03.05	6/325 D/F CWB D/F	1	Building 7 Behavioral Health	36" x 36" Dbl Post & Panel w/ 6" x 36" Changeable Word Bar
E9	EN-02.02	5/750 D/F	1	<div> <div> ↑ Patient / Visitor (P) Patient Drop Off </div> <div> ← (HC G/S) Parking Emergency Department </div> </div> <hr/> <div> <div> ↑ Exit to <u>Pleasant Valley Blvd</u> The Wall </div> <div>side 1</div> <div>side 2</div> </div>	72"h x 48"w Non Illuminated Pylon Peaked Top & 12"h Aluminum Base
E9.1	EN-03.02	6/325 D/F	1	<div> <div> ↑ Patient / Visitor Parking (P) </div> <div> ← Patient Drop Off (HC) Parking </div> </div> <hr/> <div> <div>side 1</div> <div>side 2</div> </div>	36" x 48" Dbl Post and Panel
E10	EI-02.02	7/1200 D/F	1	<div> Department of Veterans Affairs James E. Van Zandt Medical Center ← Patient/Visitor Entrance (G/S) Emergency Department </div>	96"h x 60"w x 12" Illuminated Pylon Peaked Top & 12"h Aluminum Base

<u>Loc.</u>	<u>VA Sign Code</u>	<u>Sign Type</u>	<u>Qty</u>	<u>Message</u>	<u>Remarks</u>
E10.1	IN-02.06	5/218	1	NOTICE Parking restrictions are ... Copy Per Drawing Type 5/218	30"h x 24"w Single Post & Panel
E10.2	EN-03.04	6/325 S/F	1	← Exit to Pleasant Valley Blvd.	24" x 36" Dbl Post and Panel
E10.3	EN-03.04	6/325 S/F	1	No Weapons, Inspections, No Smoking, No Photography Copy Per Drawing Location E1 Text Detail	36" x 36" Dbl Post and Panel
E11	EI-09	7/9	1	VA Logo	48"h Illuminated Logo
E11A	EN-06.06	8/218	1	Building 1	24" x 24" x 1/8" Wall Mount
E11B	EN-06.06	8/218	1	Building 1	24" x 24" x 1/8" Wall Mount
E12	EI-08.01	7/750	1	(G/S) Emergency Department	20" x 96" Illuminated Wall Mount
E13	EI-08.01	7/750	1	(G/S) Ambulance Entrance	20" x 96" Illuminated Wall Mount
E13.1	EN-03.06	6/325 D/F	1	VA Shuttle Bus Stop	24" x 24" Dbl Post and Panel

<u>Loc.</u>	<u>VA Sign Code</u>	<u>Sign Type</u>	<u>Qty</u>	<u>Message</u>	<u>Remarks</u>
E14	EN-03.06	6/325 S/F	1	Lot 9	24" x 24" Dbl Post and Panel with
		CWB S/F	1	Employee Parking	4" x 24" Changeable Word Bar
E15A	EN-03.06	6/325 S/F	1	Lot 3	24" x 24" Dbl Post and Panel with
		CWB S/F	1	Employee Parking	4" x 24" Changeable Word Bar
E15B	EN-03.06	6/325 S/F	1	Lot 3	24" x 24" Dbl Post and Panel with
		CWB S/F	1	Employee Parking	4" x 24" Changeable Word Bar
E15.1	EN-06.06	8/218	1	Building 22	24" x 24" x 1/8" Wall Mount
E15.2	EN-06.06	8/218	1	Building 12	24" x 24" x 1/8" Wall Mount
E16	EN-03.02	6/325 D/F	1	← Deliveries	36" x 48" Dbl Post and Panel
E16.1	IN-02.06	5/218	1	NOTICE Parking restrictions are ... Copy Per Drawing Type 5/218	30"h x 24"w Single Post & Panel
E16.2	EN-03.06	6/325 S/F	1	No Weapons, Inspections, No Smoking, No Photography Copy Per Drawing Location E1 Text Detail	36" x 36" Dbl Post and Panel

<u>Loc.</u>	<u>VA Sign Code</u>	<u>Sign Type</u>	<u>Qty</u>	<u>Message</u>	<u>Remarks</u>
E17A	EN-06.06	8/218	1	Building 2 Facilities	24" x 24" x 1/8" Wall Mount
E17B	EN-06.06	8/218	1	Building 2 Facilities	24" x 24" x 1/8" Wall Mount
E18	EN-03.02	6/325 D/F	1	<div> <div> <div>↑</div> <div>Deliveries</div> </div> <div> <div>→</div> <div>(P) Employee Parking Facilities</div> </div> </div> <div> <div>side 1</div> <div>36" x 48" Dbl Post and Panel</div> </div>	
				<div> <div>←</div> <div>Employee Parking (P) Facilities</div> </div> <div> <div>side 2</div> </div>	
E18.1	EN-03.06	6/325 S/F	1	Lot 6	24" x 24" Dbl Post and Panel with
		CWB S/F	1	Employee Parking	4" x 24" Changeable Word Bar
E18.2	IN-02.06	5/218	1	NOTICE Parking restrictions are ... Copy Per Drawing Type 5/218	30"h x 24"w Single Post & Panel
E18.3	EN-03.05	6/325 S/F	1	No Weapons, Inspections, No Smoking, No Photography Copy Per Drawing Location E1 Text Detail	36" x 36" Dbl Post and Panel
E19A	EN-06.06	8/218	1	Building 15	24" x 24" x 1/8" Wall Mount

4/2/2012
(3-JT)

VA ALTOONA - EXTERIOR WAYFINDING

Page 6

<u>Loc.</u>	<u>VA Sign Code</u>	<u>Sign Type</u>	<u>Qty</u>	<u>Message</u>	<u>Remarks</u>
E19B	EN-06.06 8/218		1	Building 15	24" x 24" x 1/8" Wall Mount
E19.1A	EN-06.06 8/218		1	Building 20	24" x 24" x 1/8" Wall Mount
E19.1B	EN-06.06 8/218		1	Building 20	24" x 24" x 1/8" Wall Mount
E19.2A	EN-06.06 8/218		1	Building 11	24" x 24" x 1/8" Wall Mount
E19.2B	EN-06.06 8/218		1	Building 11	24" x 24" x 1/8" Wall Mount
E20A	EN-06.06 8/218		1	Building 3	24" x 24" x 1/8" Wall Mount
E20B	EN-06.06 8/218		1	Building 3	24" x 24" x 1/8" Wall Mount
E21	EN-06.06 8/218		1	Building 16	24" x 24" x 1/8" Wall Mount
E22	EN-06.06 8/218		1	Building 30 (Bus Wash)	24" x 24" x 1/8" Wall Mount
E23	EN-06.06 8/218		1	Building 8	24" x 24" x 1/8" Wall Mount

4/2/2012
(3-JT)

VA ALTOONA - EXTERIOR WAYFINDING

Page 7

<u>Loc.</u>	<u>VA Sign Code</u>	<u>Sign Type</u>	<u>Qty</u>	<u>Message</u>	<u>Remarks</u>
E24	EI-04.02	6/750 D/F	1	➔ <u>VA Deliveries</u> Employee Parking	36" x 48" Dbl Post and Panel Internally Illuminated with Routed Aluminum Face
E25A	EN-06.06	8/218	1	Building 1	24" x 24" x 1/8" Wall Mount
E25B	EN-06.06	8/218	1	Building 1	24" x 24" x 1/8" Wall Mount

Sign Specifications

Sign Colors: Capri Blue Background with White Copy and Black Posts

Pylons: White Peaked Tops and Ivory Aluminum Bases

Font Style: Helvetica Medium

VA ALTOONA - WAYFINDING SIGNAGE
Basement thru 7th Floor

<u>Location</u>	<u>Sign Type</u>	<u>Qty</u>	<u>Message</u>	<u>Remarks</u>
<u>Basement</u>				
B1	A2/W	1	Floor Plan	24" x 24" Framed Stylized Floor Plan
B1	Ch/P-2/W	1	Directory Listings	6" hdr 24" x 24" Framed Hdr w/2 Pockets for listings
B1	C1h	1	VA Logo	4 " x 20" Header Panel
	C1c	1	Canteen →	2 " x 20" Copy Panel
	C1c	1	Retail Store →	2 " x 20" Copy Panel
	C1c	1	Credit Union →	2 " x 20" Copy Panel
	C1b	1	Blank	2 " x 20" Blank Panel
	C1c	1	← Housekeeping	2 " x 20" Copy Panel
	C1c	1	← Loading Dock	2 " x 20" Blank Panel
	C1c	1	← Computer Training Room	2 " x 20" Blank Panel
	C1b	1	Blank	2 " x 20" Blank Panel
	C1w	1	Frame	20 " x 20" Frame
B2	P5/W	1	Computer Training Room Housekeeping	→ 12" x 12" Framed Permanent Message
B2.1	C4 D/F	1	Computer Training Room	9" x 36" Ceiling Mount Overhead
B3	C4 D/F	1	Canteen	4" x 18" Ceiling Mount Overhead
B4	C4 D/F	1	Retail Store	4" x 18" Ceiling Mount Overhead
B5	C4 D/F	1	Credit Union	4" x 18" Ceiling Mount Overhead

VA ALTOONA - WAYFINDING SIGNAGE
Basement thru 7th Floor

<u>Location</u>	<u>Sign Type</u>	<u>Qty</u>	<u>Message</u>	<u>Remarks</u>
<u>1st Floor</u>				
1AA1	P5-4/W	1	No Weapon, Search, No Smoking No Photography Copy Per Drawing P5-4/W	24" x 20" (4) Panel Permanent Message
1AA1.1	W	1	Customer supplied - VA Rules & Reg	23" x 28" 1" Aluminum Frame w/ 2" Mat
1AA1.2	W	1	Customer supplied - VA Patient Rights	42" x 30" 1" Aluminum Frame w/ 2" Mat
1A1	P5-4/W	1	No Weapon, Search, No Smoking No Photography Copy Per Drawing P5-4/W	24" x 20" (4) Panel Permanent Message
1A1.1	W	1	Customer supplied - VA Rules & Reg	23" x 28" 1" Aluminum Frame w/ 2" Mat
1A1.2	W	1	Customer supplied - VA Patient Rights	42" x 30" 1" Aluminum Frame w/ 2" Mat
1A2	Leave Existing Central Registration Letters			
1A3	EIC 19" Interactive Wayfinding Touch screen with swivel base mounted on desk at Central Registration (specifications attached)			
1A4	C4 FM	1	Emergency Department	9" x 36" Wall Mount Overhead w/Red Copy
1A5	C4 FM	1	Release of Information	9" x 60" Wall Mount Overhead

VA ALTOONA - WAYFINDING SIGNAGE
Basement thru 7th Floor

<u>Location</u>	<u>Sign Type</u>	<u>Qty</u>	<u>Message</u>	<u>Remarks</u>
1A6	C4 D/F	1	Release of Information	9" x 36" Ceiling Mount Overhead
1A7	Move Presidents Pictures			
1A7	CPS	1	VA Seal	12" Full Color Digital Seal
1A7	ML-F	49	Department of Veterans Affairs Medical Center Altoona , PA	4" Flat Cut-Out Metal Letters
1A7	A2/W	1	Floor Plan	30" x 30" Framed Stylized Floor Plan
1A7	Ch/P-2/W	1	Directory Listings	5" hdr 30" x 30" Framed Hdr w/2 Pockets for listings
1A8	G D/F	1	Police - Contractor / Visitor Badge Sign In	9" x 12" Right Angle
1A9	C4 FM	1	↑ Primary Care Teams o o o Main Elevator Restrooms Specialty Clinic 3rd Floor	11" x 60" Wall Mount Overhead
1A10	C4 D/F	1	← Release of Information ● Veterans ID Cards ● My Healthe Vet	9" x 48" Ceiling Mount Overhead
1A10.1	C4 S/F	1	← Radiology ● Cardiology Lab ● Main Elevators Pharmacy ● Primary Care Team o o o	9" x 60" Ceiling Mount Overhead
1A10.2	G D/F	1	Veterans ID Card	9" x 12" Right Angle

VA ALTOONA - WAYFINDING SIGNAGE
Basement thru 7th Floor

<u>Location</u>	<u>Sign Type</u>	<u>Qty</u>	<u>Message</u>	<u>Remarks</u>
1A10.3	G D/F	1	My Healthe Vet Office	9" x 12" Right Angle
1A11	Move Presidents picture from 1A7 to this location			
1A12	G D/F	1	ATM	9" x 12" Right Angle
1A13	C4 D/F	1	← Release of Information	9" x 48" Ceiling Mount Overhead
1A14	C4 S/F	1	Physical Med & Rehab	9" x 48" Ceiling Mount Overhead
1A15	C1h	1	VA Logo	4 " x 20" Header Panel
	C1c	1	Main Entrance →	2 " x 20" Copy Panel
	C1c	1	Café →	2 " x 20" Copy Panel
	C1c	1	Emergency Department →	2 " x 20" Copy Panel
	C1c	1	Central Registration →	2 " x 20" Copy Panel
	C1c	1	← Primary Care Teams o o o	2 " x 20" Copy Panel
	C1c	1	← Main Elevators	2 " x 20" Copy Panel
	C1c	1	← Radiology	2 " x 20" Copy Panel
	C1c	1	← Cardiology Lab	2 " x 20" Copy Panel
	C1c	1	← Pharmacy	2 " x 20" Copy Panel
	C1w	1	Frame	22 " x 20" Frame
1A16	C4 D/F	1	Blue Team o Restrooms Vending Machines	→ 12" x 60" Ceiling Mount Overhead

VA ALTOONA - WAYFINDING SIGNAGE
Basement thru 7th Floor

<u>Location</u>	<u>Sign Type</u>	<u>Qty</u>	<u>Message</u>	<u>Remarks</u>
1A17	C4 S/F	1	Restrooms	9" x 36" Ceiling Mount Overhead
1A18	P5/W	1	Vending Machines	12" x 12" Framed Permanent Message
1A18.1	C1h	1	VA Logo	4 " x 20" Header Panel
	C1c	1	↑ Central Registration	2 " x 20" Copy Panel
	C1c	1	↑ Primary Clinics	2 " x 20" Copy Panel
	C1c	1	↑ Pharmacy	2 " x 20" Copy Panel
	C1c	1	↑ Main Elevators	2 " x 20" Copy Panel
	C1b	1	Blank	2 " x 20" Blank Panel
	C1b	1	Blank	2 " x 20" Blank Panel
	C1b	1	Blank	2 " x 20" Blank Panel
	C1b	1	Blank	2 " x 20" Blank Panel
	C1w	1	Frame	20 " x 20" Frame
1A19	C4 FM	1	Blue Team o	9" x 48" Wall Mount Overhead
1A20	P5/W	1	Blue Team Kiosk Check-In	18" x 18" Framed Permanent Message
1A21	C4 D/F	1	Blue Team Elevators (Fl. 1-3) Lab ● Dental ● Ambulatory Surgery ● ICU Floor 1	side 1 12" x 48" Ceiling Mount Overhead side 2

4/2/2012
(3-JT)

VA ALTOONA - WAYFINDING SIGNAGE
Basement thru 7th Floor

Page 6

<u>Location</u>	<u>Sign Type</u>	<u>Qty</u>	<u>Message</u>		<u>Remarks</u>
1A22	C4 D/F	1	Blue Team Elevators (Fl. 1-3) Lab ● Dental ● Ambulatory Surgery ● ICU	➔	12" x 60" Ceiling Mount Overhead
1A22A	Ch/P/W	1	Blue Team Elevators	3" hdr	21"h x 12"w Framed Pocket w/3" Hdr
	P Inserts	1	1st Floor Primary Care Teams Pharmacy Physical Med & Rehab Main Entrance 2nd Floor Laboratory Dental Library 3rd Floor Specialty Clinics Ambulatory Surgery ICU		17" x 11" Acetate Insert

VA ALTOONA - WAYFINDING SIGNAGE
Basement thru 7th Floor

<u>Location</u>	<u>Sign Type</u>	<u>Qty</u>	<u>Message</u>		<u>Remarks</u>
1A22B	Ch/P/W	1	Blue Team Elevators	3" hdr	21"h x 12"w Framed Pocket w/3" Hdr
	P Inserts	1	1st Floor Primary Care Teams Pharmacy Physical Medical & Rehab Main Entrance 2nd Floor Laboratory Dental Library 3rd Floor Specialty Clinics Ambulatory Surgery ICU		17" x 11" Acetate Insert
1A23	C4 FM	1	Pharmacy ↙ Prescription Drop Off Prescription Pick U ↘		18" x 108" Wall Mount Overhead
1A24	P5/W	1	For Privacy Concerns Please Stay Behind Yellow Line Until Called		18" x 18" Framed Permanent Message
1A25	C4 FM	1	Prescription Drop Off		9" x 36" Wall Mounted Overhead
1A26	C4 FM	1	Prescription Pick-Up		8" x 27" Wall Mounted Overhead

VA ALTOONA - WAYFINDING SIGNAGE
Basement thru 7th Floor

<u>Location</u>	<u>Sign Type</u>	<u>Qty</u>	<u>Message</u>	<u>Remarks</u>
1A27	C4 FM	1	↑ Red Team Yellow Team Main Elevator Radiology Cardiology	12" x 60" Wall Mounted Overhead
1A28	C1h	1	VA Logo	4 " x 20" Header Panel
	C1c	1	← Main Entrance	2 " x 20" Copy Panel
	C1c	1	← Café	2 " x 20" Copy Panel
	C1c	1	← Emergency Department	2 " x 20" Copy Panel
	C1c	1	← Central Registration	2 " x 20" Copy Panel
	C1b	1	Blank	2 " x 20" Blank Panel
	C1b	1	Blank	2 " x 20" Blank Panel
	C1b	1	Blank	2 " x 20" Blank Panel
	C1b	1	Blank	2 " x 20" Blank Panel
	C1w	1	Frame	20 " x 20" Frame
1A28	A2/W	1	Floor Plan	24" x 24" Framed Stylized Floor Plan
1A28	C1h	1	VA Logo	4 " x 20" Header Panel
	C1c	1	Red Team o →	2 " x 20" Copy Panel
	C1c	1	Yellow Team o →	2 " x 20" Copy Panel
	C1c	1	Main Elevator →	2 " x 20" Copy Panel
	C1c	1	Radiology →	2 " x 20" Copy Panel
	C1c	1	Cardiology →	2 " x 20" Copy Panel
	C1b	1	Blank	2 " x 20" Blank Panel
	C1b	1	Blank	2 " x 20" Blank Panel
	C1b	1	Blank	2 " x 20" Blank Panel
	C1w	1	Frame	20 " x 20" Frame

VA ALTOONA - WAYFINDING SIGNAGE
Basement thru 7th Floor

<u>Location</u>	<u>Sign Type</u>	<u>Qty</u>	<u>Message</u>	<u>Remarks</u>
1A29	C4 FM	1	Compensation and Pension	5" x 36" Wall Mounted Overhead
1A30	C4 D/F	1	← Red Team o ● Physical Medical Rehab	9" x 48" Ceiling Mount Overhead
1A31	Move Existing Pictures 64,63 to the right (stack with 57-62) to make room for the below signs			
1A31	C1h	1	VA Logo	4 " x 20" Header Panel
	C1c	1	← Main Elevator	2 " x 20" Copy Panel
	C1c	1	← Cashier	2 " x 20" Copy Panel
	C1c	1	← Yellow Team o	2 " x 20" Copy Panel
	C1c	1	← Audiology	2 " x 20" Copy Panel
	C1c	1	← Radiology	2 " x 20" Blank Panel
	C1c	1	← Cardiology Lab	2 " x 20" Blank Panel
	C1b	1	Blank	2 " x 20" Blank Panel
	C1b	1	Blank	2 " x 20" Blank Panel
	C1w	1	Frame	20 " x 20" Frame
1A31	C1h	1	VA Logo	4 " x 20" Header Panel
	C1c	1	Main Entrance →	2 " x 20" Copy Panel
	C1c	1	Café →	2 " x 20" Copy Panel
	C1c	1	Emergency Department →	2 " x 20" Copy Panel
	C1c	1	Blue Team o →	2 " x 20" Copy Panel
	C1c	1	Pharmacy →	2 " x 20" Copy Panel
	C1c	1	Blue Team Elevators →	2 " x 20" Copy Panel
	C1b	1	Blank	2 " x 20" Blank Panel
	C1b	1	Blank	2 " x 20" Blank Panel
	C1w	1	Frame	20 " x 20" Frame

4/2/2012
(3-JT)

VA ALTOONA - WAYFINDING SIGNAGE
Basement thru 7th Floor

Page 10

<u>Location</u>	<u>Sign Type</u>	<u>Qty</u>	<u>Message</u>	<u>Remarks</u>
1A32	G D/F	1	CWT ● Homeless Coordinator ● HUD	9" x 12" Right Angle
1A33	C4 D/F	1	Red Team o	9" x 48" Ceiling Mount Overhead
1A34	C4 S/F	1	Red Team Kiosk Check-In	9" x 36" Ceiling Mounted Overhead
1A35	G D/F	1	Restrooms	9" x 12" Right Angle
1A36	C4 D/F	1	Cashier	7" x 48" Ceiling Mount Overhead
1A36.1	C4 FM	1	Cashier	9" x 48" Wall Mount Overhead

VA ALTOONA - WAYFINDING SIGNAGE
Basement thru 7th Floor

<u>Location</u>	<u>Sign Type</u>	<u>Qty</u>	<u>Message</u>	<u>Remarks</u>
1A37			Move Existing Medal of Honor Display to the left (to 1A40)	
1A37	C1h	1	VA Logo	4 " x 20" Header Panel
	C1c	1	← Yellow Team o	2 " x 20" Copy Panel
	C1c	1	← Audiology	2 " x 20" Copy Panel
	C1c	1	← Pulmonary	2 " x 20" Copy Panel
	C1c	1	← Respiratory	2 " x 20" Copy Panel
	C1c	1	← Nutrition Clinic	2 " x 20" Copy Panel
	C1c	1	← V.V.A. Office	2 " x 20" Copy Panel
	C1c	1	← Neuro Psych Testing	2 " x 20" Copy Panel
	C1c	1	← Social Work	2 " x 20" Copy Panel
	C1w	1	Frame	20 " x 20" Frame
1A37	C1h	1	VA Logo	4 " x 20" Header Panel
	C1c	1	Radiology →	2 " x 20" Copy Panel
	C1c	1	Cardiology Lab →	2 " x 20" Copy Panel
	C1c	1	Patient Advocate →	2 " x 20" Copy Panel
	C1c	1	OEF / OIF / OND →	2 " x 20" Copy Panel
	C1c	1	Women's Health →	2 " x 20" Copy Panel
	C1c	1	DAV →	2 " x 20" Copy Panel
	C1b	1	Blank	2 " x 20" Blank Panel
	C1b	1	Blank	2 " x 20" Blank Panel
	C1w	1	Frame	20 " x 20" Frame

VA ALTOONA - WAYFINDING SIGNAGE
Basement thru 7th Floor

<u>Location</u>	<u>Sign Type</u>	<u>Qty</u>	<u>Message</u>	<u>Remarks</u>
1A38	C1h	1	VA Logo	4 " x 20" Header Panel
	C1c	1	☛ Radiology	2 " x 20" Copy Panel
	C1c	1	☛ Cardiology Lab	2 " x 20" Copy Panel
	C1c	1	☛ DAV	2 " x 20" Copy Panel
	C1c	1	☛ OEF / OIF / OND	2 " x 20" Copy Panel
	C1c	1	☛ Women's Health	2 " x 20" Copy Panel
	C1c	1	☛ Patient Advocate	2 " x 20" Copy Panel
	C1b	1	Blank	2 " x 20" Blank Panel
	C1b	1	Blank	2 " x 20" Blank Panel
	C1w	1	Frame	20 " x 20" Frame
1A38	C1h	1	VA Logo	4 " x 20" Header Panel
	C1c	1	Red Team o Blue Team o ➔	2 " x 20" Copy Panel
	C1c	1	Pharmacy ➔	2 " x 20" Copy Panel
	C1c	1	Main Entrance ➔	2 " x 20" Copy Panel
	C1c	1	Emergency Department ➔	2 " x 20" Copy Panel
	C1c	1	Physical Med & Rehab ➔	2 " x 20" Copy Panel
	C1c	1	Café ➔	2 " x 20" Copy Panel
	C1b	1	Blank	2 " x 20" Blank Panel
	C1b	1	Blank	2 " x 20" Blank Panel
	C1w	1	Frame	20 " x 20" Frame
1A39	C4 D/F	1	Main Elevators	12" x 60" Ceiling Mount Overhead
1A40	Move Medal of Honor Photo Display from 1A37 to this location			

VA ALTOONA - WAYFINDING SIGNAGE
Basement thru 7th Floor

<u>Location</u>	<u>Sign Type</u>	<u>Qty</u>	<u>Message</u>	<u>Remarks</u>
1A41	C4 D/F	1	Neuro ● Psychology Testing ● Social Work Service	12" x 48" Ceiling Mount Overhead
1A41.1	P5-4/W	1	No Weapon, Search, No Smoking No Photography Copy Per Drawing P5-4/W	24" x 20" (4) Panel Permanent Message
1A41.2	W	1	Customer supplied - VA Rules & Reg	23" x 28" 1" Aluminum Frame w/ 2" Mat
1A41.3	W	1	Customer supplied - VA Patient Rights	42" x 30" 1" Aluminum Frame w/ 2" Mat
1A42	C4 D/F	1	Pulmonary ● Respiratory ● Nutrition Clinic V.V.A. Office	12" x 48" Ceiling Mount Overhead
1A42.1	G D/F	1	Kiosk Check In	9" x 12" Right Angle
1A43	C4 FM	1	Yellow Team o Audiology	12" x 60" Wall Mount Overhead
1A43.1	P5/W	1	Yellow Team o Audiology Express Check-In	18" x 18" Framed Permanent Message
1A43.2	C4 D/F	1	<div> <div> ↑ Yellow Team o Audiology </div> <div> ↑ Main Entrance ● Pharmacy ● Lab </div> </div> <div> side 1 side 2 </div>	12" x 60" Ceiling Mount Overhead

VA ALTOONA - WAYFINDING SIGNAGE
Basement thru 7th Floor

<u>Location</u>	<u>Sign Type</u>	<u>Qty</u>	<u>Message</u>	<u>Remarks</u>
1A44	C4 D/F	1	Clinic Check-Out	9" x 36" Ceiling Mount Overhead
1A46	C4 D/F	1	Radiology	9" x 48" Ceiling Mount Overhead
1A46.1	C4 FM	1	Radiology Sign-In	9" x 36" Wall Mount Overhead
1A47	C4 D/F	1	Cardiology Lab	9" x 48" Ceiling Mount Overhead
1A47.1	C4 FM	1	Cardiology Lab Kiosk Check In	9" x 36" Wall Mount Overhead
1A48	C4 FM	1	↑ DAV	9" x 48" Wall Mounted Overhead
1A48.1	C4 FM	1	DAV	9" x 48" Wall Mounted Overhead
1A49	G D/F	1	Women's Health	9" x 12" Right Angle
1A50	G D/F	1	OEF / OIF / OND	9" x 12" Right Angle

VA ALTOONA - WAYFINDING SIGNAGE
Basement thru 7th Floor

<u>Location</u>	<u>Sign Type</u>	<u>Qty</u>	<u>Message</u>	<u>Remarks</u>
1A51	Move Existing Freestanding Kiosk			
1A51	C1h	1	VA Logo	4 " x 20" Header Panel
	C1c	1	Main Elevators ➔	2 " x 20" Copy Panel
	C1c	1	Pharmacy ➔	2 " x 20" Copy Panel
	C1c	1	Primary Clinics ➔	2 " x 20" Copy Panel
	C1c	1	Main Entrance ➔	2 " x 20" Copy Panel
	C1b	1	Blank	2 " x 20" Blank Panel
	C1b	1	Blank	2 " x 20" Blank Panel
	C1b	1	Blank	2 " x 20" Blank Panel
	C1b	1	Blank	2 " x 20" Blank Panel
	C1w	1	Frame	20 " x 20" Frame
1A52	C4 FM	1	↑ Main Entrance Pharmacy Red Team o Blue Team o Emergency Department Physical Medicine & Rehab	12" x 60" Wall Mount Overhead
1A53	P5-4/W	1	No Weapon, Search, No Smoking No Photography Copy Per Drawing P5-4/W	24" x 20" (4) Panel Permanent Message
1A53.1	W	1	Customer supplied - VA Rules & Reg	23" x 28" 1" Aluminum Frame w/ 2" Mat
1A53.2	W	1	Customer supplied - VA Patient Rights	42" x 30" 1" Aluminum Frame w/ 2" Mat
1A54	C4 FM	1	Patient Advocate	9" x 36" Wall Mount Overhead

VA ALTOONA - WAYFINDING SIGNAGE
Basement thru 7th Floor

<u>Location</u>	<u>Sign Type</u>	<u>Qty</u>	<u>Message</u>	<u>Remarks</u>
1A56	ML-F	1	1	10" Metal Cut-Out Letter
	A2/W	1	Floor Plan	24" x 24" Framed Stylized Floor Plan
	Ch/P-2/W	1	Directory Listings	6" hdr 24" x 24" Framed Hdr w/2 Pockets for listings
	C1h	1	VA Logo	4 " x 20" Header Panel
	C1c	1	Yellow Team o ➔	2 " x 20" Copy Panel
	C1c	1	Audiology ➔	2 " x 20" Copy Panel
	C1c	1	Pulmonary ➔	2 " x 20" Copy Panel
	C1c	1	Respiratory ➔	2 " x 20" Copy Panel
	C1c	1	Nutrition Clinic ➔	2 " x 20" Copy Panel
	C1c	1	V.V.A. Office ➔	2 " x 20" Copy Panel
	C1c	1	Neuro Psych Testing ➔	2 " x 20" Copy Panel
	C1c	1	Social Work ➔	2 " x 20" Copy Panel
	C1w	1	Frame	20 " x 20" Frame
1A56	Move Existing Bulletin Board & Empty Display Case by VA			
1A57	P5-4/W	1	No Weapon, Search, No Smoking No Photography Copy Per Drawing P5-4/W	24" x 20" (4) Panel Permanent Message
1A57.1	W	1	Customer supplied - VA Rules & Reg	23" x 28" 1" Aluminum Frame w/ 2" Mat
1A57.2	W	1	Customer supplied - VA Patient Rights	42" x 30" 1" Aluminum Frame w/ 2" Mat

VA ALTOONA - WAYFINDING SIGNAGE
Basement thru 7th Floor

<u>Location</u>	<u>Sign Type</u>	<u>Qty</u>	<u>Message</u>	<u>Remarks</u>
<u>2nd Floor</u>				
2A1	ML-F	1	2	10" Metal Cut-Out Letter
2A1	A2/W	1	Floor Plan	24" x 24" Framed Stylized Floor Plan
2A1	Ch/P-2/W	1	Directory Listings	6" hdr 24" x 24" Framed Hdr w/2 Pockets for listings
2A1	C1h	1	VA Logo	4 " x 20" Header Panel
	C1c	1	← AFGE Union Office	2 " x 20" Copy Panel
	C1c	1	← Dental	2 " x 20" Copy Panel
	C1c	1	← Laboratory	2 " x 20" Copy Panel
	C1c	1	← Victory Garden	2 " x 20" Copy Panel
	C1b	1	Blank	2 " x 20" Blank Panel
	C1b	1	Blank	2 " x 20" Blank Panel
	C1b	1	Blank	2 " x 20" Blank Panel
	C1b	1	Blank	2 " x 20" Blank Panel
	C1w	1	Frame	20 " x 20" Frame
2A1	C1h	1	VA Logo	4 " x 20" Header Panel
	C1c	1	Auditorium →	2 " x 20" Copy Panel
	C1c	1	Speech Therapy →	2 " x 20" Copy Panel
	C1c	1	Volunteer Service →	2 " x 20" Copy Panel
	C1c	1	Chapel →	2 " x 20" Copy Panel
	C1b	1	Blank	2 " x 20" Blank Panel
	C1b	1	Blank	2 " x 20" Blank Panel
	C1b	1	Blank	2 " x 20" Blank Panel
	C1b	1	Blank	2 " x 20" Blank Panel
	C1w	1	Frame	20 " x 20" Frame
2A1	Relocate Bulletin Board			

VA ALTOONA - WAYFINDING SIGNAGE
Basement thru 7th Floor

<u>Location</u>	<u>Sign Type</u>	<u>Qty</u>	<u>Message</u>	<u>Remarks</u>
2A1.1	C4 D/F	1	Main Elevators	12" x 48" Ceiling Mount Overhead
2A2	C1h	1	VA Logo	4 " x 20" Header Panel
	C1c	1	← AFGE Union Office	2 " x 20" Copy Panel
	C1c	1		Dental → 2 " x 20" Copy Panel
	C1c	1		Laboratory → 2 " x 20" Copy Panel
	C1c	1		TBD Copy → 2 " x 20" Copy Panel
	C1b	1	Blank	2 " x 20" Blank Panel
	C1b	1	Blank	2 " x 20" Blank Panel
	C1b	1	Blank	2 " x 20" Blank Panel
	C1b	1	Blank	2 " x 20" Blank Panel
	C1w	1	Frame	20 " x 20" Frame
2A3	C4 FM	1	Auditorium	12" x 60" Wall Mount Overhead
2A3.1	C4 D/F	1	Chapel	9" x 48" Ceiling Mount Overhead
2A4	C1h	1	VA Logo	4 " x 20" Header Panel
	C1c	1	← Chapel	2 " x 20" Copy Panel
	C1c	1	← Speech Therapy	2 " x 20" Copy Panel
	C1c	1	← Volunteer Services	2 " x 20" Copy Panel
	C1b	1	Blank	2 " x 20" Blank Panel
	C1b	1	Blank	2 " x 20" Blank Panel
	C1b	1	Blank	2 " x 20" Blank Panel
	C1b	1	Blank	2 " x 20" Blank Panel
	C1b	1	Blank	2 " x 20" Blank Panel
	C1w	1	Frame	20 " x 20" Frame

VA ALTOONA - WAYFINDING SIGNAGE
Basement thru 7th Floor

<u>Location</u>	<u>Sign Type</u>	<u>Qty</u>	<u>Message</u>	<u>Remarks</u>
2A5 Room 213	G D/F	1	Volunteer Services	9" x 12" Right Angle
2A6 Room 212	G D/F	1	Speech Therapy	9" x 12" Right Angle
2A7	C4 D/F	1	Dental	9" x 48" Ceiling Mount Overhead
2A8	P5-4/W	1	No Weapon, Search, No Smoking No Photography Copy Per Drawing P5-4/W	24" x 20" (4) Panel Permanent Message
2A8.1	W	1	Customer supplied - VA Rules & Reg	23" x 28" 1" Aluminum Frame w/ 2" Mat
2A8.2	W	1	Customer supplied - VA Patient Rights	42" x 30" 1" Aluminum Frame w/ 2" Mat
2A9	C1h	1	VA Logo	4 " x 20" Header Panel
	C1c	1	← Victory Garden	2 " x 20" Copy Panel
	C1c	1		Dental ↑ 2 " x 20" Copy Panel
	C1c	1		Laboratory ↑ 2 " x 20" Copy Panel
	C1c	1		Library / Patient Education ↑ 2 " x 20" Copy Panel
	C1c	1		Copy TBD ↑ 2 " x 20" Copy Panel
	C1b	1	Blank	2 " x 20" Blank Panel
	C1b	1	Blank	2 " x 20" Blank Panel
	C1b	1	Blank	2 " x 20" Blank Panel
	C1w	1	Frame	20 " x 20" Frame

VA ALTOONA - WAYFINDING SIGNAGE
Basement thru 7th Floor

<u>Location</u>	<u>Sign Type</u>	<u>Qty</u>	<u>Message</u>	<u>Remarks</u>
2A10	C4 D/F	1	TBD Kiosk Check-In	9" x 36" Ceiling Mount Overhead
2A11	C4 D/F	1	TBD	9" x 48" Ceiling Mount Overhead
2A13	C1h	1	VA Logo	4 " x 20" Header Panel
	C1c	1	Dental ➔	2 " x 20" Copy Panel
	C1c	1	Main Elevator ➔	2 " x 20" Copy Panel
	C1c	1	Auditorium ➔	2 " x 20" Copy Panel
	C1c	1	Chapel ➔	2 " x 20" Copy Panel
	C1c	1	Speech Therapy ➔	2 " x 20" Copy Panel
	C1c	1	Volunteer Services ➔	2 " x 20" Copy Panel
	C1b	1	Blank	2 " x 20" Blank Panel
	C1b	1	Blank	2 " x 20" Blank Panel
	C1w	1	Frame	20 " x 20" Frame
2A14	C1h	1	VA Logo	4 " x 20" Header Panel
	C1c	1	← TBD	2 " x 20" Copy Panel
	C1c	1	← Laboratory	2 " x 20" Copy Panel
	C1c	1	← Library / Patient Education	2 " x 20" Copy Panel
	C1b	1	Blank	2 " x 20" Blank Panel
	C1b	1	Blank	2 " x 20" Blank Panel
	C1b	1	Blank	2 " x 20" Blank Panel
	C1b	1	Blank	2 " x 20" Blank Panel
	C1b	1	Blank	2 " x 20" Blank Panel
	C1w	1	Frame	20 " x 20" Frame

VA ALTOONA - WAYFINDING SIGNAGE
Basement thru 7th Floor

<u>Location</u>	<u>Sign Type</u>	<u>Qty</u>	<u>Message</u>	<u>Remarks</u>
2A15	C4 D/F	1	Blue Team Elevators	9" x 48" Ceiling Mount Overhead
2A16	C4 D/F	1	Laboratory	9" x 48" Ceiling Mount Overhead
2A17	C4 D/F	1	Library / Patient Education	9" x 48" Ceiling Mount Overhead
2A18	ML-F	1	2	10" Metal Cut-Out Letter
2A18	C1h	1	VA Logo	4 " x 20" Header Panel
	C1c	1	← Copy TBD	2 " x 20" Copy Panel
	C1c	1	← Main Elevator	2 " x 20" Copy Panel
	C1c	1	← Dental	2 " x 20" Copy Panel
	C1c	1	← AFGE Union Office	2 " x 20" Copy Panel
	C1c	1	← Auditorium	2 " x 20" Copy Panel
	C1c	1	← Chapel	2 " x 20" Copy Panel
	C1c	1	← Speech Therapy	2 " x 20" Copy Panel
	C1c	1	← Volunteer Services	2 " x 20" Copy Panel
	C1w	1	Frame	20 " x 20" Frame
2A18	C1h	1	VA Logo	4 " x 20" Header Panel
	C1c	1	Laboratory →	2 " x 20" Copy Panel
	C1c	1	Library / Patient Education →	2 " x 20" Copy Panel
	C1b	1	Blank	2 " x 20" Blank Panel
	C1b	1	Blank	2 " x 20" Blank Panel
	C1b	1	Blank	2 " x 20" Blank Panel
	C1b	1	Blank	2 " x 20" Blank Panel
	C1b	1	Blank	2 " x 20" Blank Panel
	C1b	1	Blank	2 " x 20" Blank Panel
	C1w	1	Frame	20 " x 20" Frame

VA ALTOONA - WAYFINDING SIGNAGE
Basement thru 7th Floor

<u>Location</u>	<u>Sign Type</u>	<u>Qty</u>	<u>Message</u>	<u>Remarks</u>
2A19	P5-4/W	1	No Weapon, Search, No Smoking No Photography Copy Per Drawing P5-4/W	24" x 20" (4) Panel Permanent Message
2A19.1	W	1	Customer supplied - VA Rules & Reg	23" x 28" 1" Aluminum Frame w/ 2" Mat
2A19.2	W	1	Customer supplied - VA Patient Rights	42" x 30" 1" Aluminum Frame w/ 2" Mat
2A20	P5-4/W	1	No Weapon, Search, No Smoking No Photography Copy Per Drawing P5-4/W	24" x 20" (4) Panel Permanent Message
2A20.1	W	1	Customer supplied - VA Rules & Reg	23" x 28" 1" Aluminum Frame w/ 2" Mat

VA ALTOONA - WAYFINDING SIGNAGE
Basement thru 7th Floor

<u>Location</u>	<u>Sign Type</u>	<u>Qty</u>	<u>Message</u>		<u>Remarks</u>
<u>3rd Floor</u>					
3A1	ML-F	1	3		10" Metal Cut-Out Letter
3A1	A2/W	1	Floor Plan		24" x 24" Framed Stylized Floor Plan
3A1	Ch/P-2/W	1	Directory Listings	6" hdr	24" x 24" Framed Hdr w/2 Pockets for listings
3A1	C1h	1	VA Logo		4 " x 20" Header Panel
	C1c	1	← Specialty Clinic		2 " x 20" Copy Panel
	C1c	1	Diabetic Retina		2 " x 20" Copy Panel
	C1c	1	Optometry		2 " x 20" Copy Panel
	C1c	1	Refraction		2 " x 20" Copy Panel
	C1c	1	Optician		2 " x 20" Copy Panel
	C1c	1	Visual Fields		2 " x 20" Copy Panel
	C1c	1	TBI		2 " x 20" Copy Panel
	C1c	1	ENT		2 " x 20" Copy Panel
	C1c	1	Comp & Pension		2 " x 20" Copy Panel
	C1c	1	Pre-Anesthesia		2 " x 20" Copy Panel
	C1c	1	← ICU		2 " x 20" Copy Panel
	C1c	1	← Ambulatory Surgery		2 " x 20" Copy Panel
	C1b	1	Blank		2 " x 20" Blank Panel
	C1b	1	Blank		2 " x 20" Blank Panel
	C1b	1	Blank		2 " x 20" Blank Panel
	C1b	1	Blank		2 " x 20" Blank Panel
	C1b	1	Blank		2 " x 20" Blank Panel
	C1w	1	Frame		38 " x 20" Frame
	C1b	10	Blanks		2 " x 20" Blank Panels for swapping out

VA ALTOONA - WAYFINDING SIGNAGE
Basement thru 7th Floor

<u>Location</u>	<u>Sign Type</u>	<u>Qty</u>	<u>Message</u>	<u>Remarks</u>
3A1	C1h	1	VA Logo	4 " x 20" Header Panel
	C1c	1	Specialty Clinic	→ 2 " x 20" Copy Panel
	C1c	1	GU	2 " x 20" Copy Panel
	C1c	1	Podiatry	2 " x 20" Copy Panel
	C1c	1	Cardiology	2 " x 20" Copy Panel
	C1c	1	Pulmonary / Gynecology	2 " x 20" Copy Panel
	C1c	1	Pain	2 " x 20" Copy Panel
	C1c	1	LESI (Lumbar Epidural)	2 " x 20" Copy Panel
	C1c	1	Specialty Nursing	2 " x 20" Copy Panel
	C1b	1	Blank	2 " x 20" Blank Panel
	C1b	1	Blank	2 " x 20" Copy Panel
	C1b	1	Blank	2 " x 20" Copy Panel
	C1b	1	Blank	2 " x 20" Blank Panel
	C1b	1	Blank	2 " x 20" Blank Panel
	C1b	1	Blank	2 " x 20" Blank Panel
	C1b	1	Blank	2 " x 20" Blank Panel
	C1w	1	Frame	34 " x 20" Frame
	C1b	8	Blanks	2 " x 20" Blank Panels for swapping out
3A1.1			Removed from Project	
3A1.2			Removed from Project	

VA ALTOONA - WAYFINDING SIGNAGE
Basement thru 7th Floor

<u>Location</u>	<u>Sign Type</u>	<u>Qty</u>	<u>Message</u>	<u>Remarks</u>
3A1.3	C1h	1	Specialty Clinic	4 " x 20" Header Panel
	C1c	1	Diabetic Retina	2 " x 20" Copy Panel
	C1c	1	Optometry	2 " x 20" Copy Panel
	C1c	1	Refraction	2 " x 20" Copy Panel
	C1c	1	Optician	2 " x 20" Copy Panel
	C1c	1	Visual Fields	2 " x 20" Copy Panel
	C1c	1	TBI	2 " x 20" Copy Panel
	C1c	1	ENT	2 " x 20" Copy Panel
	C1c	1	Comp & Pension	2 " x 20" Copy Panel
	C1c	1	Pre-Anesthesia	2 " x 20" Copy Panel
	C1b	1	Blank	2 " x 20" Blank Panel
	C1b	1	Blank	2 " x 20" Blank Panel
	C1b	1	Blank	2 " x 20" Blank Panel
	C1b	1	Blank	2 " x 20" Blank Panel
	C1b	1	Blank	2 " x 20" Blank Panel
	C1w	1	Frame	32 " x 20" Frame
	C1b	10	Blanks	2" x 20" Blank Panels for swapping out

VA ALTOONA - WAYFINDING SIGNAGE
Basement thru 7th Floor

<u>Location</u>	<u>Sign Type</u>	<u>Qty</u>	<u>Message</u>	<u>Remarks</u>
3A1.4	C1h	1	Specialty Clinic	4 " x 20" Header Panel
	C1c	1	GU	2 " x 20" Copy Panel
	C1c	1	Podiatry	2 " x 20" Copy Panel
	C1c	1	Cardiology	2 " x 20" Copy Panel
	C1c	1	Pulmonary / Gynecology	2 " x 20" Copy Panel
	C1c	1	Pain	2 " x 20" Copy Panel
	C1c	1	LESI (Lumbar Epidural)	2 " x 20" Copy Panel
	C1c	1	Specialty Nursing	2 " x 20" Copy Panel
	C1b	1	Blank	2 " x 20" Blank Panel
	C1b	1	Blank	2 " x 20" Blank Panel
	C1b	1	Blank	2 " x 20" Blank Panel
	C1b	1	Blank	2 " x 20" Blank Panel
	C1b	1	Blank	2 " x 20" Blank Panel
	C1b	1	Blank	2 " x 20" Blank Panel
	C1b	1	Blank	2 " x 20" Blank Panel
	C1b	1	Blank	2 " x 20" Blank Panel
	C1w	1	Frame	32 " x 20" Frame
	C1b	6	Blanks	2" x 20" Blank Panels for swapping out
3A2	C4 D/F	1	Main Elevators	9" x 48" Ceiling Mount Overhead
3A3	C4 FM	1	Specialty Clinic	9" x 48" Wall Mount Overhead
3A3.1	C4 S/F	1	➔ Specialty Clinic Kiosk Check-in	9" x 36" Ceiling Mount Overhead

VA ALTOONA - WAYFINDING SIGNAGE
Basement thru 7th Floor

<u>Location</u>	<u>Sign Type</u>	<u>Qty</u>	<u>Message</u>	<u>Remarks</u>
3A3.2	C4 D/F	1	Specialty Clinic Kiosk Check-In	9" x 36" Ceiling Mount Overhead
3A4	C4 FM	1	↑ ICU ● Ambulatory Surgery ● Blue Team Elevators	12" x 60" Wall Mount Overhead
3A5	C4 D/F	1	ICU	9" x 48" Ceiling Mount Overhead
3A5.1	G D/F	1	ICU Waiting Room	9" x 12" Right Angle
3A6	C1h	1	←	4 " x 20" Header Panel
	C1c	1	Blue Team Elevators	2 " x 20" Copy Panel
	C1c	1	Ambulatory Surgery	2 " x 20" Copy Panel
	C1b	1	Blank	2 " x 20" Blank Panel
	C1b	1	Blank	2 " x 20" Blank Panel
	C1b	1	Blank	2 " x 20" Blank Panel
	C1b	1	Blank	2 " x 20" Blank Panel
	C1b	1	Blank	2 " x 20" Blank Panel
	C1b	1	Blank	2 " x 20" Blank Panel
	C1w	1	Frame	20 " x 20" Frame
3A7	C4 D/F	1	Blue Team Elevators	9" x 48" Ceiling Mount Overhead

VA ALTOONA - WAYFINDING SIGNAGE
Basement thru 7th Floor

<u>Location</u>	<u>Sign Type</u>	<u>Qty</u>	<u>Message</u>	<u>Remarks</u>
3A8	C4 FM	1	Ambulatory Surgery	9" x 48" Wall Mount Overhead
3A8.1	G D/F	1	Ambulatory Surgery	9" x 12" Right Angle
3A9	C1h	1	3rd Floor VA Logo	4 " x 20" Header Panel
	C1c	1	Specialty Clinics	➔ 2 " x 20" Copy Panel
	C1c	1	ICU	➔ 2 " x 20" Copy Panel
	C1c	1	Main Elevators	➔ 2 " x 20" Copy Panel
	C1b	1	Blank	2 " x 20" Copy Panel
	C1b	1	Blank	2 " x 20" Copy Panel
	C1b	1	Blank	2 " x 20" Copy Panel
	C1b	1	Blank	2 " x 20" Blank Panel
	C1b	1	Blank	2 " x 20" Blank Panel
	C1w	1	Frame	20 " x 20" Frame
3A10	C4 FM	1	Specialty Clinic Kiosk Check-In	➔ 9" x 48" Wall Mount Overhead
3A11	C4 S/F	1	Specialty Clinic Kiosk Check-In	9" x 36" Ceiling Mount Overhead

VA ALTOONA - WAYFINDING SIGNAGE
Basement thru 7th Floor

<u>Location</u>	<u>Sign Type</u>	<u>Qty</u>	<u>Message</u>		<u>Remarks</u>
<u>4th Floor</u>					
4A1	ML-F	1	4		10" Metal Cut-Out Letter
	A2/W	1	Floor Plan		24" x 24" Framed Stylized Floor Plan
	Ch/P-2/W	1	Directory Listings	6" hdr	24" x 24" Framed Hdr w/2 Pockets for listings
4A2	Ch/P/W	1	←	3" hdr	15"h x 17"w Framed Pocket w/3" Hdr
	P Insert	1	Rooms 405 - 425		11" x 17" Acetate Insert
4A3	Ch/P/W	1	→	3" hdr	15"h x 17"w Framed Pocket w/3" Hdr
	P Insert	1	Rooms 429 - 450 Patient / Family Lounge		11" x 17" Acetate Insert
4A4	C4 D/F	1	Nurse Station		9" x 36" Ceiling Mount Overhead
4A5	G D/F	1	Patient Family Lounge		9" x 12" Right Angle

VA ALTOONA - WAYFINDING SIGNAGE
Basement thru 7th Floor

<u>Location</u>	<u>Sign Type</u>	<u>Qty</u>	<u>Message</u>		<u>Remarks</u>
<u>5th Floor</u>					
5A1	Ch/P-2/BP	1	5th Floor	3" hdr	25"h x 24" Header & 2 Pockets on Backplate 17"h x 11"w Acetate Insert
	P Inserts	2	Listings		
5A2	Ch/P/BP	1	➔	3" hdr	18.5"h x 17"w Header & Pocket on Backplate 11"h x 17"w Acetate Insert
	P Insert	1	Resident Rooms 533 - 548 Family Kitchen		
5A3	Ch/P/BP	1	←	3" hdr	18.5"h x 17"w Header & Pocket on Backplate 11"h x 17"w Acetate Insert
	P Insert	1	Resident Rooms 509 - 514		
5A4	P5/BP	1	Hearth Room		18.5"h x 17"w Permanent Message on Backplate
5A5	P5/BP	1	Café		18.5"h x 17"w Permanent Message on Backplate
5A6	P5/BP	1	Dining Room		18.5"h x 17"w Permanent Message on Backplate
5A7	G D/F	1	Family Kitchen		9" x 12" Right Angle
5A8	P5/BP	1	Library		18.5"h x 17"w Permanent Message on Backplate

VA ALTOONA - WAYFINDING SIGNAGE
Basement thru 7th Floor

<u>Location</u>	<u>Sign Type</u>	<u>Qty</u>	<u>Message</u>		<u>Remarks</u>
<u>6th Floor</u>					
6A1	Ch/P-2/BP	1	6th Floor	3" hdr	25"h x 24" Header & 2 Pockets on Backplate 17"h x 11"w Acetate Insert
	P Inserts	2	Listings		
6A2	Ch/P/BP	1	➔	3" hdr	18.5"h x 17"w Header & Pocket on Backplate 11"h x 17"w Acetate Insert
	P Insert	1	Resident Rooms 619 - 634 Family Kitchen		
6A3	Ch/P/BP	1	←	3" hdr	18.5"h x 17"w Header & Pocket on Backplate 11"h x 17"w Acetate Insert
	P Insert	1	Resident Rooms 604 - 614		
6A4	P5/BP	1	Hearth Room		18.5"h x 17"w Permanent Message on Backplate
6A5	P5/BP	1	Café		18.5"h x 17"w Permanent Message on Backplate
6A6	P5/BP	1	Dining Room		18.5"h x 17"w Permanent Message on Backplate
6A7	G D/F	1	Family Kitchen		9" x 12" Right Angle
6A8	P5/BP	1	Library		18.5"h x 17"w Permanent Message on Backplate

<u>Location</u>	<u>Sign Type</u>	<u>Qty</u>	<u>Message</u>	<u>Remarks</u>
<u>7th Floor</u>				
7A1	Leave Existing Pictures			
7A2	C4/W	1	7th Floor	6" x 48" Hdr in 22" x 48" Frame
Mt in Left side of frame under hdr	C2c	1	← Quality Management	2 " x 24" Copy Panel
	C2c	1	← Restrooms	2 " x 24" Copy Panel
	C2b	1	Blank	2 " x 24" Blank Panel
	C2b	1	Blank	2 " x 24" Blank Panel
	C2b	1	Blank	2 " x 24" Blank Panel
	C2b	1	Blank	2 " x 24" Blank Panel
	C2b	1	Blank	2 " x 24" Blank Panel
	C2b	1	Blank	2 " x 24" Blank Panel
				16
Mt in Right side of frame under hdr	C2c	1	Director's Suite →	2 " x 24" Copy Panel
	C2c	1	Associate Director →	2 " x 24" Copy Panel
	C2c	1	Chief of Staff →	2 " x 24" Copy Panel
	C2c	1	AD for Patient / Nursing Service →	2 " x 24" Copy Panel
	C2c	1	Public Affairs →	2 " x 24" Copy Panel
	C2b	1	Blank	2 " x 24" Blank Panel
	C2b	1	Blank	2 " x 24" Blank Panel
	C2b	1	Blank	2 " x 24" Blank Panel
				16
7A3	C4 FM	1	Director's Conference Room	9" x 48" Wall Mount Overhead
7A4	ML-F	15	Director's Suite	4" x 1/4" Cut-Out Satin Brass Letters

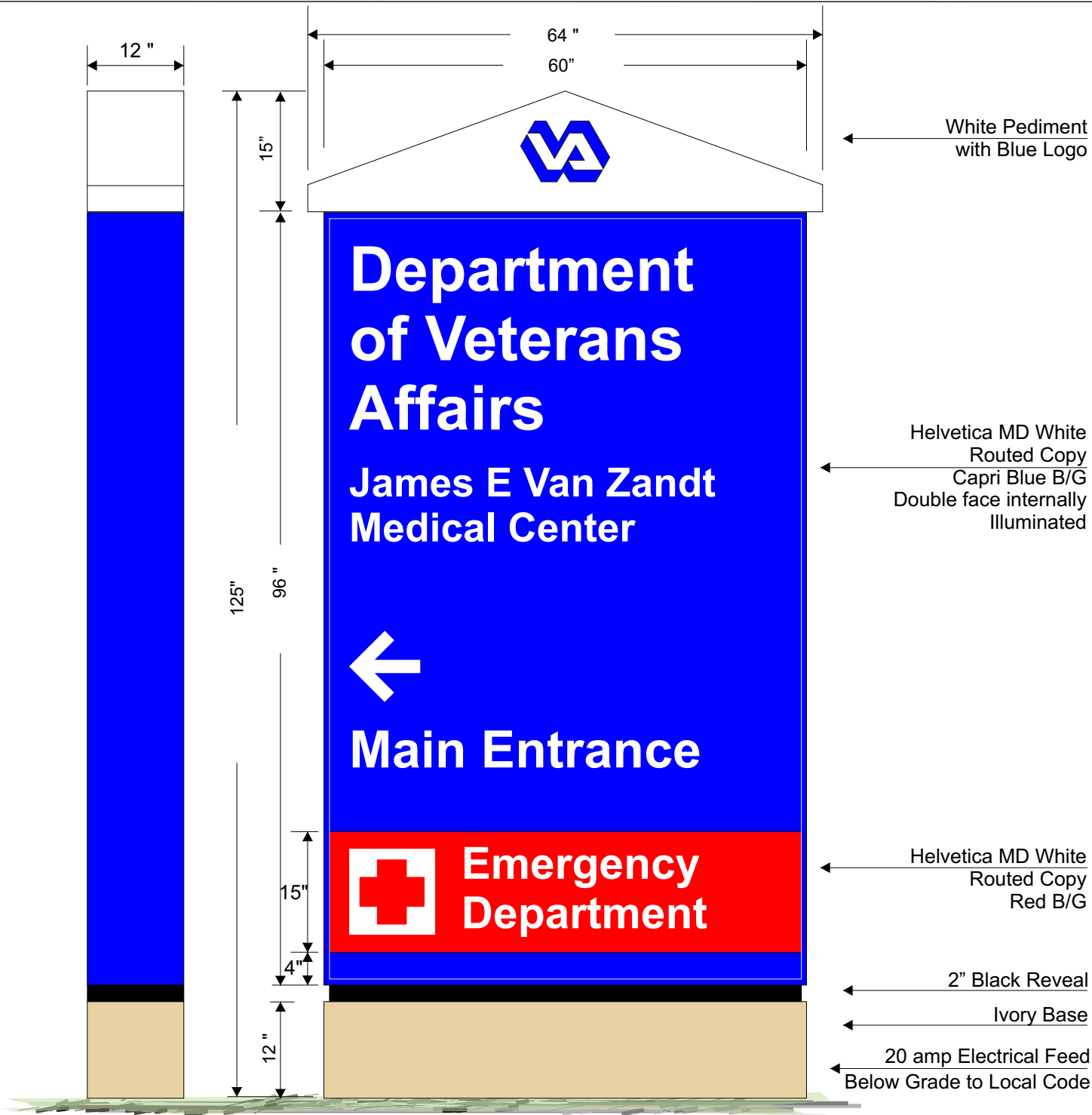
VA ALTOONA - WAYFINDING SIGNAGE
Basement thru 7th Floor

<u>Location</u>	<u>Sign Type</u>	<u>Qty</u>	<u>Message</u>		<u>Remarks</u>
7A5	G D/F	1	Quality Management Service		9" x 12" Right Angle
7A5.1	C4 D/F	1	Associate Director for Patient / Nursing Services		9" x 36" Ceiling Mount Overhead
7A5.2	C4 D/F	1	Public Affairs		9" x 36" Ceiling Mount Overhead
7A6	C4 D/F	1	Office of the Director		9" x 48" Ceiling Mount Overhead
7A7	C4 FM	1	Chief of Staff		9" x 36" Wall Mount Overhead
7A8	C4 D/F	1	Office of Associate Director		9" x 36" Ceiling Mount Overhead
7A9	Ch/P/W	1	Medical Center Directory	3" hdr	21" x 12" Framed Hdr w/1 Pocket for listings
	P Insert	1	Listings		17" x 11" Acetate Insert
7A10	Ch/P/W	1	Medical Center Directory	3" hdr	21" x 12" Framed Hdr w/1 Pocket for listings
	P Insert	1	Listings		17" x 11" Acetate Insert

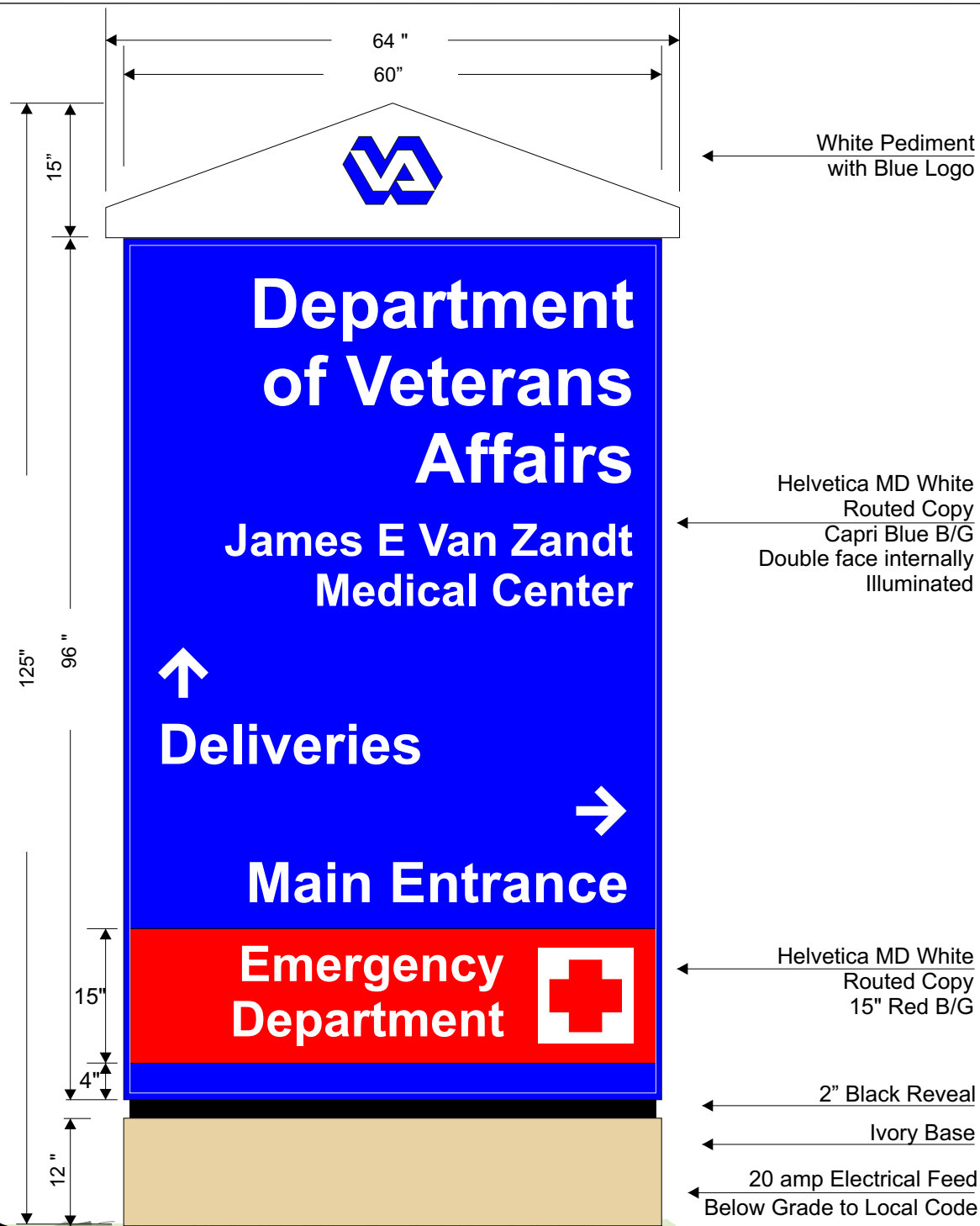

Sign Specifications

Frame: Square Satin Silver
Backplate: BP Wood Laminate with Curved Top
Sign Colors: Off White Background, Black Copy
Font Style: Helvetica Medium
Insert Type: Acetate
Overhead: Natural Oak Wood Header

VA Altoona, PA			
Scale: 1:18	Designer:	Drawn By:	
Date: 1.24.12	Revised:		
Type 7/1200 Illuminated Pylon D/F			

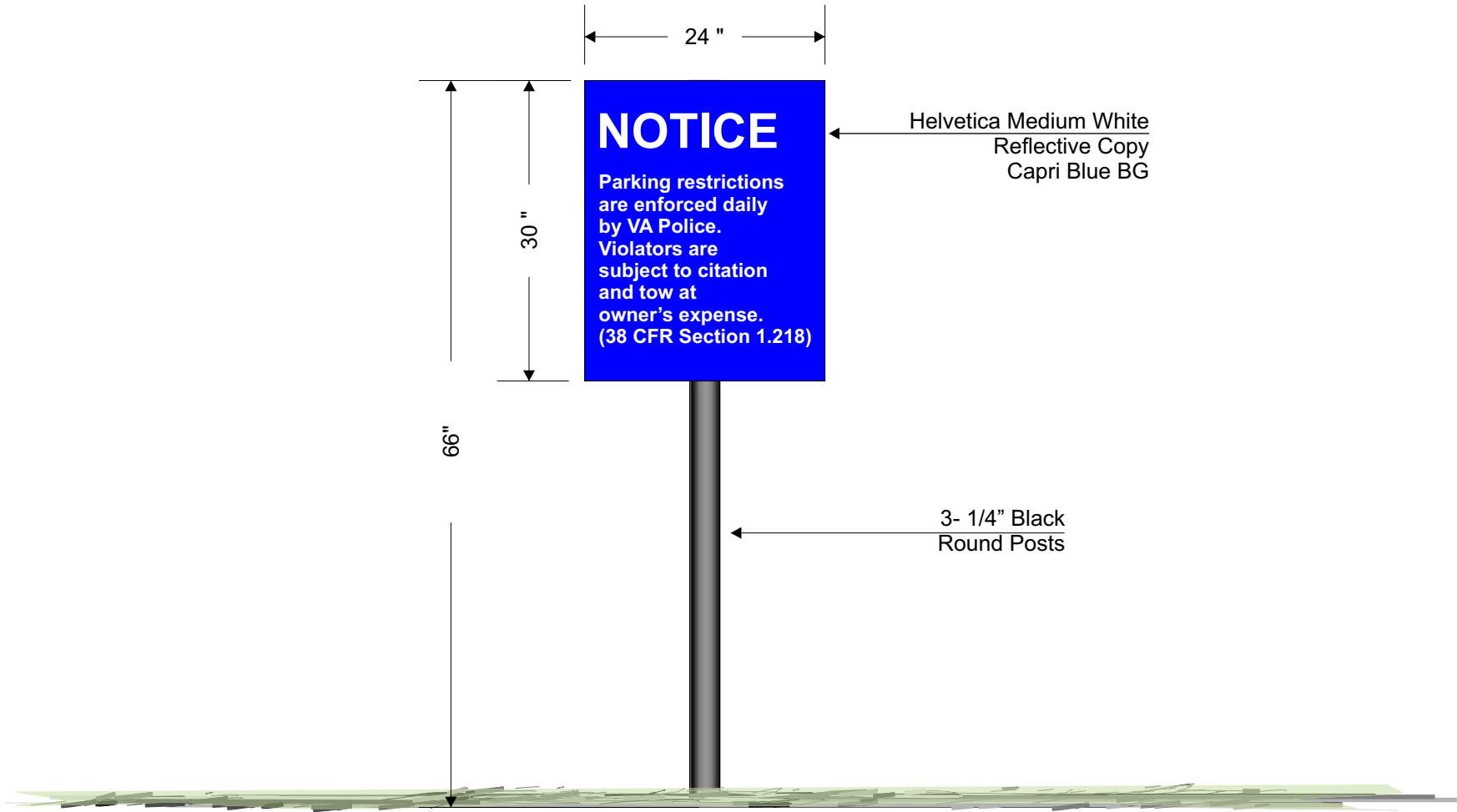


VA Altoona, PA		
Scale: 1:18	Designer:	Drawn By:
Date: 1.24.12	Revised:	
Type 7/1200 Illuminated Pylon D/F		

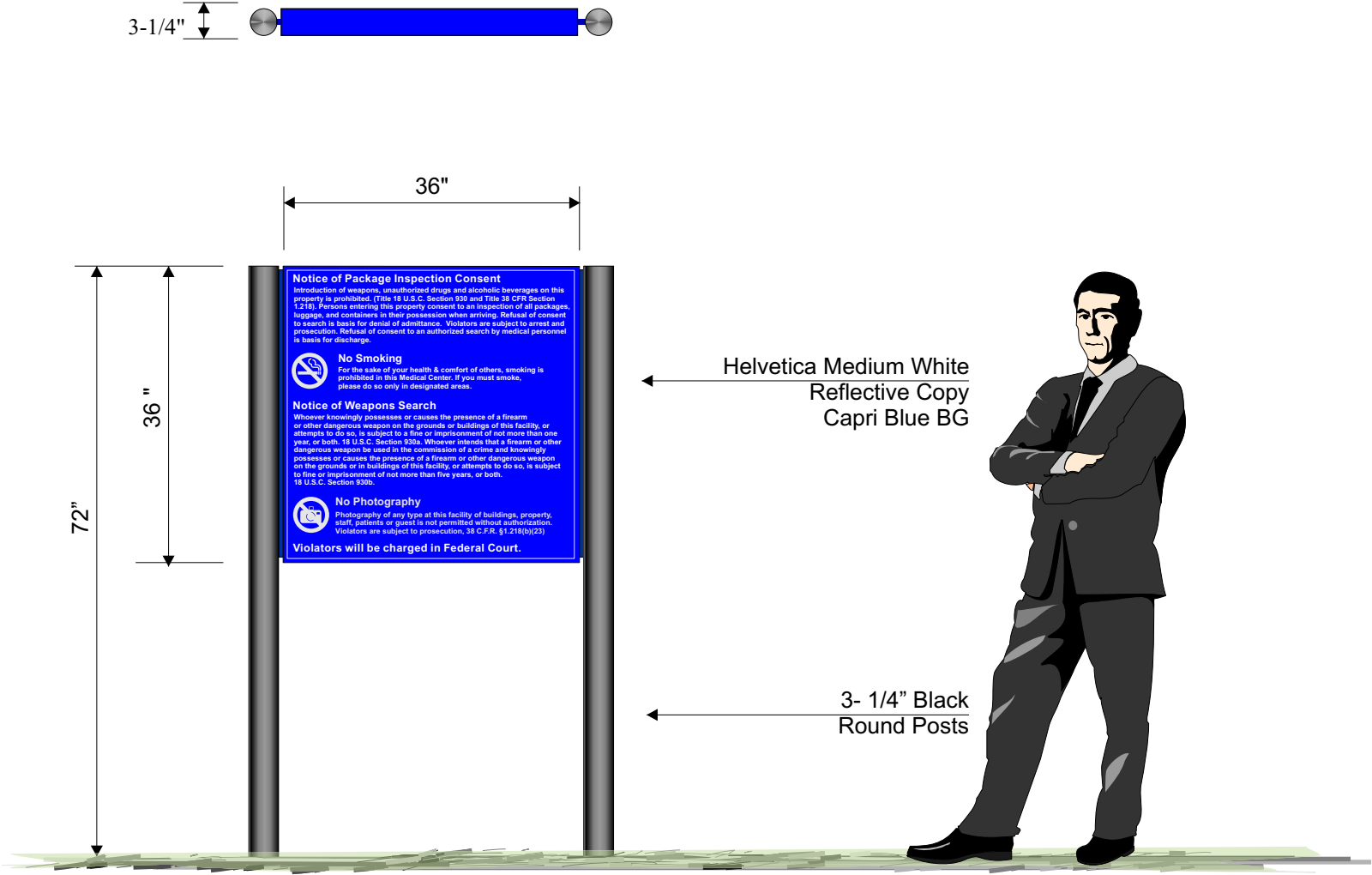
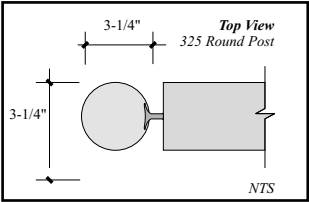


Side 2

VA Altoona, PA			
Scale: 1:16	Designer:	Drawn By:	
Date: 1.24.12	Revised:		
Type: 5/218			



VA Altoona, PA			
Scale: 1:20	Designer:	Drawn By:	
Date: 1.24.12	Revised:		
Type 6/325 - 36 x 48 Post & Pane S/F			



Notice of Package Inspection Consent

Introduction of weapons, unauthorized drugs and alcoholic beverages on this property is prohibited. (Title 18 U.S.C. Section 930 and Title 38 CFR Section 1.218). Persons entering this property consent to an inspection of all packages, luggage, and containers in their possession when arriving. Refusal of consent to search is basis for denial of admittance. Violators are subject to arrest and prosecution. Refusal of consent to an authorized search by medical personnel is basis for discharge.



No Smoking

For the sake of your health & comfort of others, smoking is prohibited in this Medical Center. If you must smoke, please do so only in designated areas.

Notice of Weapons Search

Whoever knowingly possesses or causes the presence of a firearm or other dangerous weapon on the grounds or buildings of this facility, or attempts to do so, is subject to a fine or imprisonment of not more than one year, or both. 18 U.S.C. Section 930a. Whoever intends that a firearm or other dangerous weapon be used in the commission of a crime and knowingly possesses or causes the presence of a firearm or other dangerous weapon on the grounds or in buildings of this facility, or attempts to do so, is subject to fine or imprisonment of not more than five years, or both. 18 U.S.C. Section 930b.



No Photography

Photography of any type at this facility of buildings, property, staff, patients or guest is not permitted without authorization. Violators are subject to prosecution, 38 C.F.R. §1.218(b)(23)

Violators will be charged in Federal Court.

VA Altoona, PA

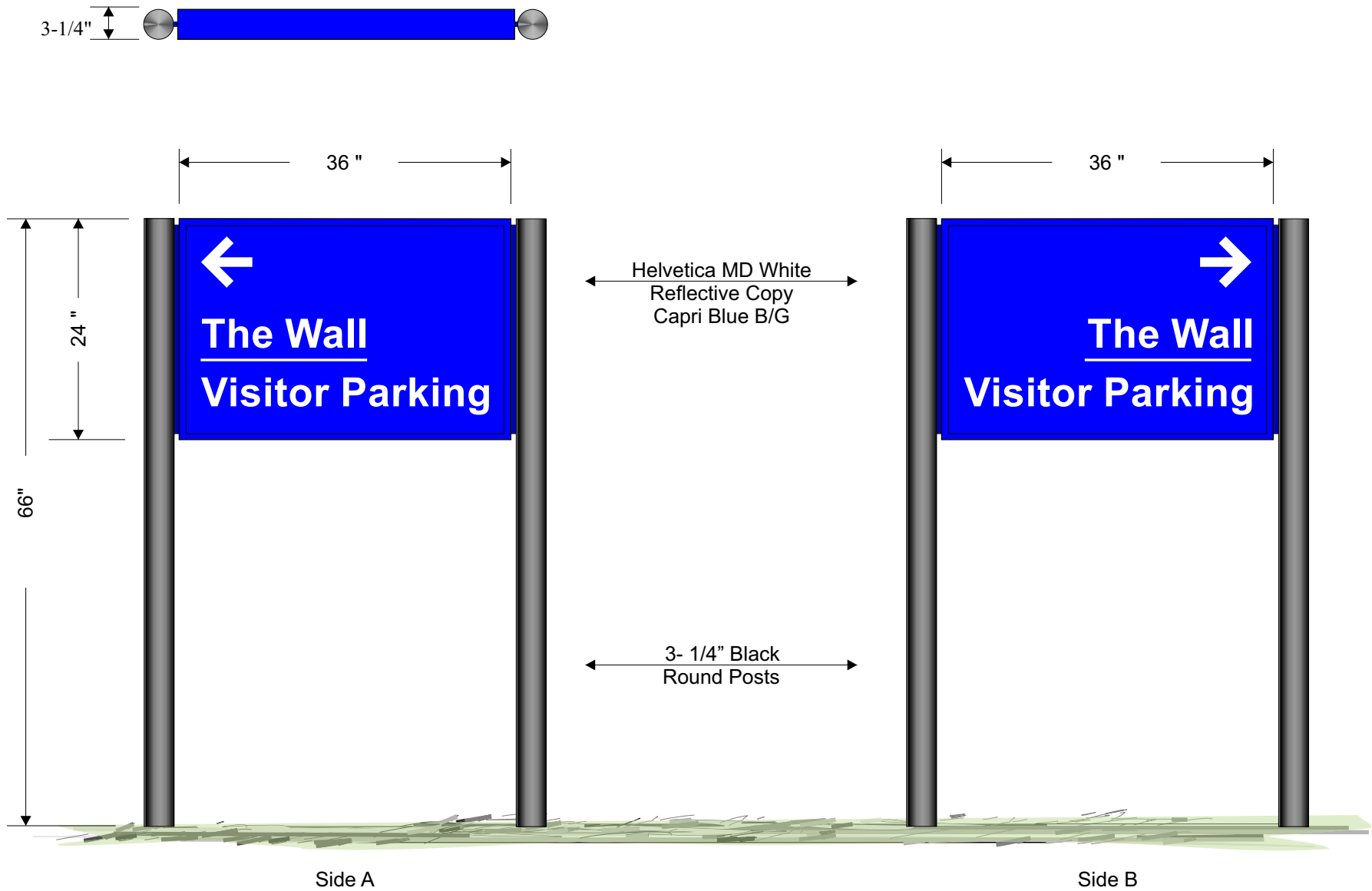
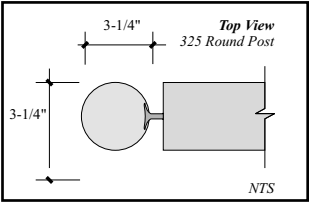
Scale: Designer: Drawn By:

Date: 1.24.12

Revised:

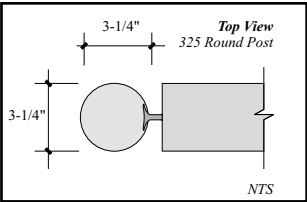
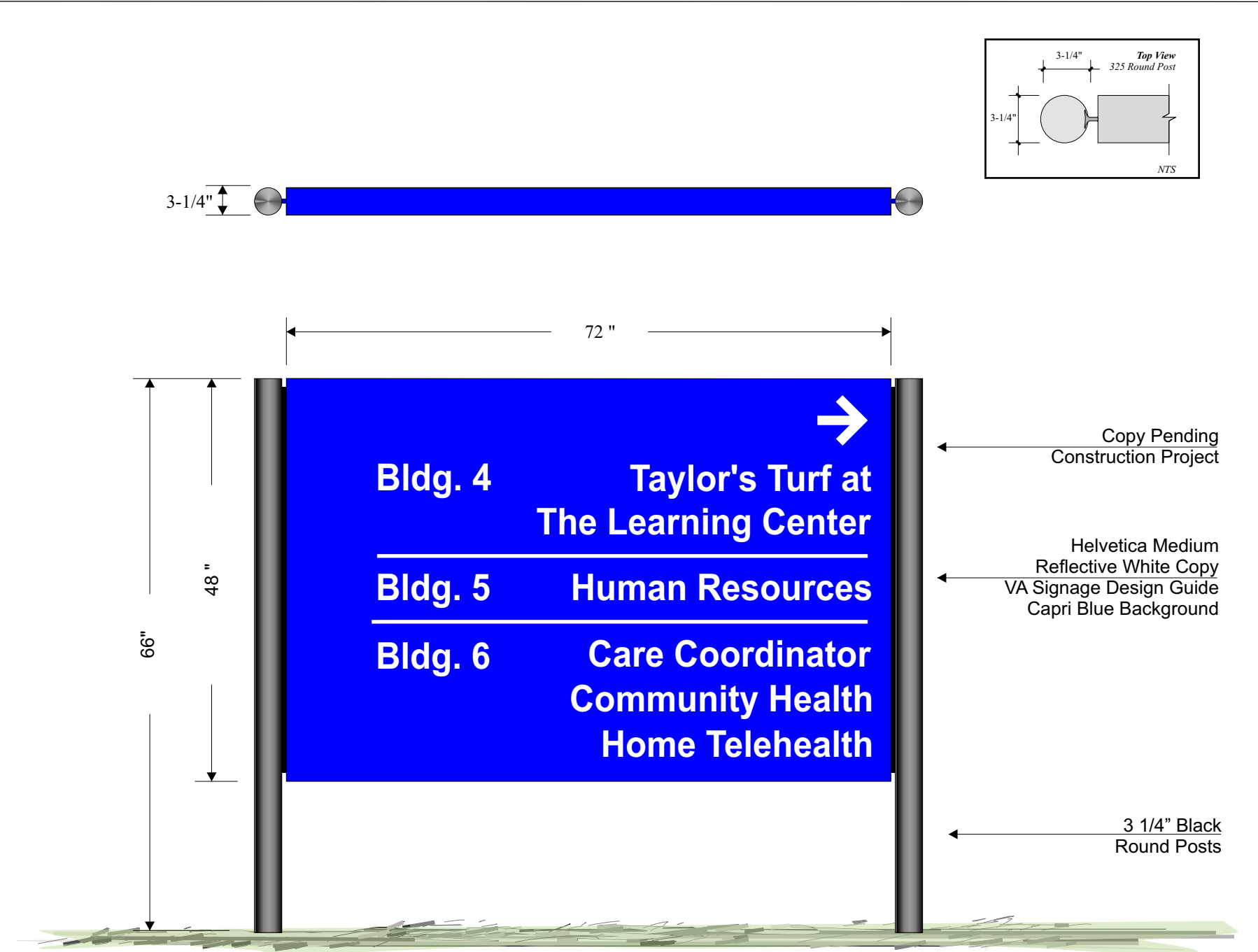
Location E1 Text Detail

VA Altoona, PA			
Scale: 1:16	Designer:	Drawn By:	
Date: 1.24.12	Revised:		
Type 6/325 DF - Post & Panel			



VA Altoona, PA			
Scale: 1:16	Designer:	Drawn By:	
Date: 1.24.12	Revised:		
Type 6/325 DF - Post & Panel			

VA/Altoon/Ext/Str



Copy Pending
Construction Project

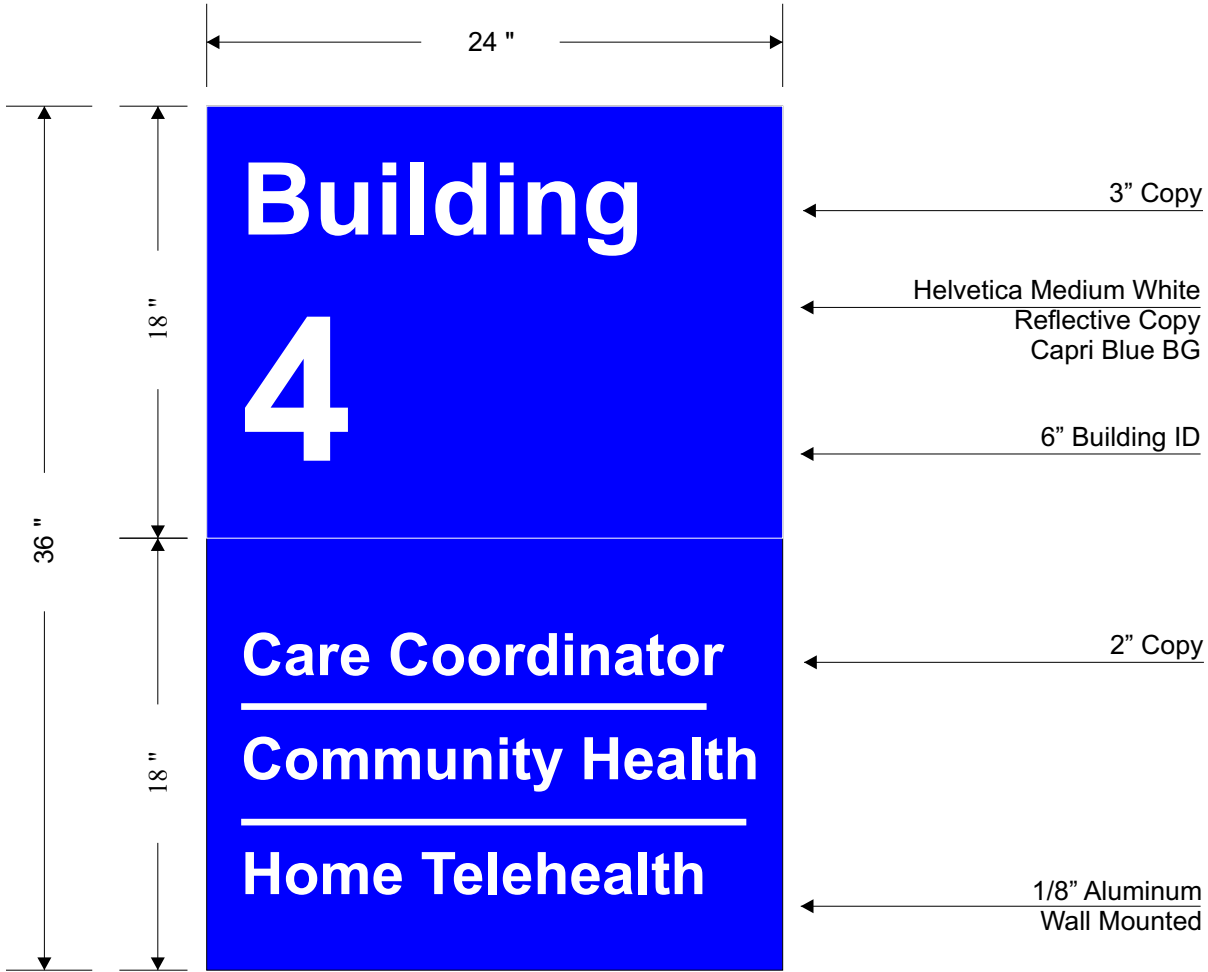
Helvetica Medium
Reflective White Copy
VA Signage Design Guide
Capri Blue Background

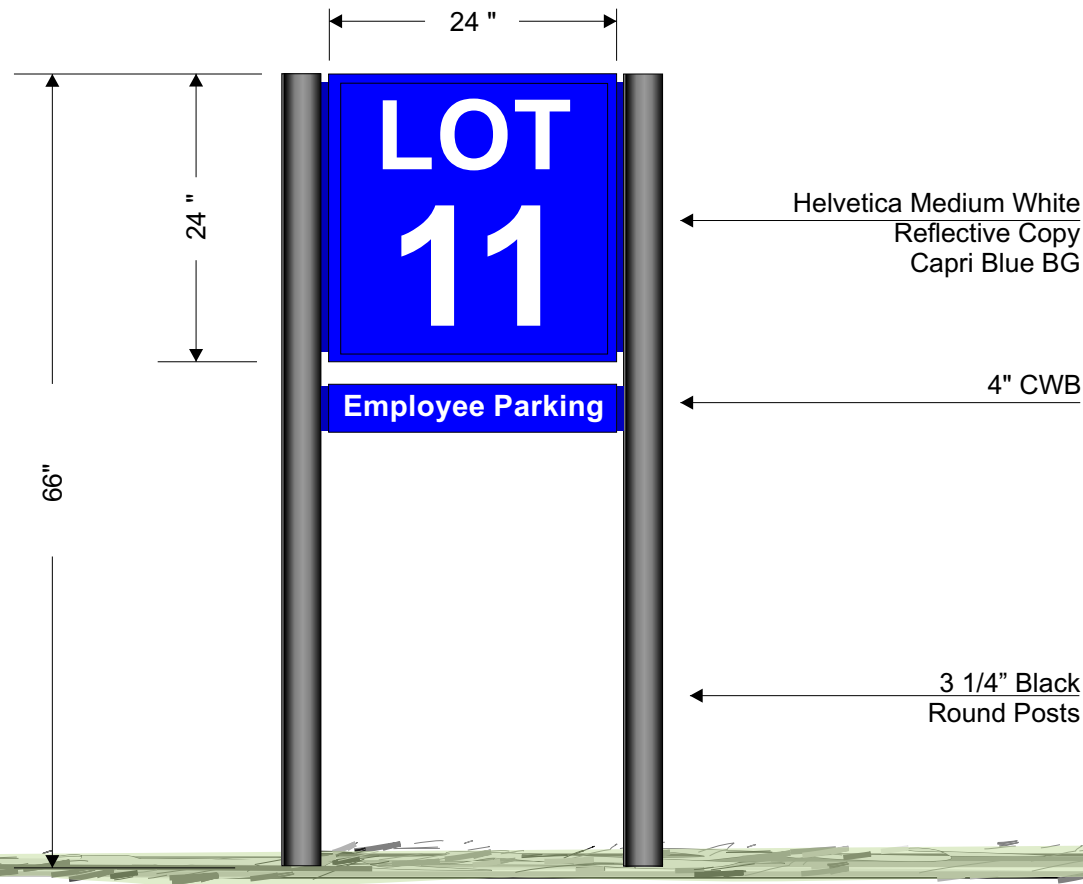
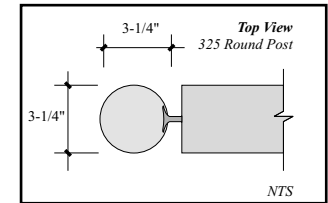
3 1/4" Black
Round Posts

(EN-03.02)

Loc E2

VA Altoona, PA			
Scale: 1:8	Designer:	Drawn By:	
Date: 1.24.12	Revised:		
Type 8/218			



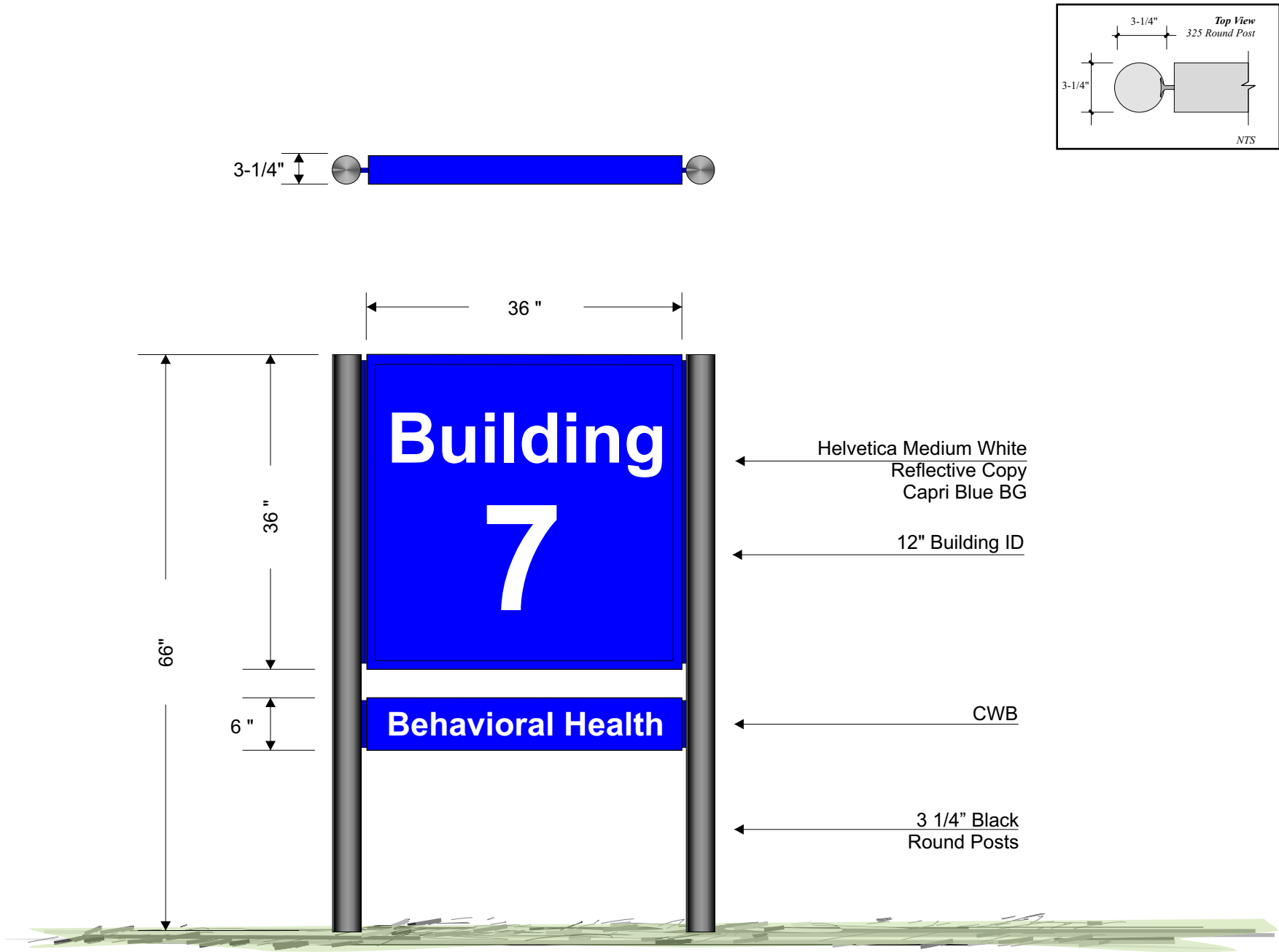


VA Altoona, PA			
Scale: 1:16	Designer:	Drawn By:	
Date: 1.24.12	Revised:		
Type 6/325 SF - Post & Panel			

VA/Altoon/Ext/Str

VA Altoona, PA			
Scale: 1:16	Designer:	Drawn By:	
Date: 1.24.12	Revised:		
Type 6/325 DF - Post & Panel			

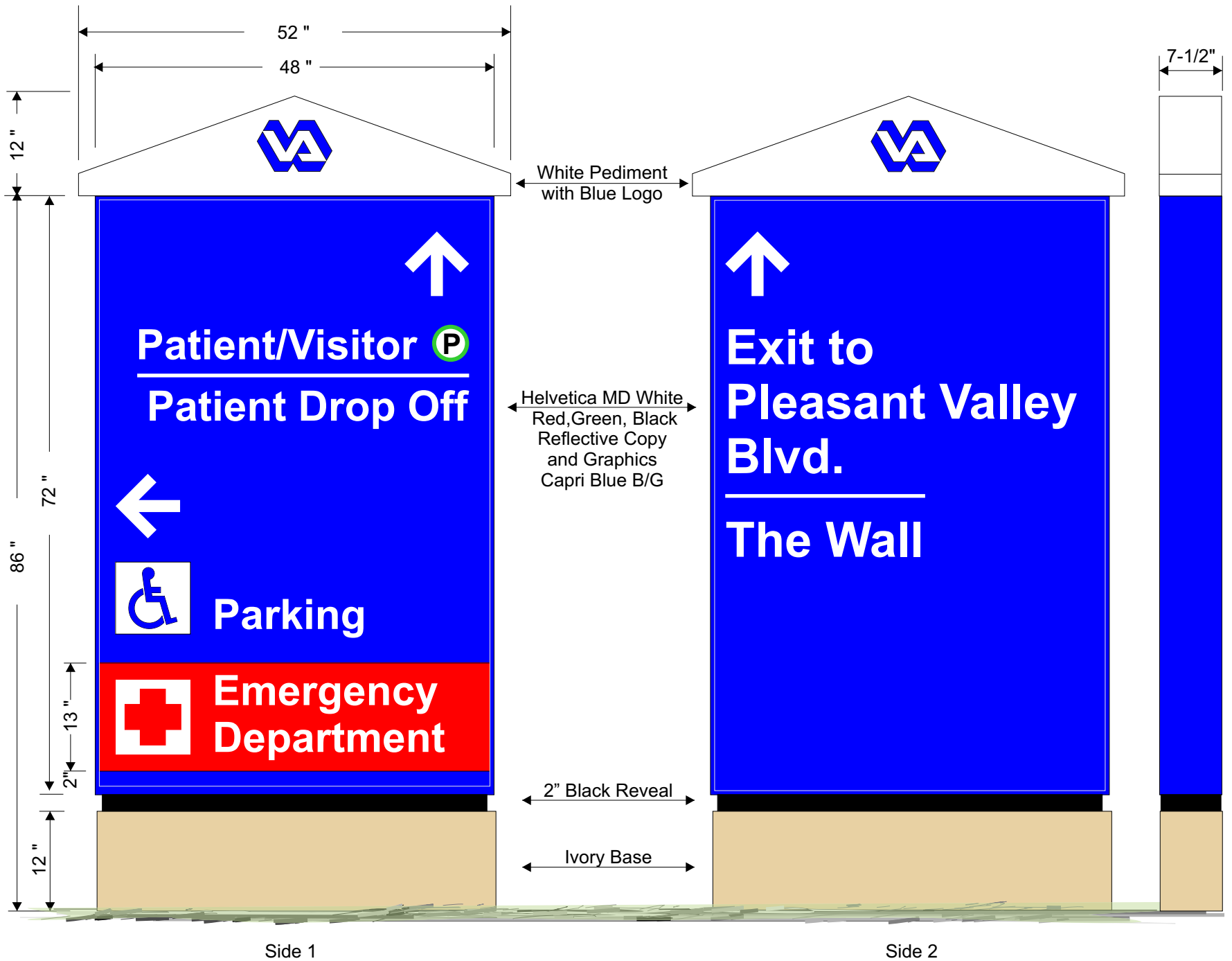
VA/Altoon/Ext/Str



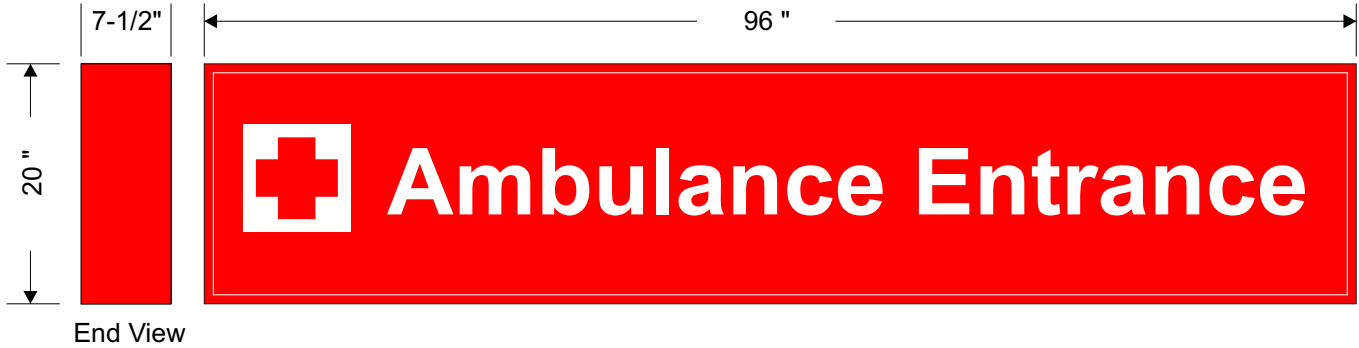
(EN-03.05)

Loc E7

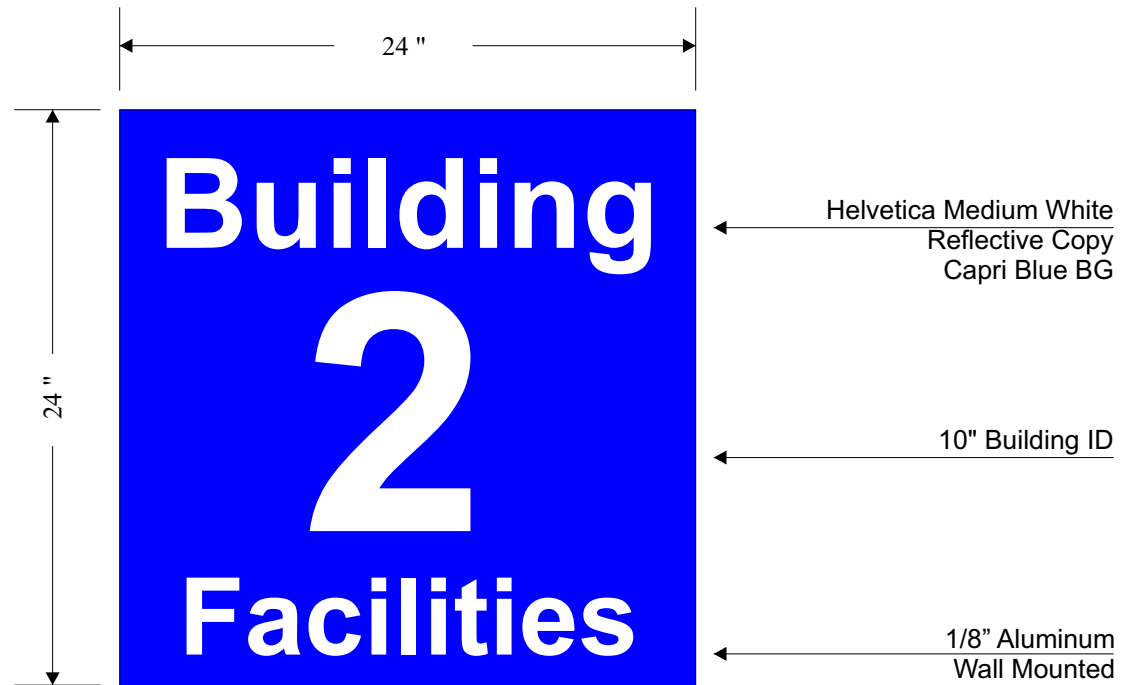
VA Altoona, PA			
Scale: 1:16	Designer:	Drawn By:	
Date: 1.24.12	Revised:		
Type 5/750 Pylon D/F			



VA Altoona, PA			
Scale: 1:16	Designer:	Drawn By:	
Date: 1.24.12	Revised:		
Type 7/750 Illuminated Wall Mount			

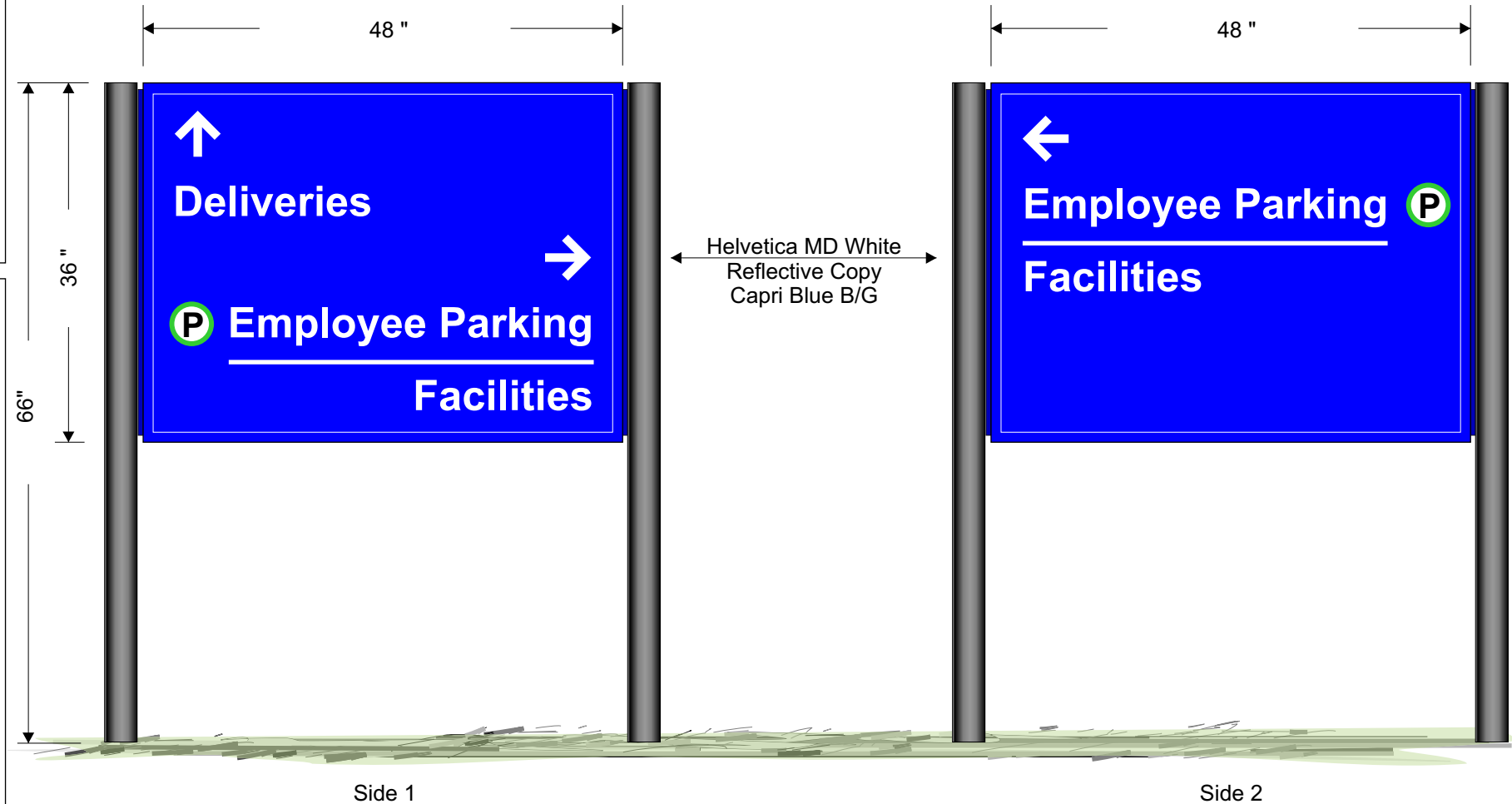
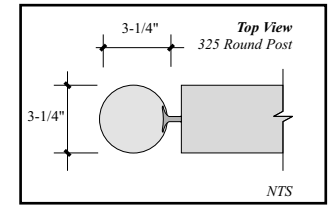


Helvetica Medium White
 Reflective Copy
 Red BG



VA Altoona, PA		
Scale: 1:8	Designer:	Drawn By:
Date: 1.24.12	Revised:	
Type 8/218		

VA/Altoon/Ext/Str



VA Altoona, PA			
Scale: 1:16	Designer:	Drawn By:	
Date: 1.24.12	Revised:		

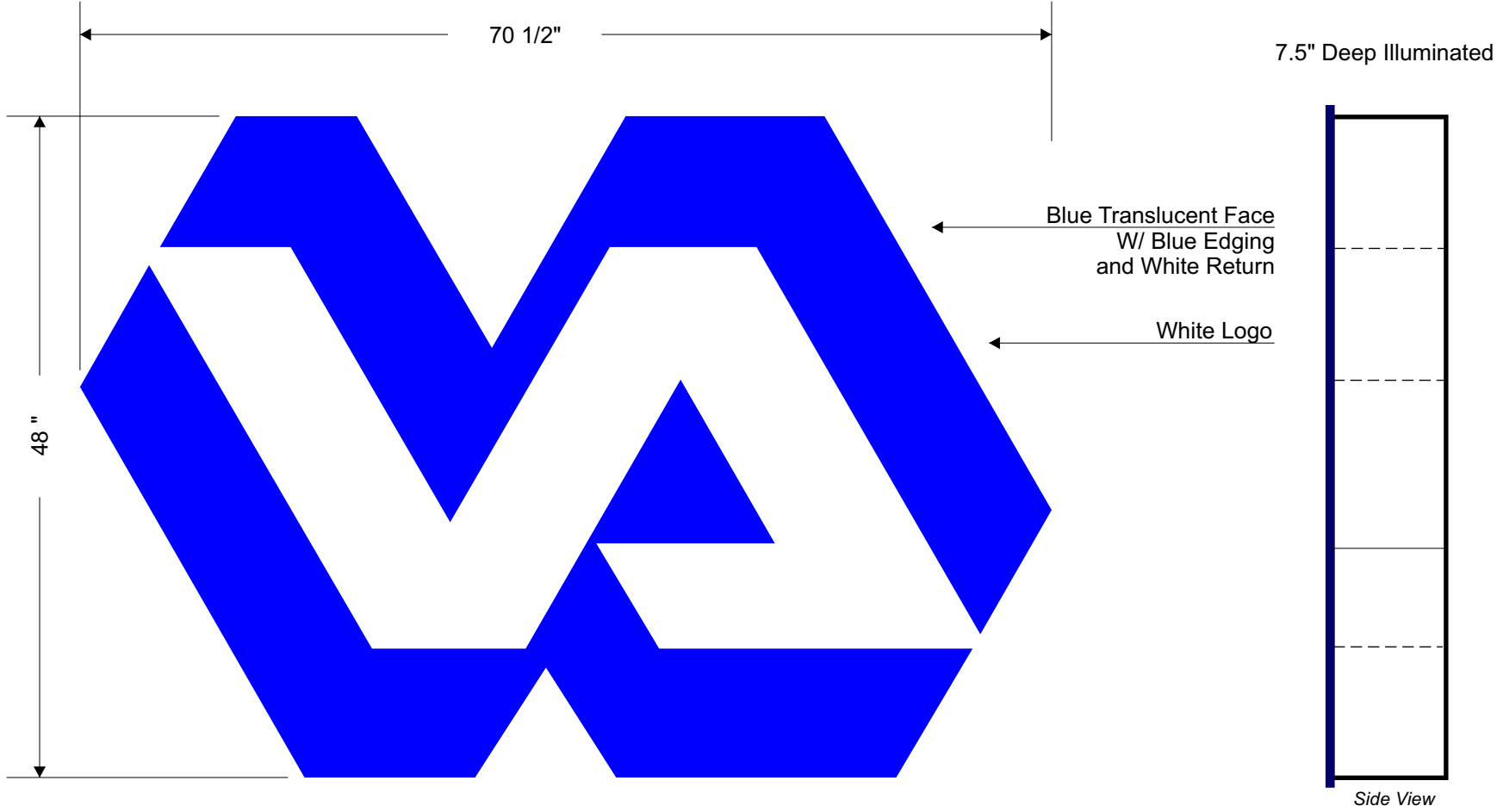
Type 6/325 DF - Post & Panel

VA/Altoon/Ext/Str

(EN-03.02)

Loc E18

VA Altoona, PA		
Scale: 1:12	Designer:	Drawn By:
Date: 1.24.12	Revised:	
Type 8/750		



NOTE:
120V, 20 Amp Power Supply

VA Altoona, PA			
Scale: 1:16	Designer:	Drawn By:	
Date: 1.24.12	Revised:		
Type 6/750 DF - Post & Panel / Illuminated			



Side 1

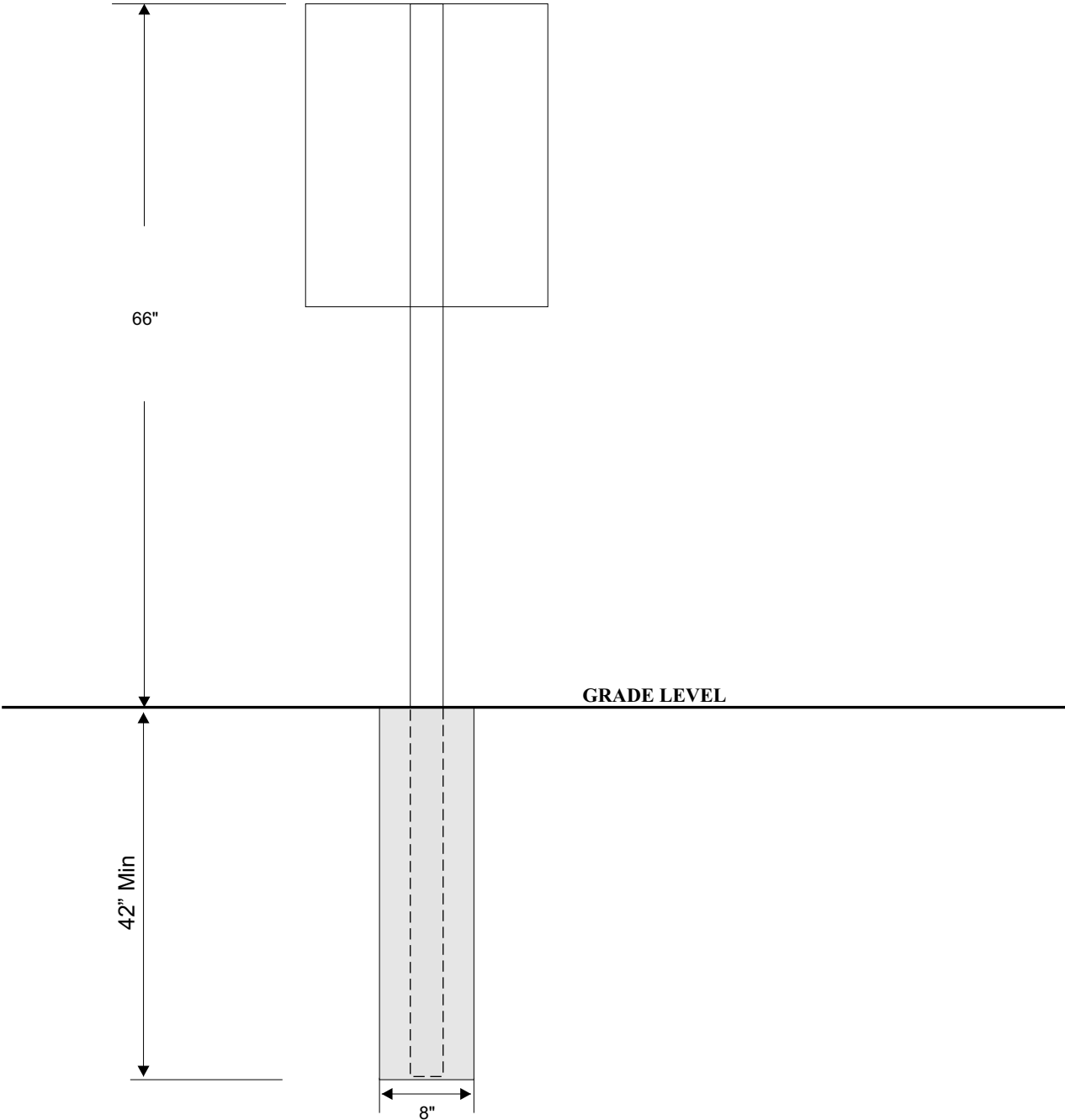
Helvetica MD White
Routed Copy
Capri Blue B/G



Side 2

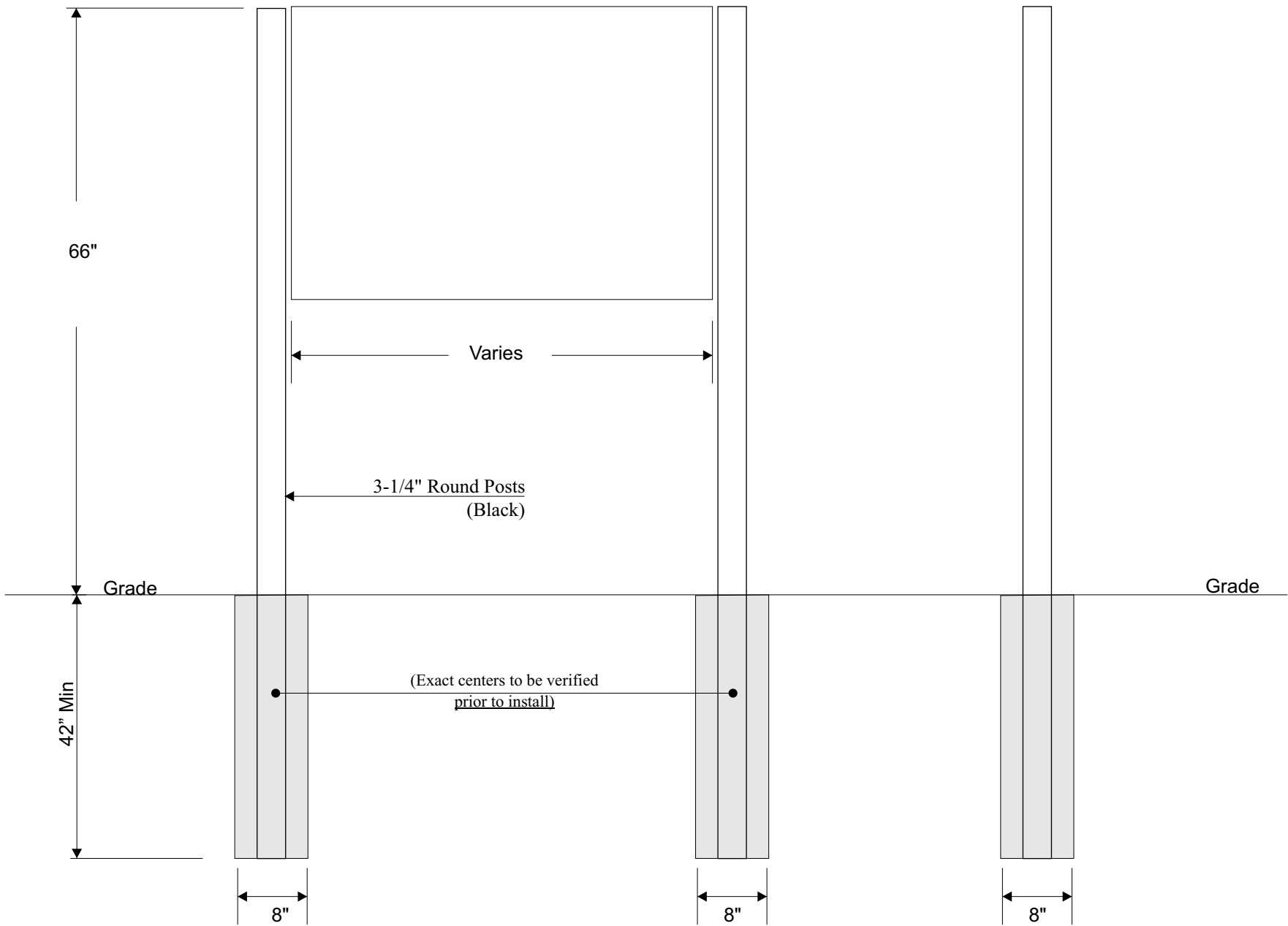
(EI-04.02)

VA Altoona, PA			
Scale: NTS	Designer:	Drawn By:	
Date: 1.24.12	Revised:		
Type Single Post Footing Detail			



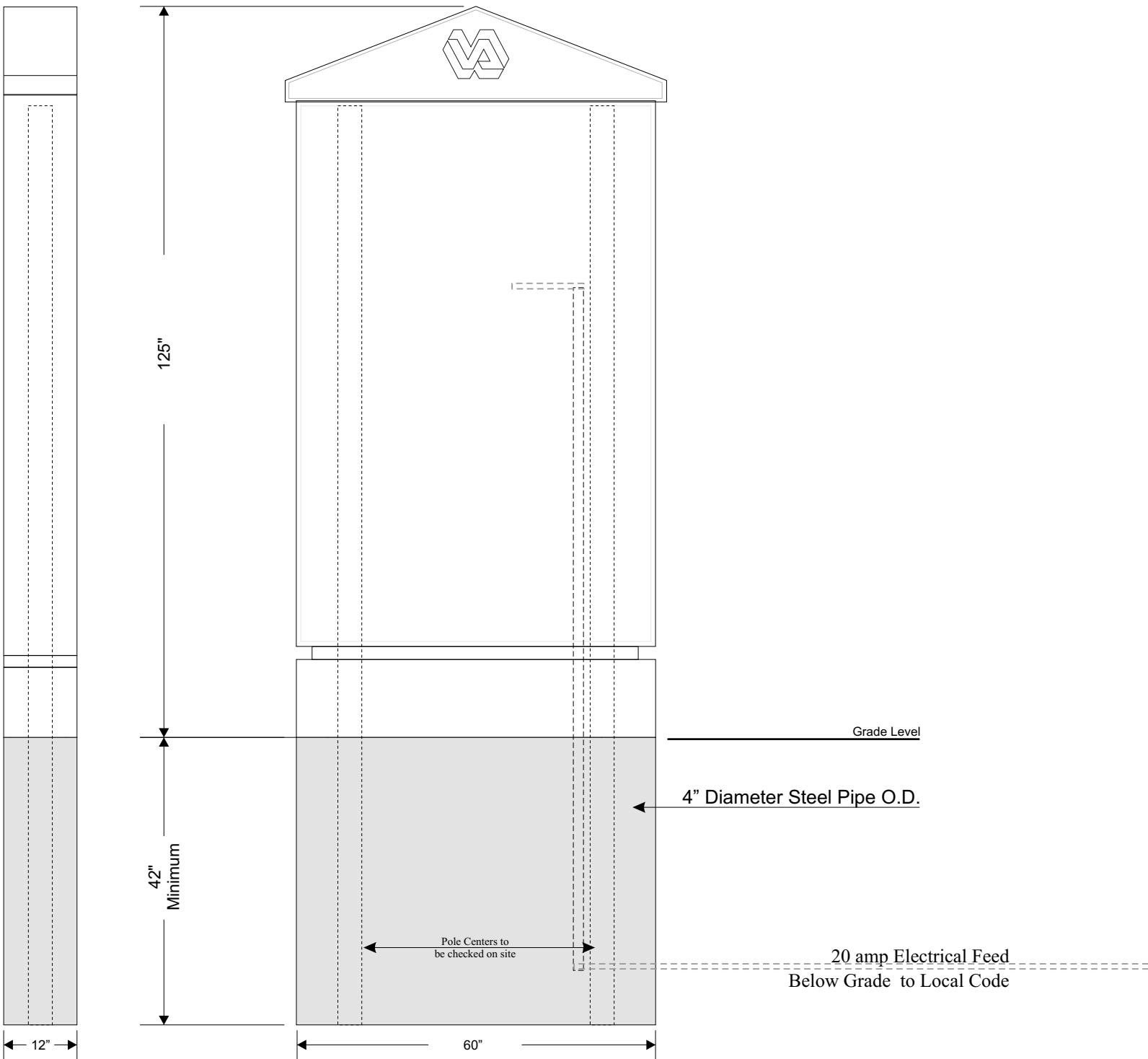
All Footing drawings are for reference only. Post centers and sign dimensions are to be verified on site by contractor/installer before any construction is started.
 All VA and local codes for concrete/footing construction must be followed. Any modifications made due to VA and local codes must be approved by Creative Signage Systems Inc.

VA Altoona, PA			
Scale: NTS	Designer:	Drawn By:	
Date: 1.24.12	Revised:		
Type Footing Detail Post and Panel			



All Footing drawings are for reference only. Post centers and sign dimensions are to be verified on site by contractor/installer before any construction is started.
All VA and local codes for concrete/footing construction must be followed. Any modifications made due to VA and local codes must be approved by Creative Signage Systems Inc.

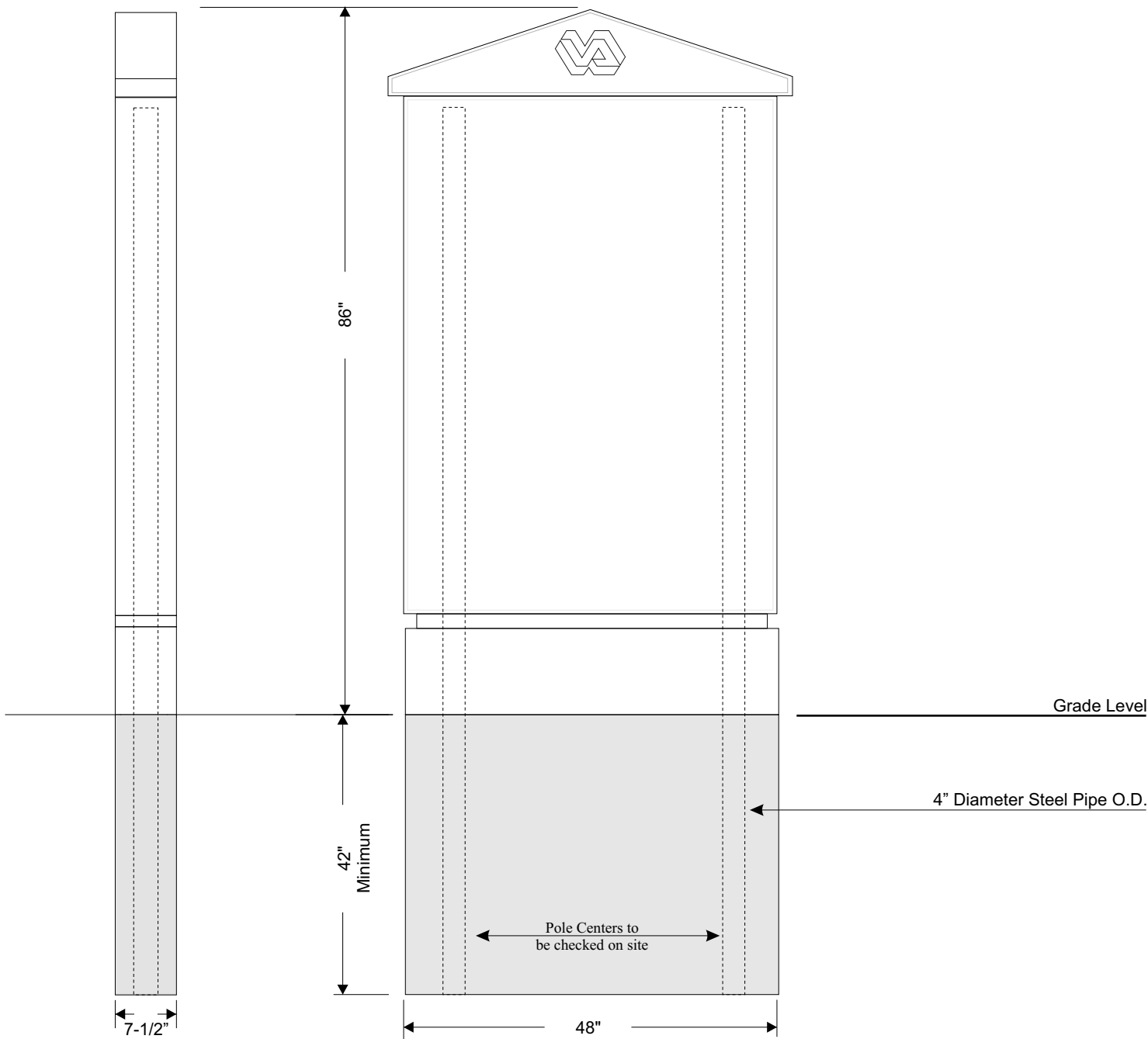
VA Altoona, PA			
Scale: NTS	Designer:	Drawn By:	
Date: 1.24.12	Revised:		
Type 7/1200 III. Pylon Footing Detail			



All Footing drawings are for reference only. Post centers and sign dimensions are to be verified on site by contractor/installer before any construction is started.
All local codes for concrete/footing construction must be followed. Any modifications made due to local codes must be approved by Creative Signage Systems Inc.

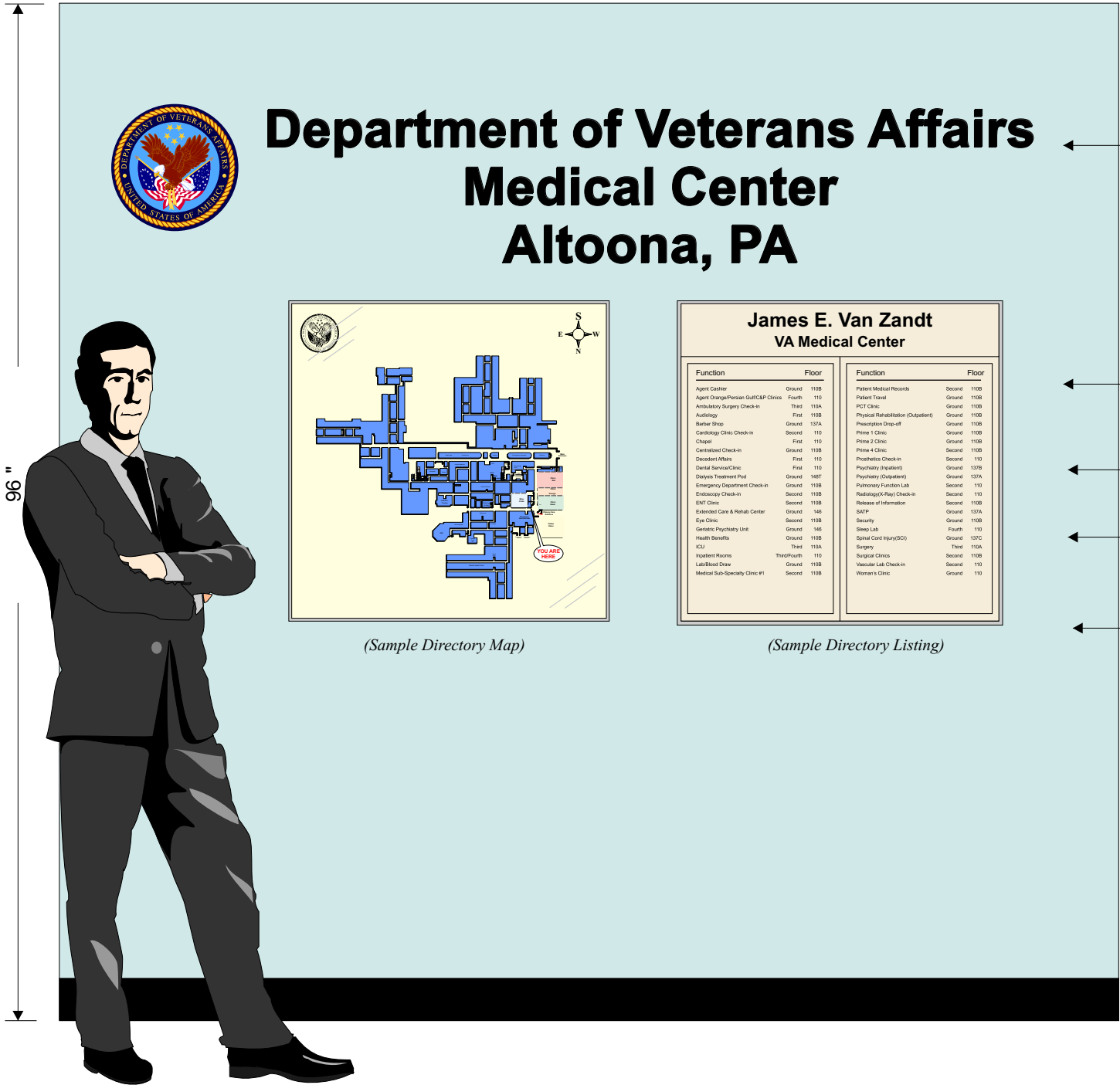
VA Altoona, PA			
Scale: NTS	Designer:	Drawn By:	
Date: 1.24.12	Revised:		

Type 5/750 Pylon D/F Footing Detail

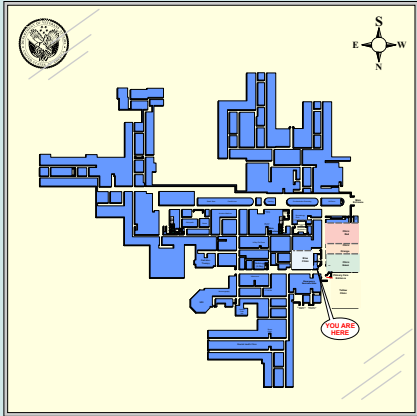


All Footing drawings are for reference only. Post centers and sign dimensions are to be verified on site by contractor/installer before any construction is started. All local codes for concrete/footing construction must be followed. Any modifications made due to local codes must be approved by Creative Signage Systems Inc.

VA Altoona	
Scale: 1:14	Designer:
Date: 1/25/12	Revised:
Type: Directory Feature Wall	
Drawn By: Bob	



Department of Veterans Affairs Medical Center Altoona, PA



(Sample Directory Map)

James E. Van Zandt VA Medical Center			
Function	Floor	Function	Floor
Agent Center	Ground 110B	Patient Medical Records	Second 110B
Agent Change/Person Out/CAIP Clinics	Fourth 110	Patient Travel	Ground 110B
Antibiotic Surgery Check-in	Third 110A	PCT Clinic	Ground 110B
Audiology	First 110B	Physical Rehabilitation (Outpatient)	Ground 110B
Barber Shop	Ground 137A	Prescription Drop-off	Ground 110B
Cardiology Clinic Check-in	Second 110	Prime 1 Clinic	Ground 110B
Chapel	First 110	Prime 2 Clinic	Ground 110B
Centralized Check-in	Ground 110B	Prime 4 Clinic	Second 110B
Decentralized	First 110	Prosthetics Check-in	Second 110
Dental Service/Clinic	First 110	Psychiatry (Inpatient)	Ground 137B
Dialysis Treatment Pod	Ground 148T	Psychiatry (Outpatient)	Ground 137A
Emergency Department Check-in	Ground 110B	Pulmonary Function Lab	Second 110
Endoscopy Check-in	Second 110B	Radiology-Ray Check-in	Second 110
ENT Clinic	Second 110B	Release of Information	Second 110B
Extended Care & Rehab Center	Ground 146	SATP	Ground 137A
Eye Clinic	Second 110B	Security	Ground 110B
Geriatric Psychiatry Unit	Ground 146	Sleep Lab	Fourth 110
Health Benefits	Ground 110B	Spinal Cord Injury(SCI)	Ground 137C
ICU	Third 110A	Surgery	Third 110A
Inpatient Rooms	Third/Fourth 110	Surgical Clinics	Second 110B
Lab/Blood Draw	Ground 110B	Vascular Lab Check-in	Second 110
Medical Sub-Specialty Clinic #1	Second 110B	Women's Clinic	Ground 110

(Sample Directory Listing)

(CPS)
12" Full Color VA Seal

3-1/2" Hevetica
Black Enamel Letters
Max Line Length 72"
(ML-F)

Hev MD Black Copy
5" Header Off White B/G

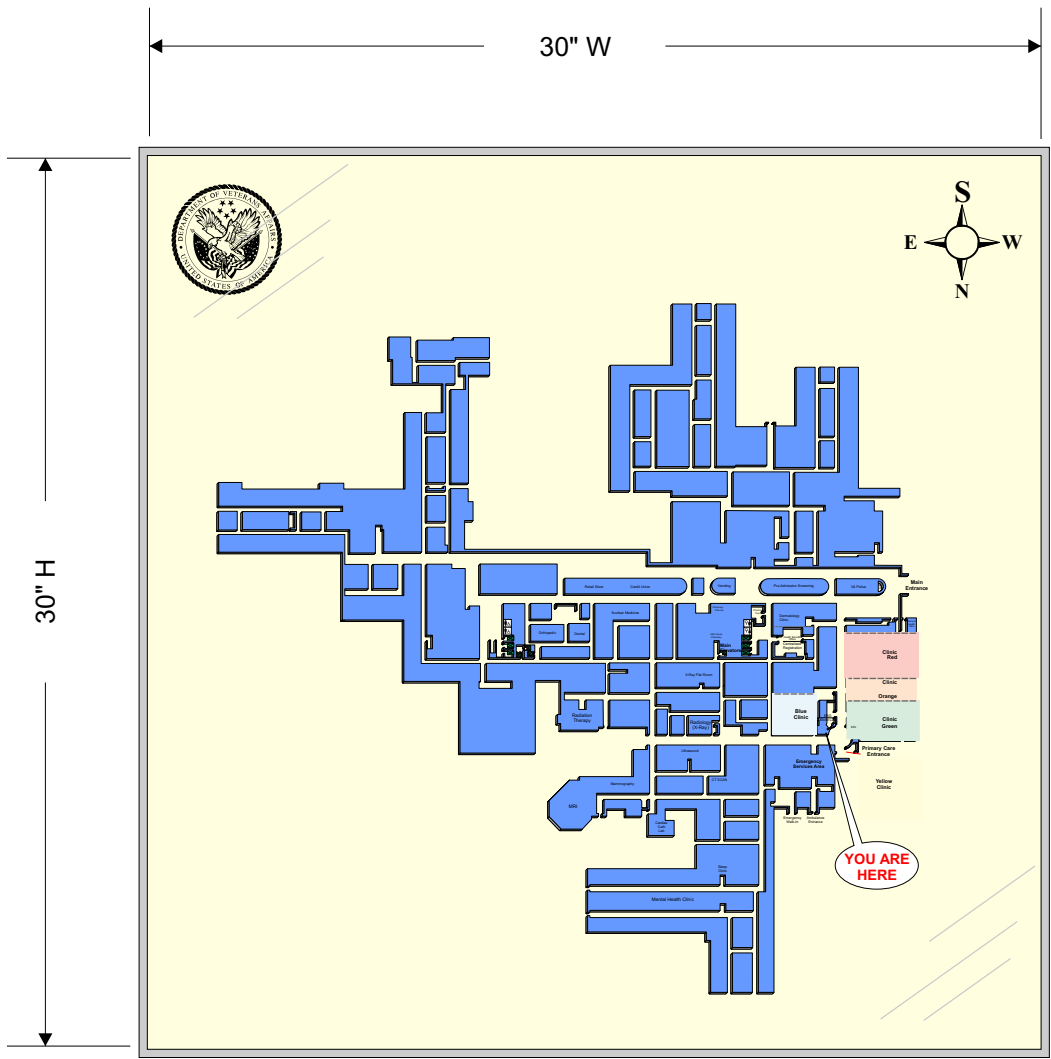
(Ch/P-2W)
Directory Listing
25x15 Pockets

Digitally Printed
30x30 Floor Plan
(A2/W)

Clear Satin
Anodized Square Frame

VA Altoona			
Scale:	Designer:	Drawn By: Bob	
Date: 1/25/12	Revised:		

Type: Floor Orientation Map A2/W



(Sample Directory Map)

(A2/W)
Digitally Printed
30x30 Floor Plan

Clear Satin
Anodized Square Frame

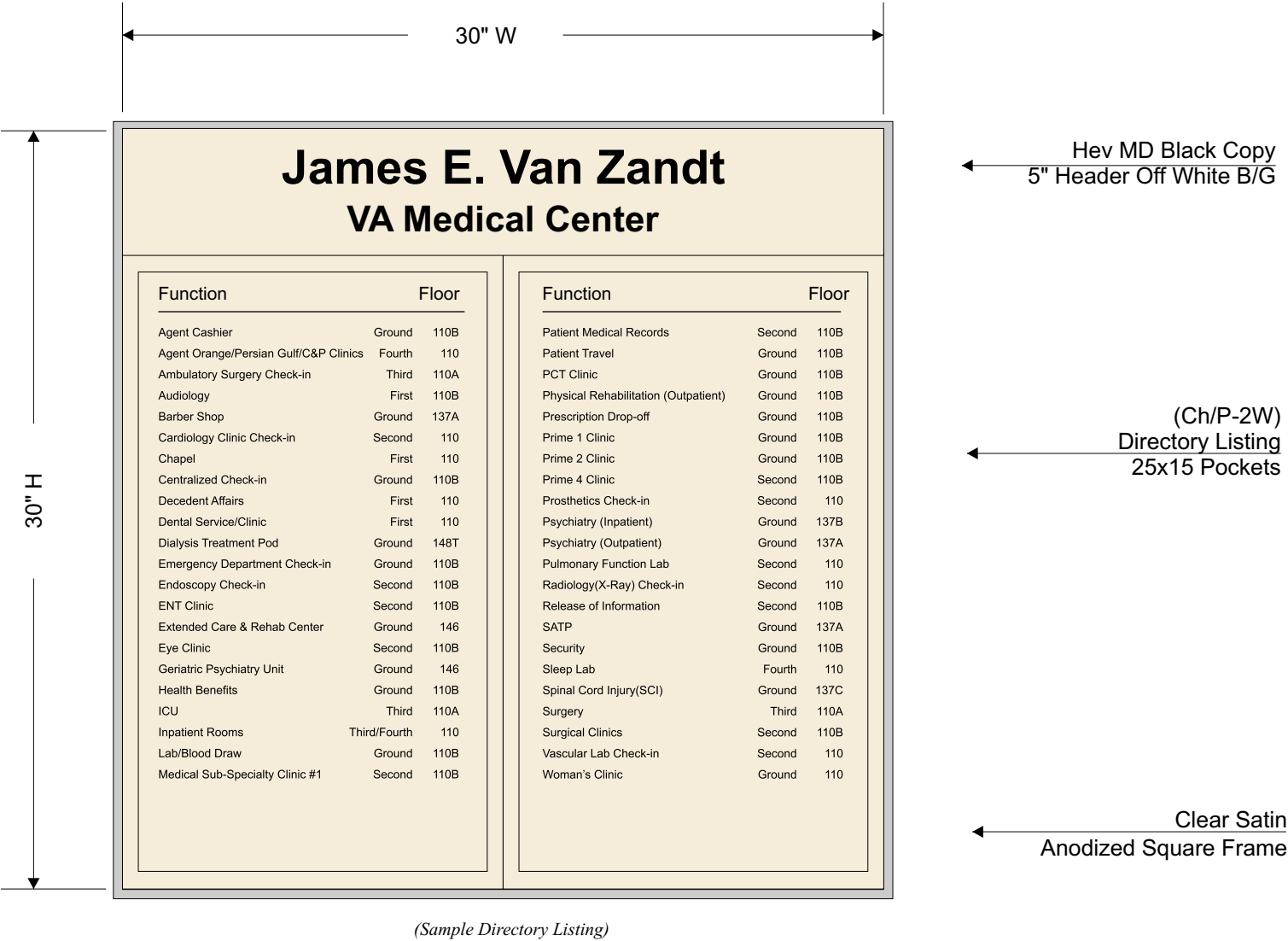
Scale:
Date: 1/25/12

Designer:
Revised:

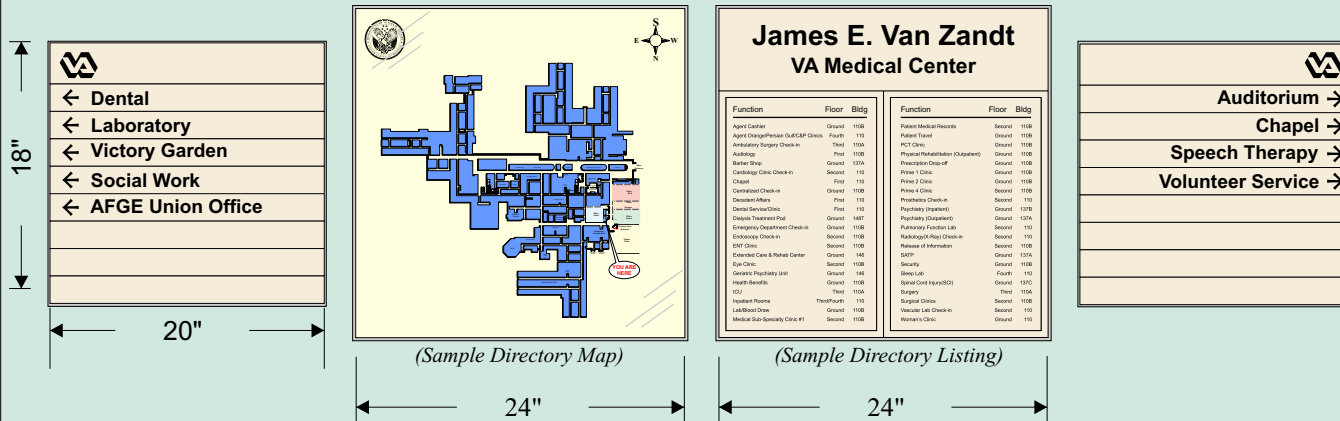
Drawn By: Bob

VA Altoona

Type: Floor Directory ChP-2/W



2



(ML-F)
Hevetica Black Enamel
10" Floor Identifier

← Hev MD Black Copy
6" Header Off White B/G

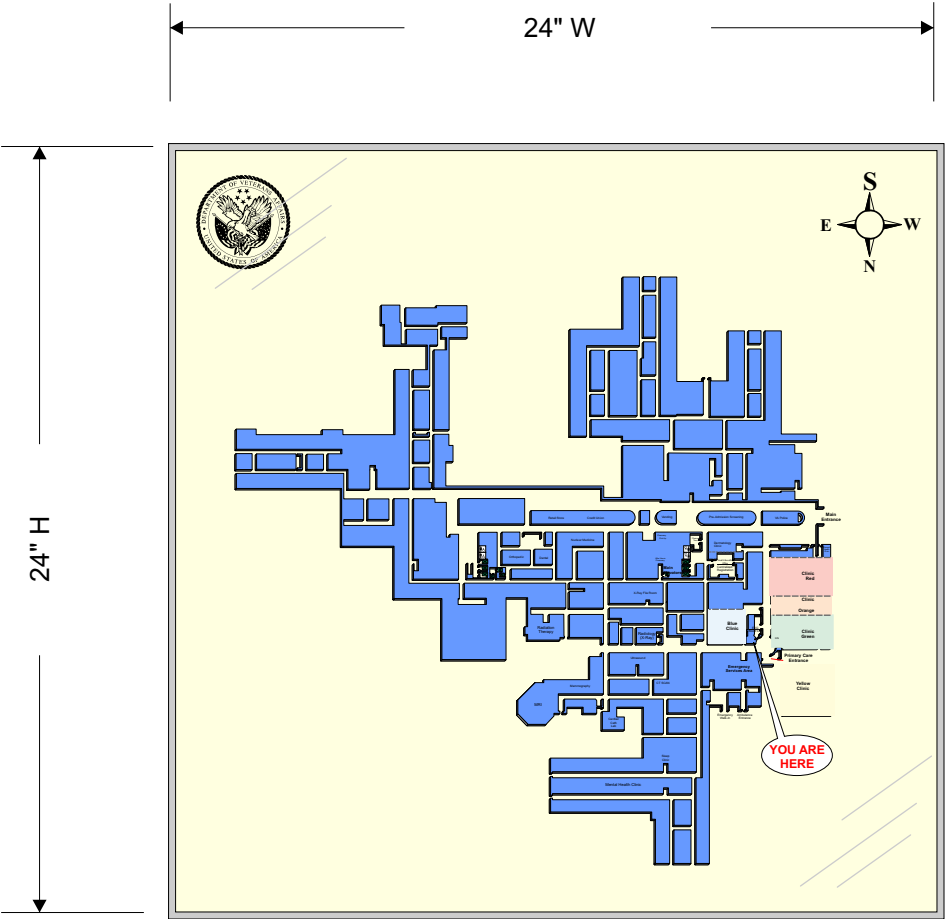
18x12 Framed Pockets

(A2/W)
Digitally Printed
Floor Plan

← Clear Satin
Anodized Square Frame

VA Altoona			
Scale:	Designer:	Drawn By: Bob	
Date: 1/25/12	Revised:		
Type: Floor Orientation Map A2/W			

VA/Altoo/Dwg/Wayf



(Sample Directory Map)

A2/W

← Digitally Printed
Floor Plan

← Clear Satin
Anodized Square Frame

Scale:

Date: 1/25/12

Designer:

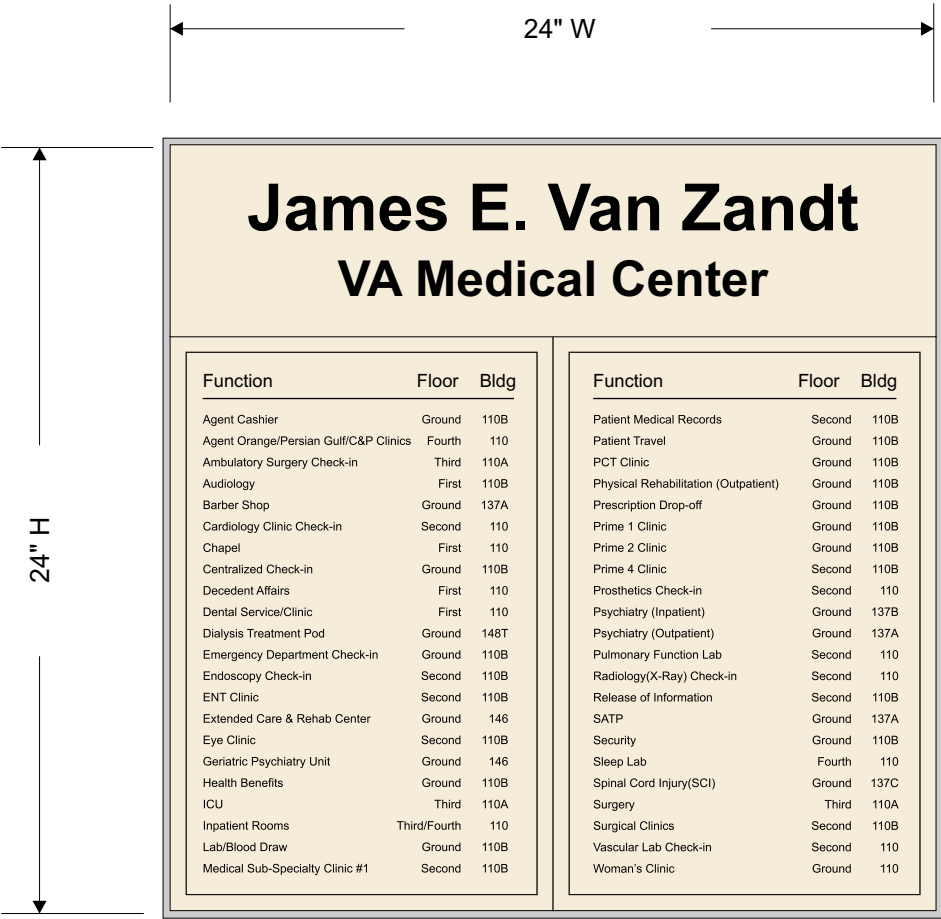
Revised:

Drawn By: Bob

VA Altoona

Type: Floor Directory ChP-2/W

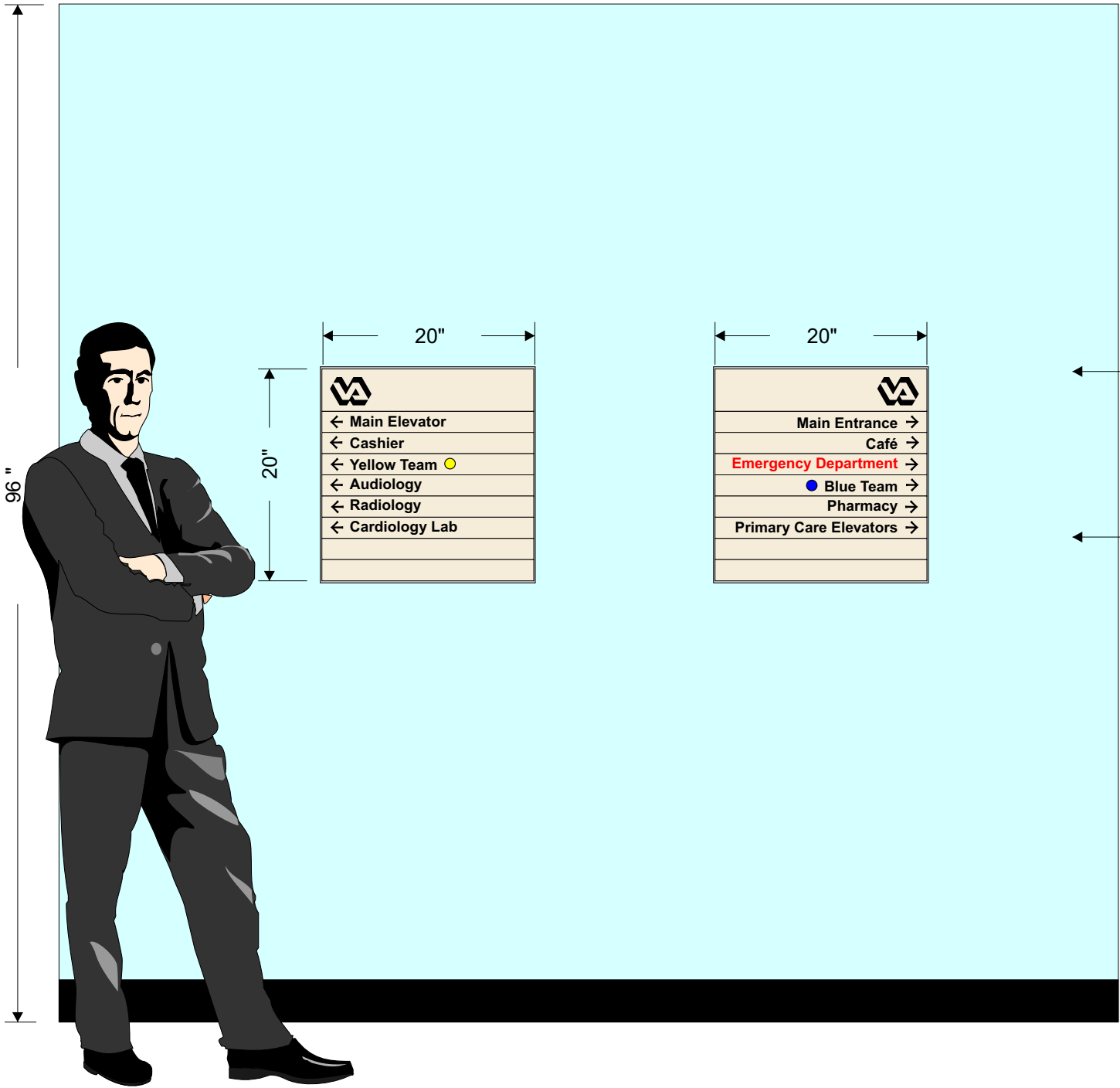
VA/Altoo/Dwg/Wayf



(Sample Directory Listing)

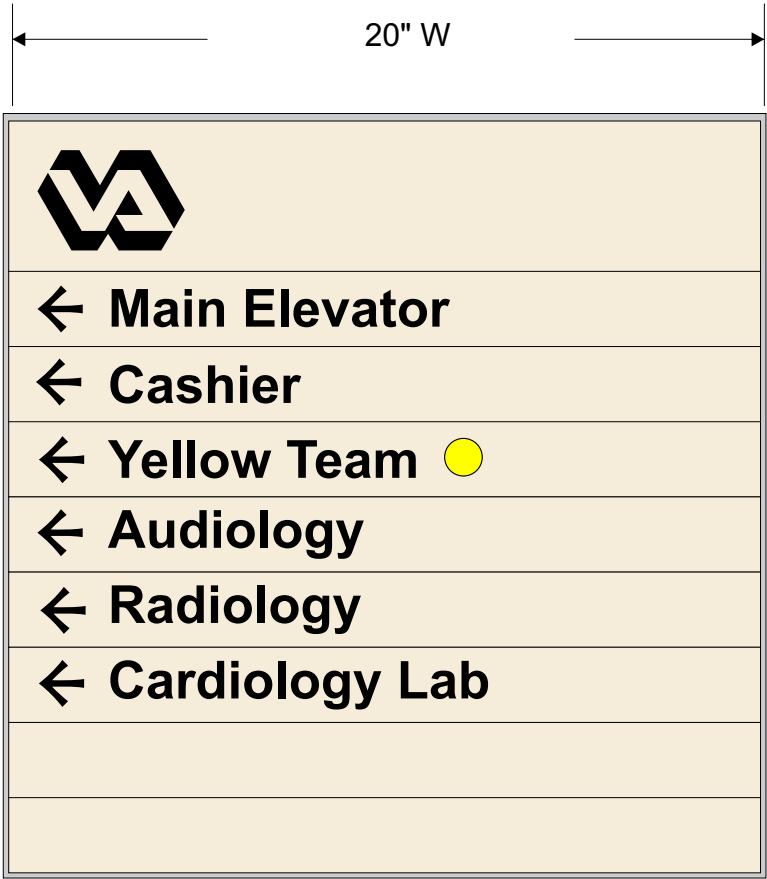
- ChP-2/W
- Hev MD Black Copy
6" Header Off White B/G
- 18" x 12" Pockets
Off White BG
for 17"x11" Acetate Listings
- Clear Satin
Anodized Square Frame

VA Altoona			
Scale: 1:14	Designer:	Drawn By: Bob	
Date: 1/25/12	Revised:		
Type: Primary Directionals C1/W			



(C1/W)
 4"x20" Header
 2"x20" Copy Panels
 Hev MD Black Copy
 Off White BG

Clear Satin
 Anodized Square Frame



(C1h)
4"x20" Header
Hev MD Black Copy
Off White BG

(C1c)
2" x 20" Copy Panels
Hev MD Black Copy
Off White BG

(C1b)
2" x 20" Blank Panels

(C1w)
Clear Satin
Anodized Square Frame

VA Altoona

Scale:

Date: 1/25/12

Designer:

Revised:

Drawn By: Bob

Type C1/W



← Magnetic Arrow Panel
Off-White BG w/ Black
Directional Arrow

← 11"x17" Changeable
Acetate Insert
Hev Med Black Copy

← Clear Satin
Anodized Square Frame

VA Altoona			
Scale: 1:4	Designer:	Drawn By: Bob	
Date: 1/25/12	Revised:		
Type: Ch/P/W			

VA/Altoo/Dwg/Wayf

VA Altoona		
Scale: 1:4.5	Designer:	Drawn By: Bob
Date: 1/25/12	Revised:	
Type Specialty Clinic C1/W		

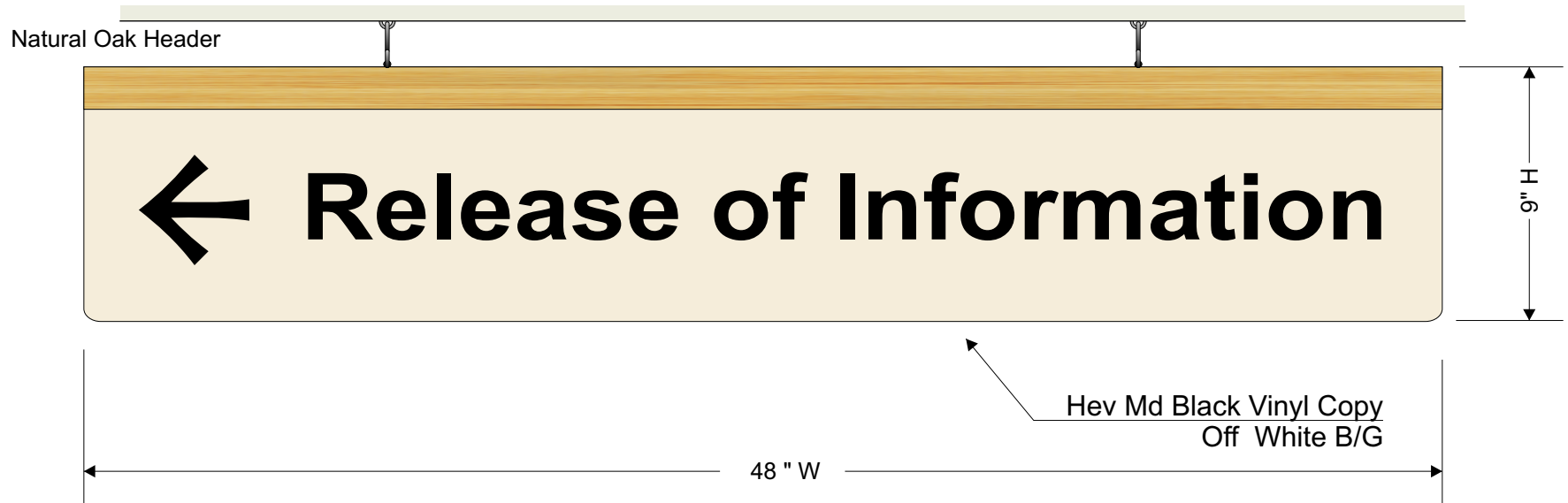
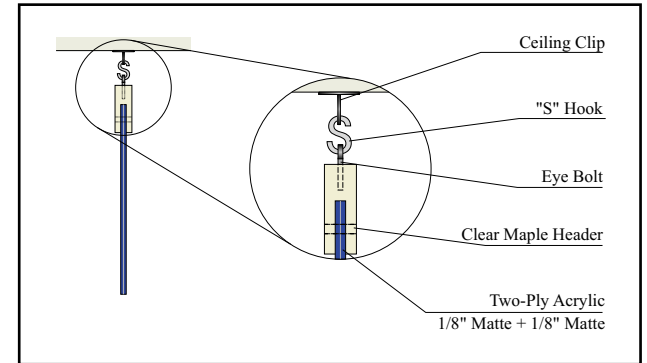
VA/Altoo/Dwg/Wayf



VA Altoona			
Scale: 1:7	Designer:	Drawn By: Bob	
Date: 1/25/12	Revised:		
Type C4 FM			



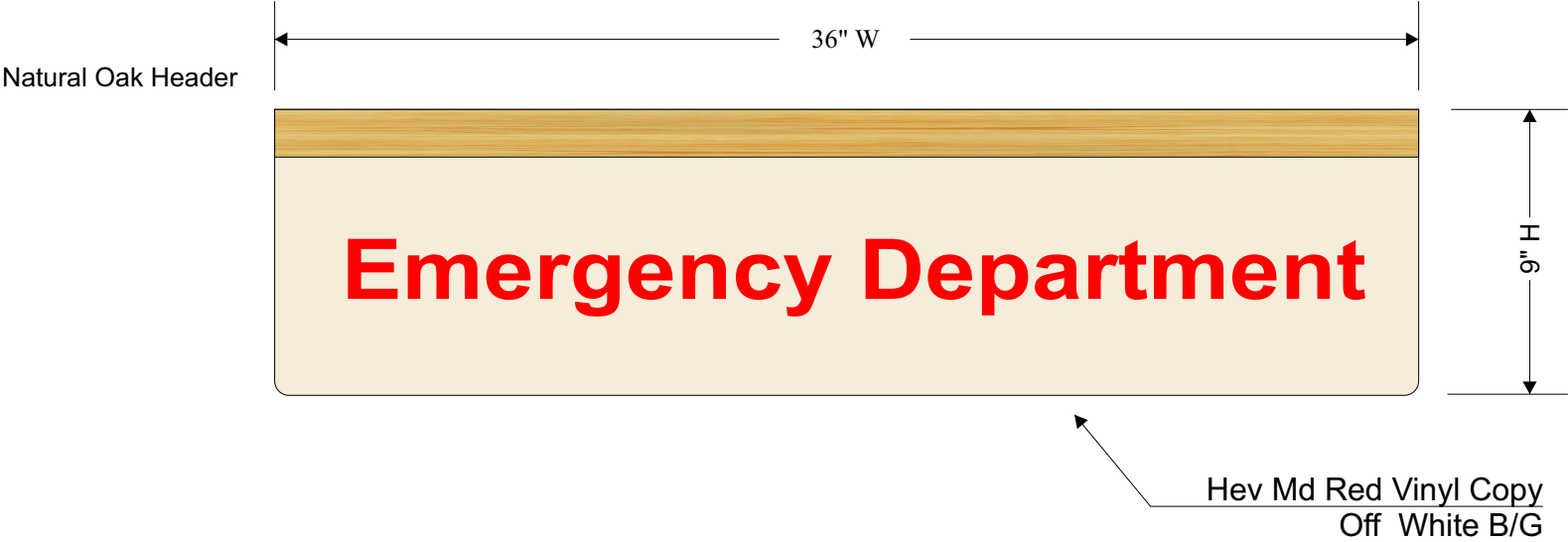
Hev Md Black Vinyl Copy
 Off White B/G
 Color Teams
 Red, Blue, Yellow



VA Altoona			
Scale: 1:6	Designer:	Drawn By: Bob	
Date: 1/25/12	Revised:		

Type: C4 D/F	
--------------	--

VA Altoona			
Scale: 1:6	Designer:	Drawn By: Bob	
Date: 1/25/12	Revised:		
Type C4 FM			



VA Altoona			
Scale: 1 : 5	Designer:	Drawn By: Bob	
Date: 1/25/12	Revised:		
Type: G D/F - Right Angle			

Existing Wall

12" W

3/8" Radius Corners

9" H

Hev MD Black Copy
Off White BG

**Women's
Health**


VA Altoona			
Scale: 1:3	Designer:	Drawn By: Bob	
Date: 1/25/12	Revised:		
Type: P5-4/W			

VA/Altoo/Dwg/Wayf

20 " W

Introduction of weapons, unauthorized drugs and alcoholic beverages on this property is prohibited. (Title 18 U.S.C. Section 930 and Title 38 CFR Section 1.218). Persons entering this property consent to an inspection of all packages, luggage, and containers in their possession when arriving. Refusal of consent to search is basis for denial of admittance. Violators are subject to arrest and prosecution. Refusal of consent to an authorized search by medical personnel is basis for discharge.


No Smoking



For the sake of your health & comfort of others, smoking is prohibited in this Medical Center. If you must smoke, please do so only in designated areas.

Whoever knowingly possesses or causes the presence of a firearm or other dangerous weapon on the grounds or buildings of this facility, or attempts to do so, is subject to a fine or imprisonment of not more than one year, or both. 18 U.S.C. Section 930a. Whoever intends that a firearm or other dangerous weapon be used in the commission of a crime and knowingly possesses or causes the presence of a firearm or other dangerous weapon on the grounds or in buildings of this facility, or attempts to do so, is subject to fine or imprisonment of not more than five years, or both. 18 U.S.C. Section 930b

No Photography



Photography of any type at this facility of buildings, property, staff, patients or guest is not permitted without authorization. Violators are subject to prosecution, 38 C.F.R. §1.218(b)(23)

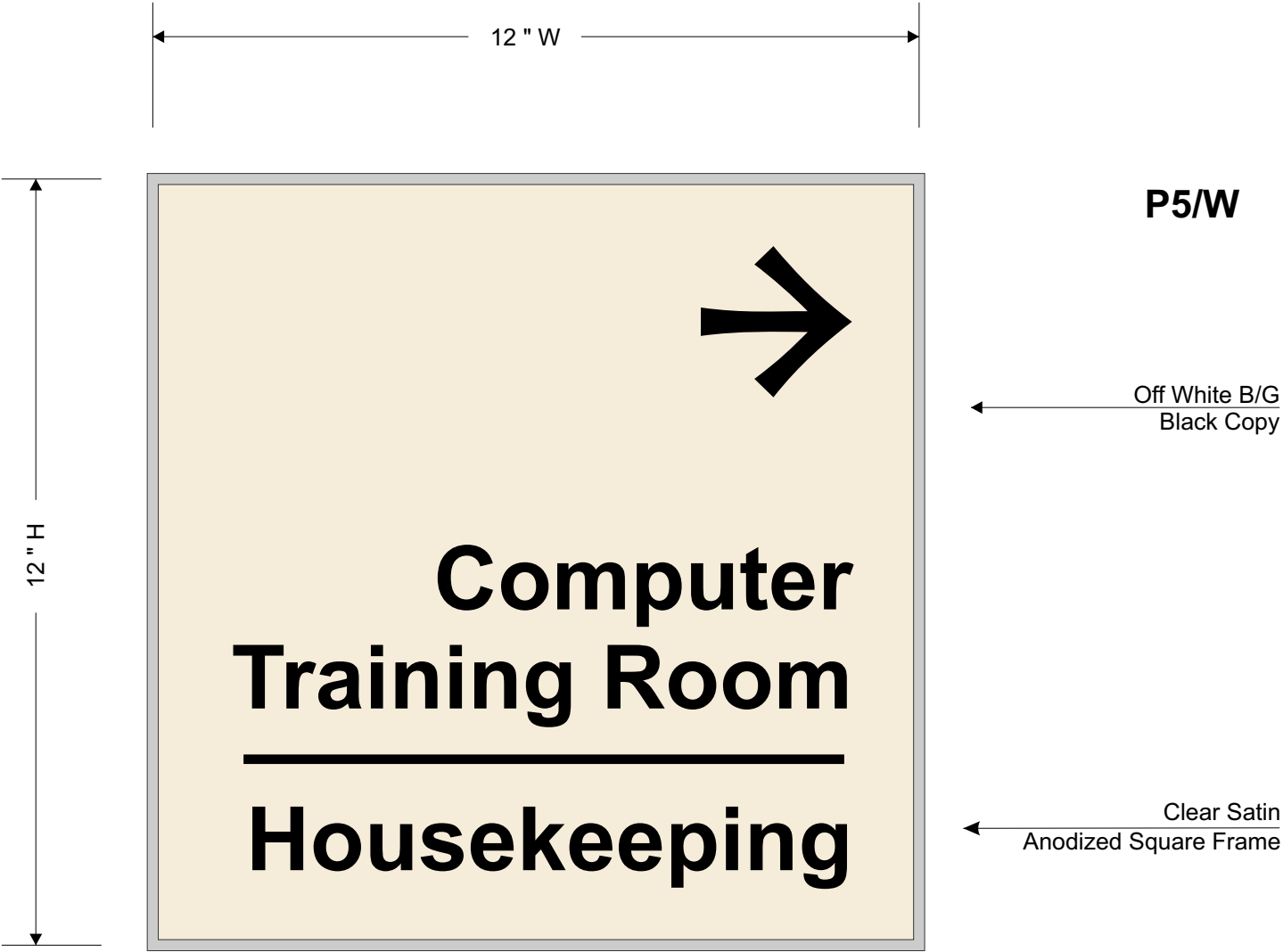
H, 42

Hev MD Black Copy
Off White B/G

Clear Satin
Anodized Square Frame

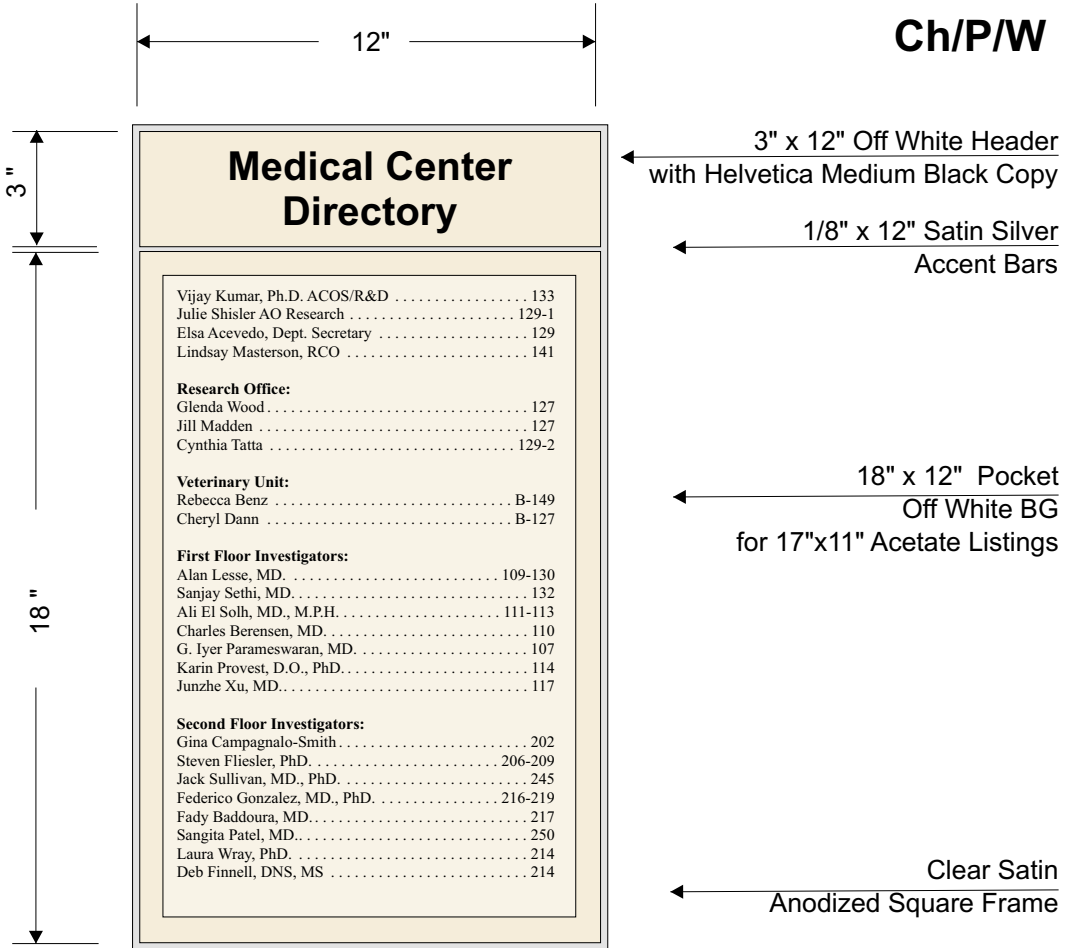
VA Altoona			
Scale:	Designer:	Drawn By: Bob	
Date: 1/25/12	Revised:		

VA/Altoo/Dwg/Wayf



VA Altoona			
Scale: 1:5	Designer:	Drawn By: Bob	
Date: 1/25/12	Revised:		
Type: Ch/P/W Elevator Cab Directory			


VA/Altoo/Dwg/Wayf			
-------------------	--	--	--



VA Altoona			
Scale:	Designer:	Drawn By: Bob	
Date: 1/25/12	Revised:		

6063 Alum. (75% Recycled)

Recycled Back Plate



Note: All Framed Signage Specified Utilize this Detail.

**Anodized
Frame Section**

VA Altoona

Scale: 1:5

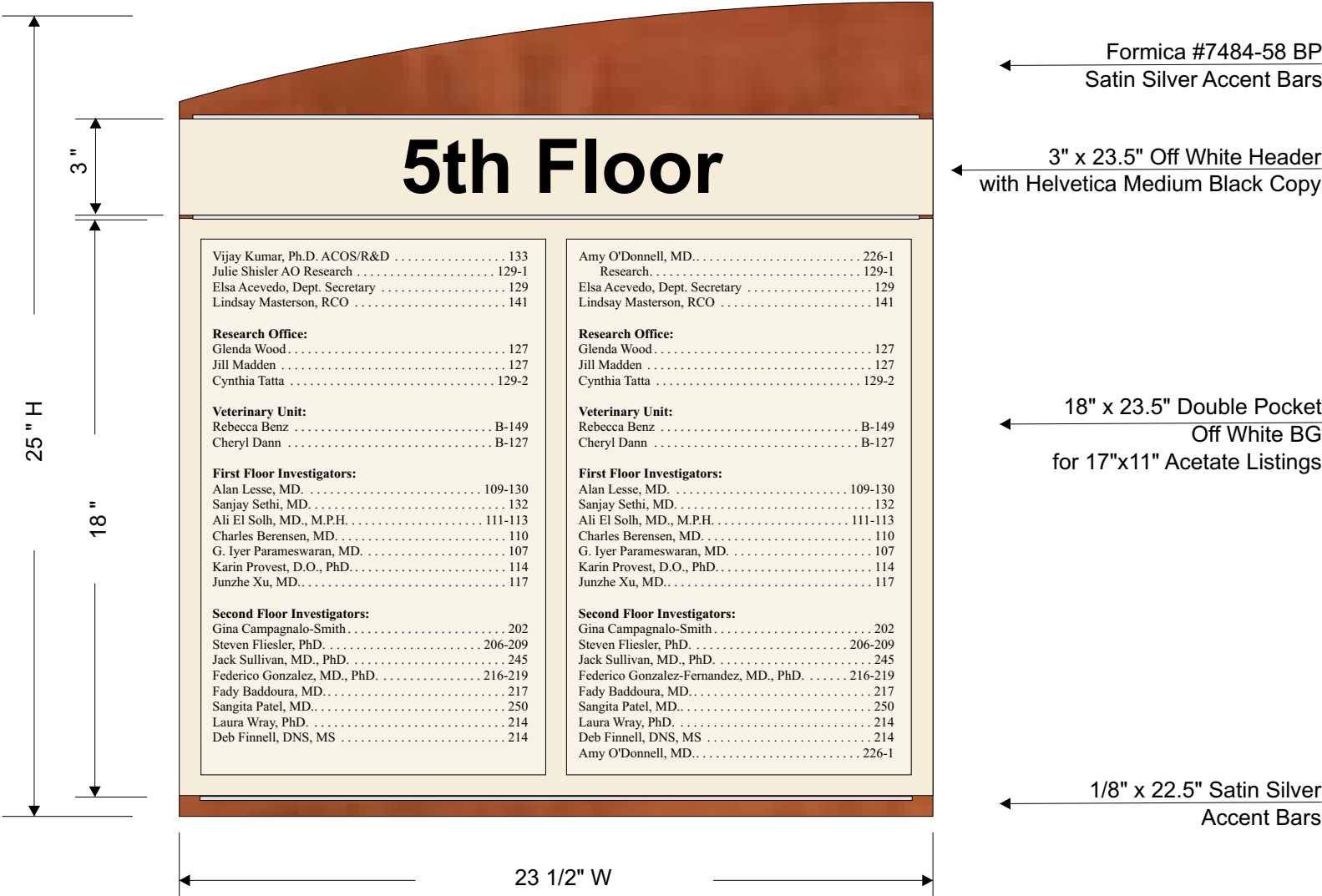
Date: 1/25/12

Designer:

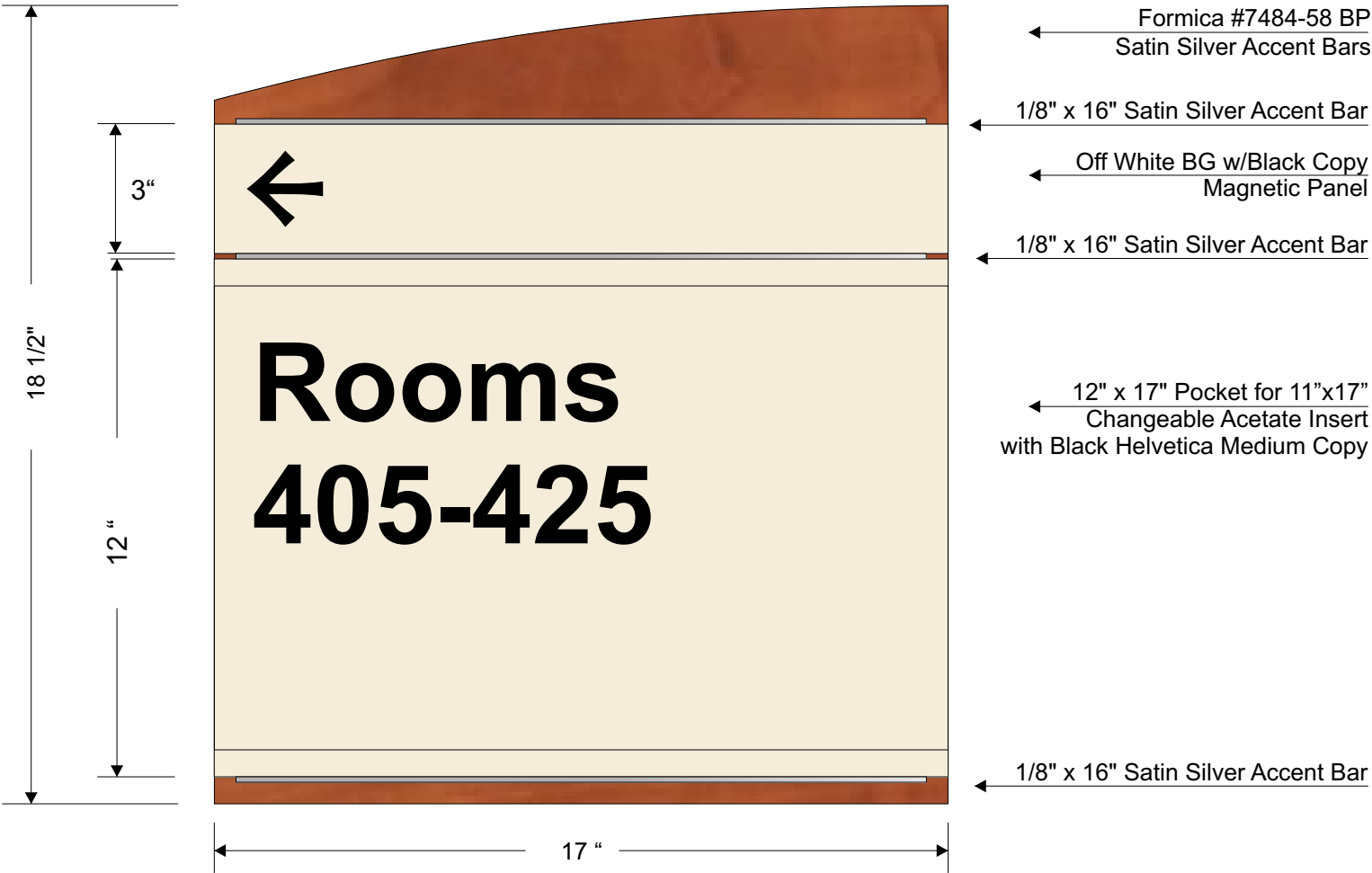
Revised:

Drawn By: Bob

Detail Type Ch/P2/BP - CLC Sign



VA Altoona			
Scale: 1:4	Designer:	Drawn By: Bob	
Date: 1/25/12	Revised:		
Type: Ch/P/BP - CLC Sign			



VA Altoona			
Scale: 1:4	Designer:	Drawn By: Bob	
Date: 1/25/12	Revised:		
Type: P5/BP - CLC Sign			

