BUILDING #6 EDUCATIONAL CENTER

HEFNER VAMC,CAMPUS

SALISBURY, NC

Department of Veterans Affairs

GENERAL NOTES

1. ALL DESIGN AND CONSTRUCTION SHALL BE IN ACCORDANCE WITH CONTRACT DOCUMENTS & REQUIREMENTS

2. THE CONTRACTOR SHALL CHECK ALL CONTRACT DOCUMENTS, FIELD CONDITIONS, AND DIMENSIONS FOR ACCURACY AS SHOWN BEFORE PROCEEDING WITH THE DESIGN AND CONSTRUCTION. IF THERE ARE ANY QUESTIONS, THE CONTRACTOR SHALL OBTAIN A CLARIFICATION FROM THE GOVERNMENT BEFORE PROCEEDING WITH THE WORK IN QUESTION OR RELATED WORK.

3. DRAWINGS SHALL NOT BE SCALED. WRITTEN DIMENSIONS SHALL ALWAYS GOVERN. CONTRACTOR REQUIRING DIMENSIONS NOT NOTED, SHALL VERIFY EXISTING SITE CONDITIONS. DETAILS AND SPECIFICATION PRIOR TO PROCEEDING WITH THE WORK IN QUESTION.

5. "TYPICAL" OR "TYP." MEANS THAT THE CONDITION IS REPRESENTATIVE FOR ALL SIMILAR CONDITIONS, UNLESS OTHERWISE NOTED. "SIMILAR" OR "SIM" MEANS COMPARABLE CHARACTERISTICS FOR THE CONDITIONS NOTED. VERIFY DIMENSIONS AND ORIENTATION ON PLANS AND ELEVATIONS. "ALIGN" AS USED IN THESE DOCUMENTS MEANS TO ACCURATELY LOCATE FINISHES IN THE SAME PLACE.

6. "AS REQUIRED" MEANS AS REQUIRED BY REGULATORY REQUIREMENTS, BY REFERENCED STANDARDS, BY EXISTING CONDITIONS, BY GENERALLY ACCEPTED CONSTRUCTION PRACTICE OR BY THE CONTRACT DOCUMENTS.

7. CONTRACTOR SHALL PROVIDE ALL NECESSARY BLOCKING, BACKING, FRAMING HANGERS OR OTHER SUPPORTS OF ALL FIXTURES, EQUIPMENT, FURNISHINGS, AND ALL OTHER ITEMS REQUIRING SAME.

8. THE CONTRACTOR SHALL BE RESPONSIBLE FOR ALL CUTTING AND PATCHING FOR PROPER INSTALLATION OF MATERIAL AND EQUIPMENT.

9. ALL PENETRATIONS THROUGH MASONRY AND CONCRETE STRUCTURES SHALL BE SEALED TO PROTECT AGAINST FIRE WITH ENVIRONMENTAL CONDITIONS THAT EXIST AND AS PER FIRE PROTECTION REQUIREMENTS.

10 CONTRACTOR TO SUBMIT MOBILIZATION PLAN TO GOVERNMENT FOR APPROVAL BEFORE MOBILIZATION OF THE JOB CAN TAKE PLACE.

11 CONTRACTOR IS NOT TO PARK IN PATIENT PARKING LOTS OR EMPLOYEE PARKING ONLY ON DESIGNATED BY COTR. CONTRACTOR TO COORDINATE WITH COTR FOR PARKING AREAS AND PROPER ACCESS TO CONSTRUCTION AREA.

12 BEFORE STARTING WORK IN A NEW AREA OR MOVEMENT OF EQUIPMENT ONE AREA TO ANOTHER, COORDINATION WITH THE FACILITY AND GOVERNMENT IS REQUIRED TO ENSURE PATIENT SAFETY.

13 IT IS THE CONTRACTOR'S RESPONSIBILITY TO MAKE THE PROPER COORDINATION IN ADVANCE FOR MAJOR INTERRUPTIONS (15 CALENDAR DAYS) AND ANY DELAY OF WORK DUE TO IMPROPER NOTICE WILL BE RESPONSIBILITY OF THE CONTRACTOR NOT THE GOVERNMENT.

14 AT ANY TIME IMPROPER PROCEDURES ARE OBSERVED THAT PUT PATIENT SAFETY , STAFF, OR CONTRACTOR WORKERS SAFETY AT RISK, THE WORK WILL BE STOPPED UNTIL CORRECTIONS ARE MADE AND AND APPROVED BY THE GOVERNMENT AND THE CONTRACTOR WILL BE HELD RESPONSIBLE FOR ANY DELAY DUE TO IMPROPER ADHERENCE TO THE CONTRACT/DOCUMENTS AND/OR SAFETY REGULATIONS.

15 BEFORE ANY NEW ELECTRICAL, MECHANICAL, AND/OR SITE MODIFICATIONS THE CONTRACTOR MUST NOTIFY THE GOVERNMENT 72 HOURS IN ADVANCE FOR PROPER COORDINATION TO ENSURE PATIENT, STAFF, AND CONTRACTOR WORKERS SAFETY.

16 CONTRACTOR TO REMOVE ALL DEBRIS FROM CONSTRUCTION AREA THAT MIGHT EFFECT GOVERNMENT OPERATIONS AND EACH DAY PERFORM HOUSE KEEPING OPERATIONS TO ENSURE CLEAN WORK AREA.

SPECIAL CONCERNS

1. DUE TO WORK BEING DONE IN AN ACTIVE HOSPITAL SPECIAL PRECAUTIONS AND COORDINATION MUST BE TAKEN BEFORE ANY WORK CAN BE DONE.
2. MOBILIZATION PLAN MUST BE SUBMITTED TO THE GOVERNMENT AND APPROVED. MOBILIZATION PLAN MUST ADDRESS DUST CONTROL MEASURE, MOVEMENT OF MATERIALS, CONTROL METHODS DURING CONSTRUCTION, TRAFFIC CONTROL, AND DEMOBILIZATION OUTLINE..
3. ALL WORK SHALL BE DONE IN A PROFESSIONAL MANNER AND AT ALL TIMES WORKERS WILL CONDUCT THEMSELVES IN A WAY AS NOT TO DISTURB NORMAL HOSPITAL OPERATIONS.
4. THE GOVERNMENT RESERVED THE RIGHT TO REMOVE ANY PERSONNEL FROM THE JOB SITE FOR ANY FAILURE TO ADHERE TO THE CONTRACT/DOCUMENTS AND/OR SAFETY REGULATIONS AND WILL BE AT THE COST OF THE CONTRACTOR DUE TO FAILURE TO ADHERE TO CONTRACT/DOCUMENTS AND/OR SAFETY REGULATIONS.
5. AT ALL TIMES CONTRACTORS SHALL WEAR ID BADGES AND PROPER PPE.
6. CONTRACTOR WORKERS MUST COMPLETE 2 DVD INFECTION CONTROL INFORMATION SESSION BEFORE ANY WORK CAN BEGIN.

DRAWING INDEX

GENERAL
G-101 COVER SHEET

DEMOLITION
AD-E-102 DEMOLITION PLAN

ARCHITECTURE
A-101 FLOOR LAYOUT

ELECTRICAL
E-101 FLR LT PLAN
E-102 GR FLR SPEC SYSTEM
E-103 GR FLR PLAN

MECHANICAL
M-101 MECHANICAL EXISTING

PLUMBING
P-101 PRESSURE PIPING
P-102 GRAVITY PIPING

FIRE PROTECTION
FP-101 EXISTING SPRINKLER SYSTEM

(ADDITIONAL DOCUMENTS BY REQUEST)
A-1
A-3
A-4
ALT-1
P-2
P-3
VA44-31-11-S1
VA44-31-11-S4
VA44-31-11-S8

LOCATION MAP

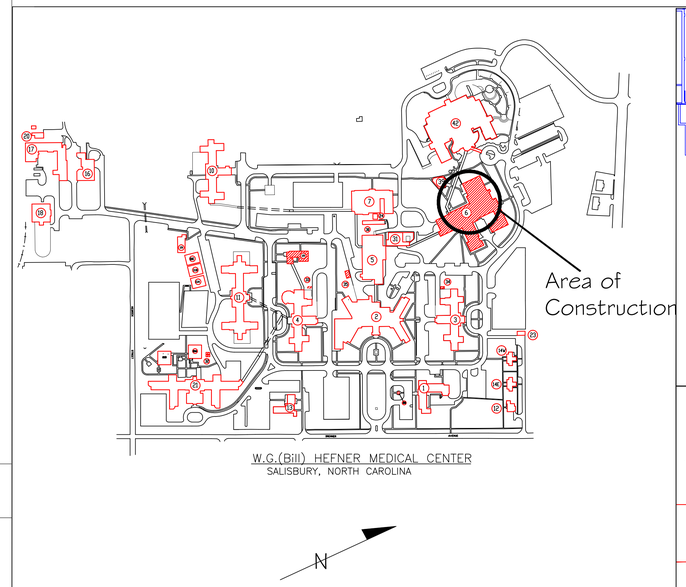

KEY PLAN

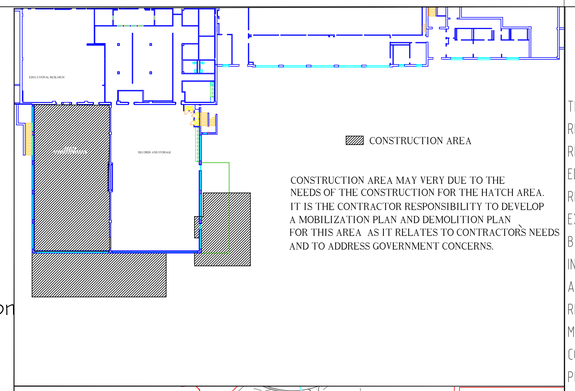

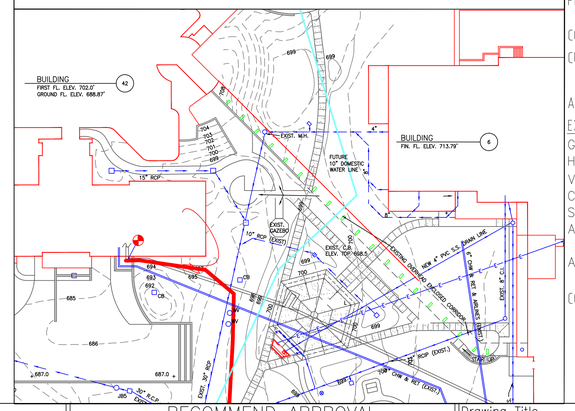

PROJECT DESCRIPTION

THIS A DESIGN BUILD PROJECT AND CONTRACTOR TO VERIFY EXISTING CONDITIONS AND DESIGN THIS PROJECT FOR BUILDING 6 EDUCATIONAL RESOURCE CENTER. WORK INCLUDES, BUT NOT LIMITED TO LEVELING OF EXISTING FLOORING, REMOVAL AND FILL OF POOL RING TO A ELEVATION AS REQUIRED FOR INSTALLATION OF NEW FLOORING. NEW FLOOR ELEVATION WITH FINISHES SHALL MATCH TO EXISTING FLOOR ELEVATION OF EXISTING EDUCATION RESEARCH AND STORAGE AREA. DEMOLITION OF EXISTING MECHANICAL AND ELECTRICAL ITEMS. CASTING OF CONCRETE STRUCTURES AS REQUIRED, THERMO INSULATION, FARMING, ELECTRICAL, MECHANICAL, FIRE PROTECTION, MODIFICATION TO EXISTING SYSTEMS, AND DEMOLITION OF EXISTING EXTERIOR DOORS AND REPLACE AS REQUIRED. EXTERIOR WINDOWS ARE TO BE REMOVED AND REPLACE WITH NEW WINDOWS AS APPROVED BY GOVERNMENT. ACOUSTIC CEILING WITH TRACK SYSTEM TO BE INSTALLED ALONG WITH FIRE PROTECTION AND EMERGENCY ITEMS AS REQUIRED. INSTALLATION OF COMMUNICATION SYSTEM, FURNITURE, AND SPECIAL EQUIPMENT AS CALL FOR WITHIN SPECIFICATIONS AND CONTRACT/DOCUMENTS. ALL OFFICE DOORS TO BE A MINIMUM WIDTH OF 4'0" FROM INSIDE OF DOOR WHILE OPEN TO DOOR JAM. DRAWINGS SHALL NOTE THIS VA SALISBURY REQUIREMENT ON DRAWINGS AND IN SUBMITTALS CLEARLY SHOW THIS WIDTH. CONTRACTOR SHALL DESIGN AND INSTALL NEW HVAC SYSTEM THE MEET THE REQUIREMENTS OF SPECIFICATIONS AND CONTRACT/DOCUMENTS AND IS SUBJECT TO REVIEW BY GOVERNMENT AND APPROVAL, BUT CONTRACTOR TAKES FULL RESPONSIBILITY FOR ALL DESIGN WORK PERFORMED AND CONSTRUCTION. ALL DESIGN AND CONSTRUCTION WORK IS TO BE PERFORMED IN ACCORDANCE TO LOCAL BUILDING CODE, SPECIFICATIONS, AND CONTRACT/DOCUMENTS.

CONTRACTOR TO USED THE FOLLOWING DRAWINGS FOR INFORMATION ONLY. CONTRACTOR WILL DEVELOP THEIR OWN DESIGN AND SHALL NOT CUT/COPY OR PASTE FROM THESE DRAWINGS.

ALL DRAWINGS ARE TO CONFIRM TO AIA CAD STANDARDS

EXAMPLE:
G=GENERAL
H=HAZARDOUS MATERIALS
V=SURVEY / MAPPING
C=CIVIL
S=STRUCTURAL
A=ARCHITECTURAL

AIA CAD STANDARDS CAN BE MODIFY IF NOTED IN DESIGN QUALITY CONTROL PLAN IF APPROVED BY GOVERNMENT.

CONTRACTOR TO USED THE FOLLOWING TITLE BLOCK OR SUBMIT ONE OF THEIR OWN DESIGN TO THE GOVERNMENT FOR APPROVAL.

Revision	Date
REVISION 1: ADDITIONAL DRAWINGS ADDED TO COVER SHEET	06 APR 2012

PROJECT DATA

PROJECT ADDRESS

W.G. (BILL) HEFNER VA MEDICAL CENTER
1601 BRENNER AVE.
SALISBURY, NC 28144

RECOMMEND APPROVAL

REQUESTER	Date		
CHIEF OF SERVICE	Date	CHIEF OF STAFF	Date
ASSOC. DIR. PATIENT CARE SVC.	Date	ASSOC. DIR. for OPERATIONS	Date
APPROVAL BY: MEDICAL CENTER DIRECTOR			Date

Drawing Title: COVER SHEET	Project Title: BUILDING #6 RENOVATION (EDUCATIONAL CENTER)	Date: 05 DEC 2011	
		Project No. 659-12-201	
Approved: Safety Manager/M&O Supervisor	Building Number: BUILDING #6	Checked	Drawn: BLF
Approved:Chief of Facilities Management Svr.	Location: W.G.(Bill) Hefner Medical Center, 1601 Brenner Ave., Salisbury NC 28144	DRAWING NO. G-101	DWG. 1 OF 10

Department of Veterans Affairs