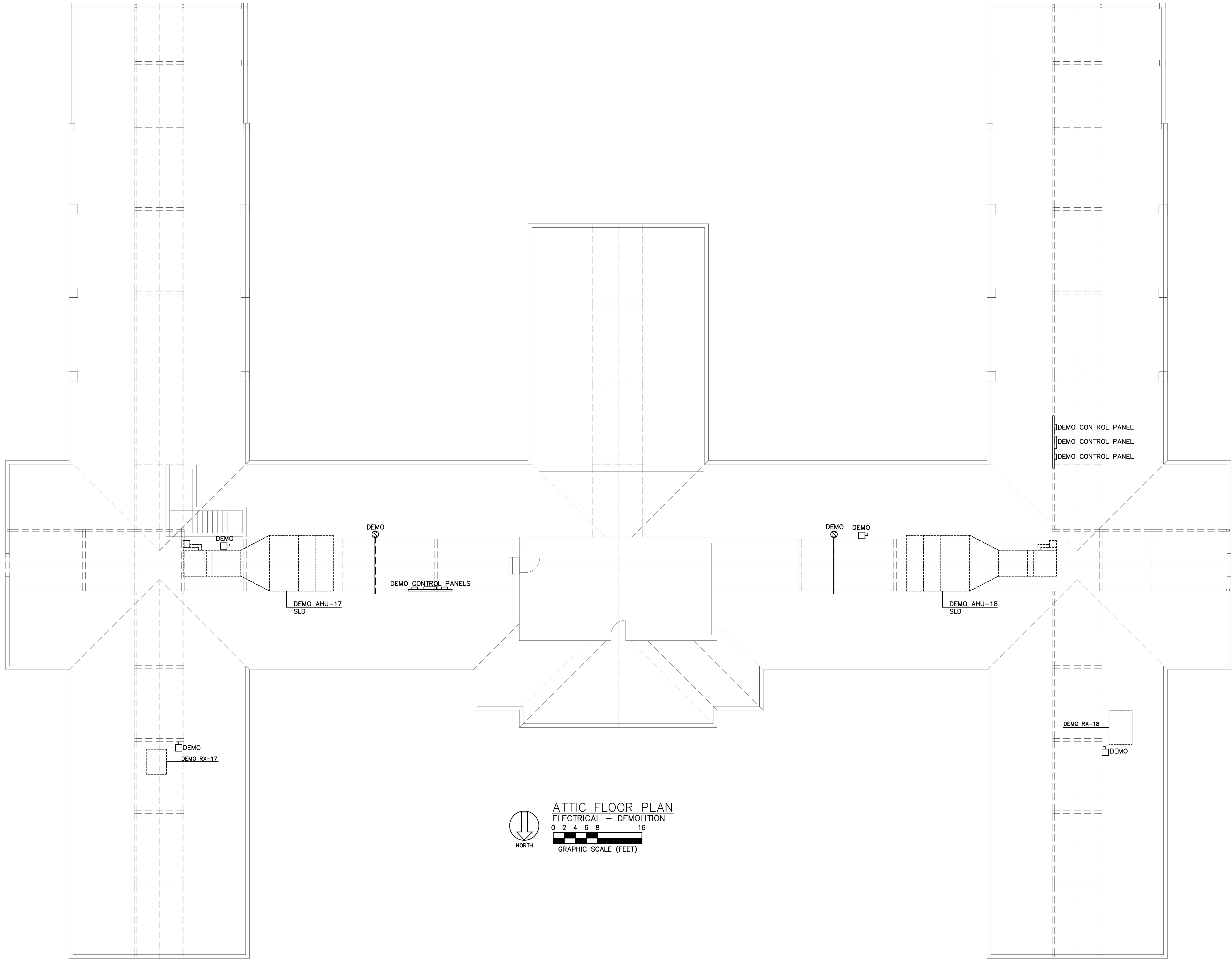


three inches = one foot
one and one-half inches = one foot
one inch = one foot
three-quarters inch = one foot
one-half inch = one foot
three-eighths inch = one foot
one-quarter inch = one foot
one-eighth inch = one foot

GENERAL DEMOLITION NOTES:



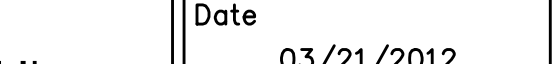
1. REMOVE POWER FEEDER, DISCONNECT SWITCH, ETC. TO AIR HANDLING UNIT SUPPLY AND RETURN FANS.
2. TEMPORARY SUPPORT SMOKE DUCT DETECTOR INDEPENDENT OF AIR HANDLING UNIT DUCT WORK TO ALLOW REPLACEMENT AND REWORK OF DUCT WORK.
3. DISCONNECT FIRE ALARM SIGNAL FROM AIR HANDLING UNIT STARTER. REMOVE SMOKE DUCT DETECTORS. SEE NEW PLANS FOR NEW SMOKE DUCT DETECTORS.
4. VERIFY EXACT LOCATION OF DISCONNECT SWITCHES IN FIELD.
5. DISCONNECT AND REMOVE FIRE ALARM SMOKE DUCT DETECTOR AND SHUTDOWN RELAY FOR AHU-17 AND 18.



ATTIC FLOOR PLAN
ELECTRICAL - DEMOLITION
0 2 4 6 8 16
GRAPHIC SCALE (FEET)



CONSTRUCTION DOCUMENTS

REV. A - ADDENDUM #1		3/21/12		 <div>T V H S N A S H V I L L E C A M P U S</div>		<div>Tennessee Valley Healthcare System</div>		 <div>M U R F R E E S B O R O C A M P U S</div>		 <div>PROJECT 11-37</div>		Drawing Title ATTIC PLAN- DEMOLITION - ELECTRICAL		Project Title REPLACE ATTIC AHU'S- BLDG 6		Date 03/21/2012		Veterans Administration				
Revisions		Date								Approved: --		Approved: Facility Manager		Building Number 6		Checked JJB			Drawn AL		DRAWING NO. 6-E6	
										Approved: --		Approved: Director		Location VAMC - MURFREESBORO					FILE NAME -			