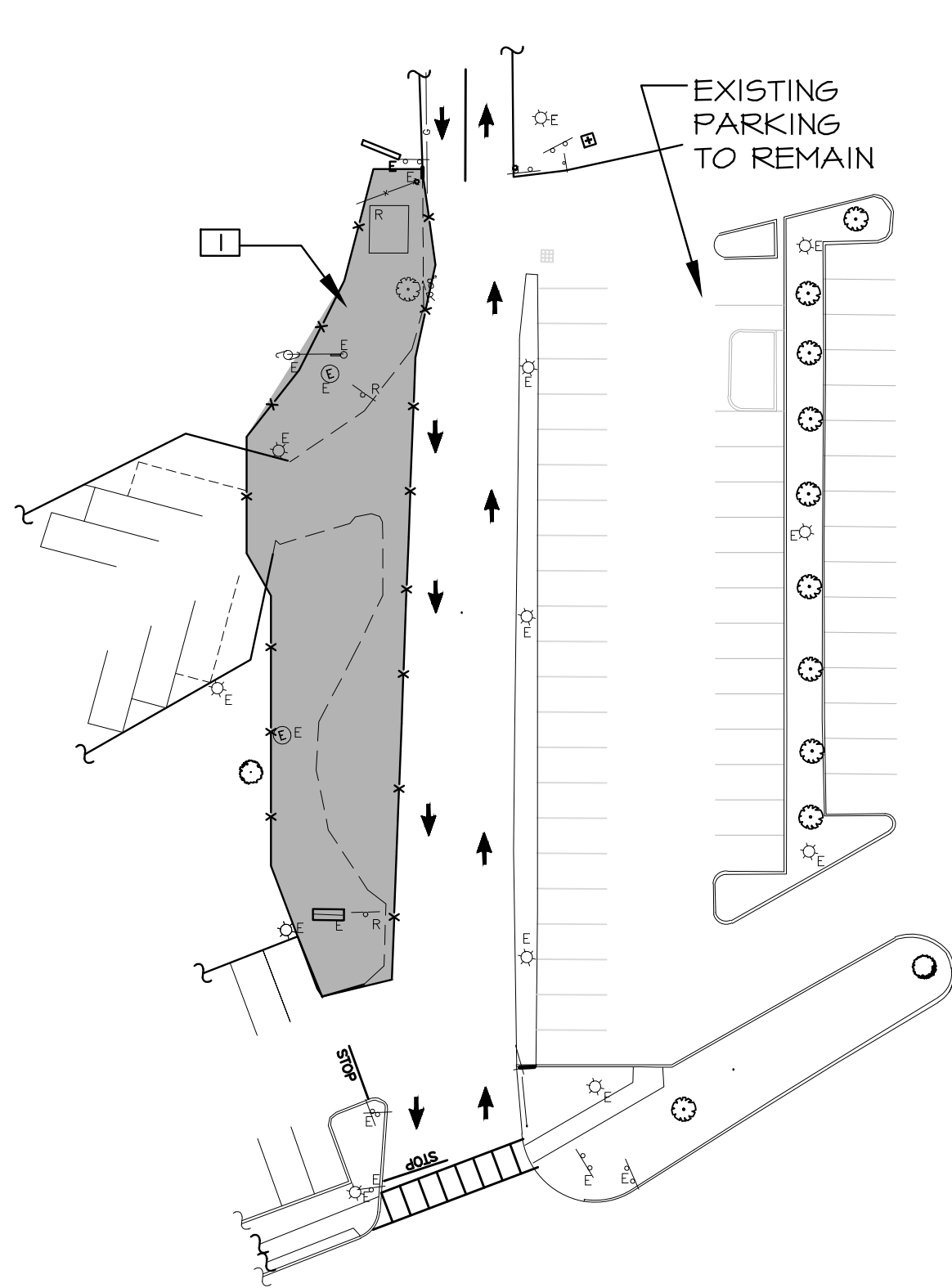
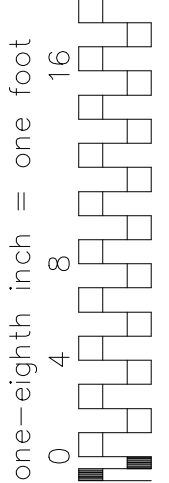
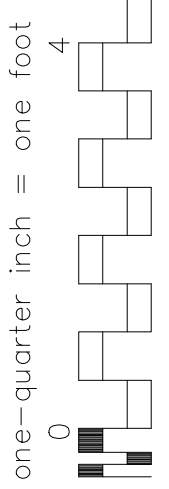
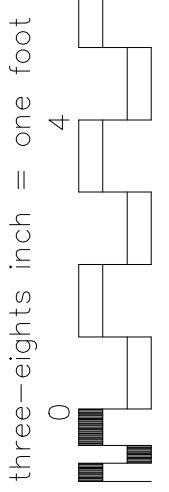
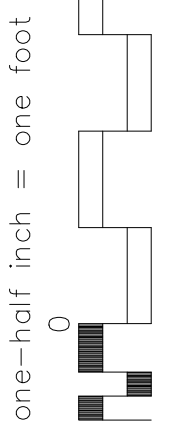
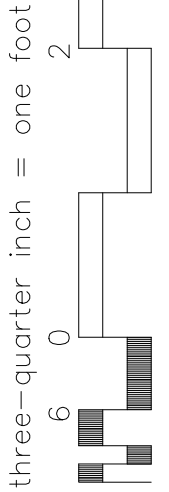
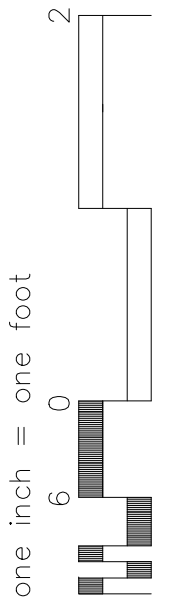
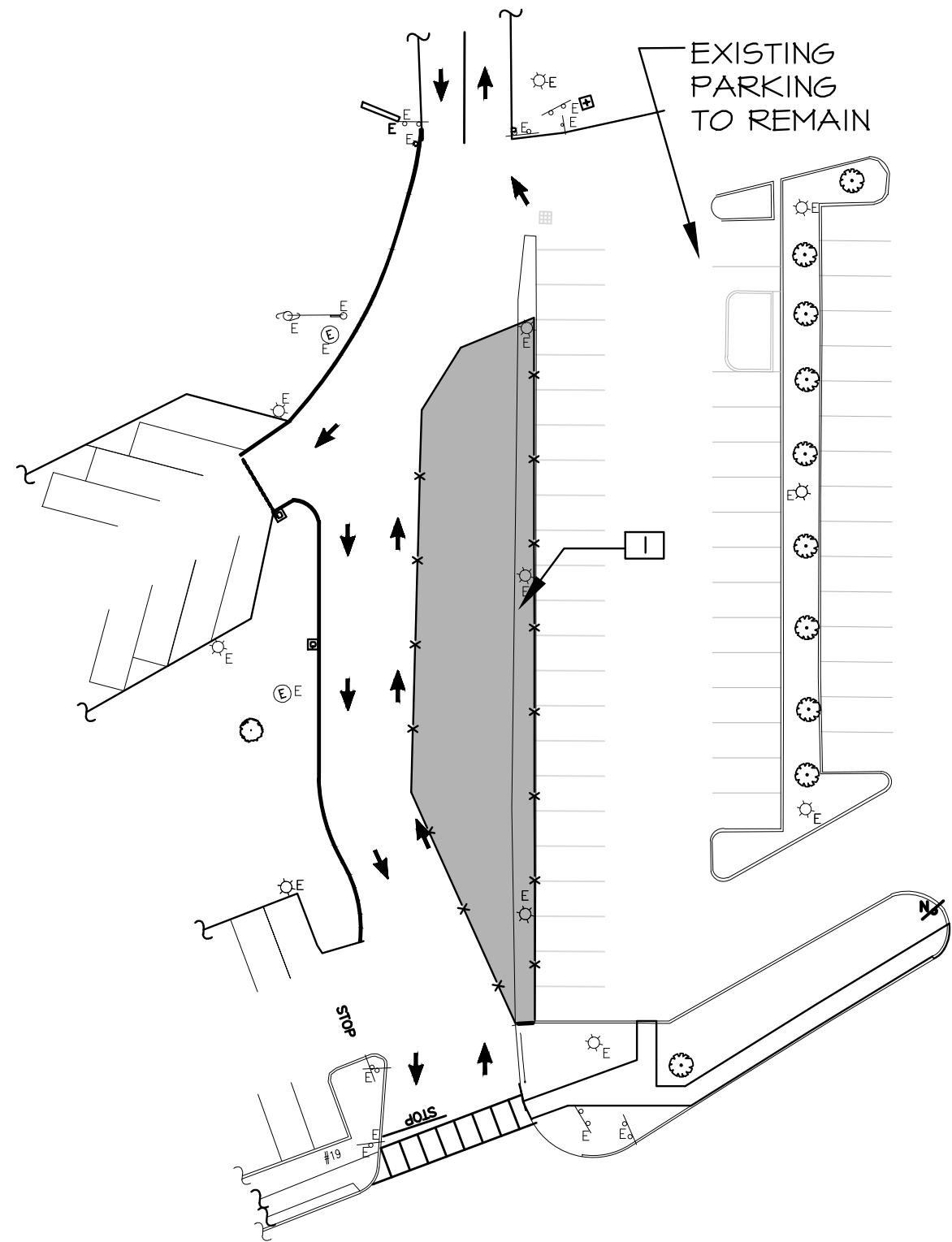


IF THIS SHEET IS NOT 30" x 42" FULL SIZE, USE GRAPHIC SCALES



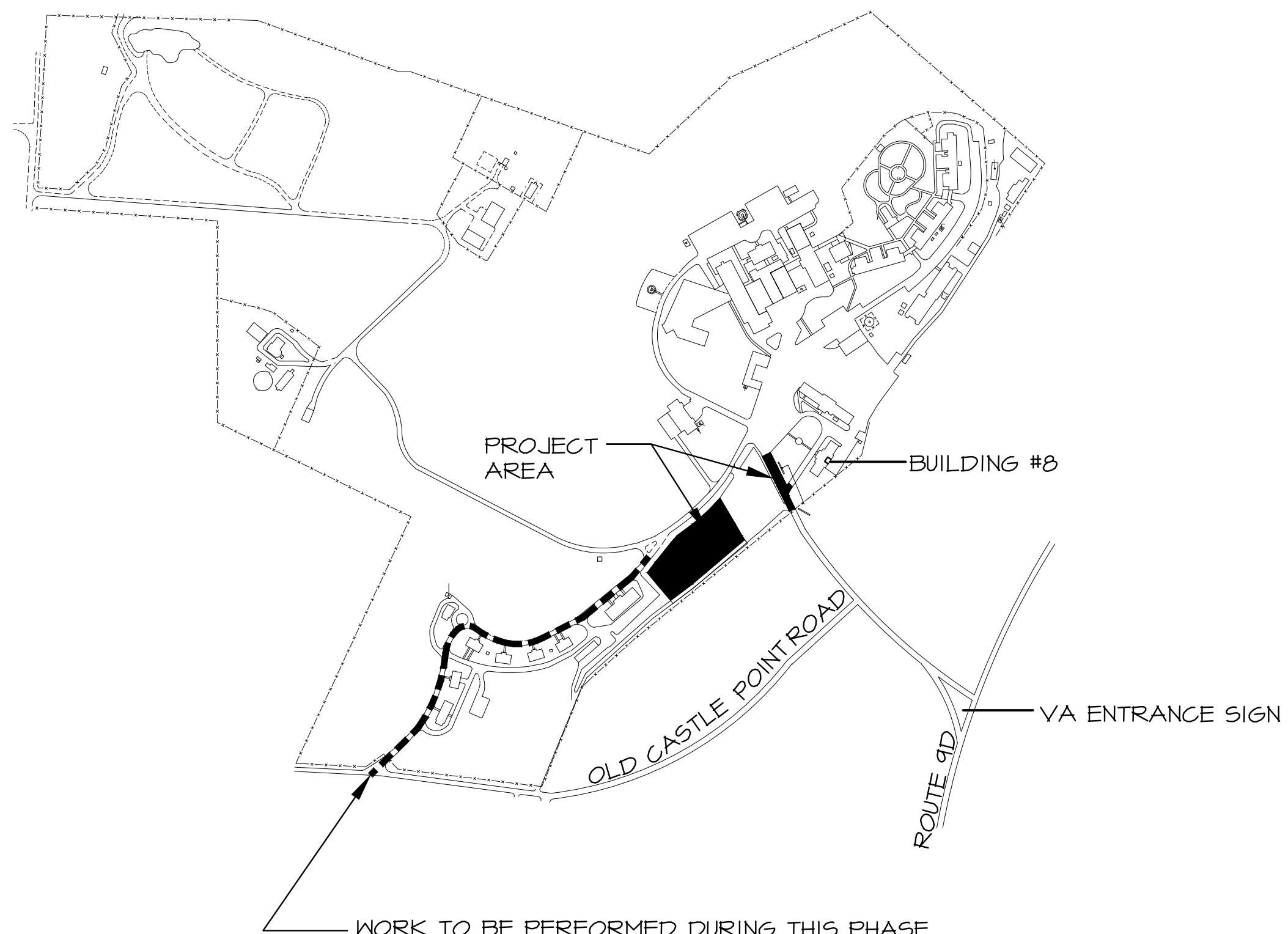
ARROW NOTE: TRAFFIC ARROW SHOWN ARE FOR TEMPORARY DIRECTIONAL PURPOSES ONLY. DO NOT PAINT ARROWS ON ASPHALT.

1 TRAFFIC CONTROL CENTER PHASING PLAN - PHASE 1
NOT TO SCALE



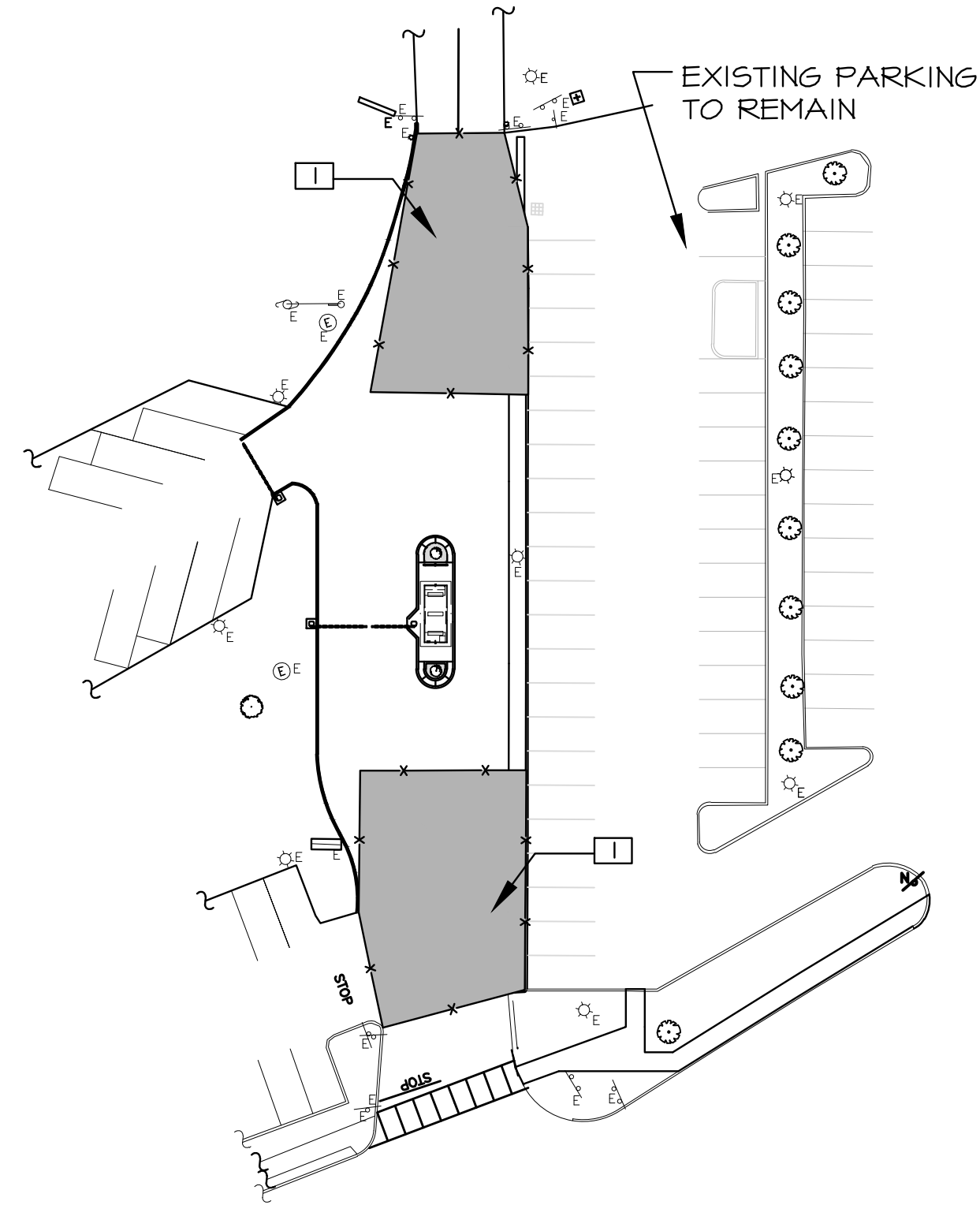
ARROW NOTE: TRAFFIC ARROW SHOWN ARE FOR TEMPORARY DIRECTIONAL PURPOSES ONLY. DO NOT PAINT ARROWS ON ASPHALT.

2 TRAFFIC CONTROL CENTER PHASING PLAN - PHASE 2
NOT TO SCALE



WORK TO BE PERFORMED DURING THIS PHASE
CONTRACTOR TO PATCH 10,000 SF OF EXISTING ASPHALT ALONG EXISTING ROADWAY. COORDINATE WITH VA CONTRACTING OFFICER TECHNICAL REPRESENTATIVE.

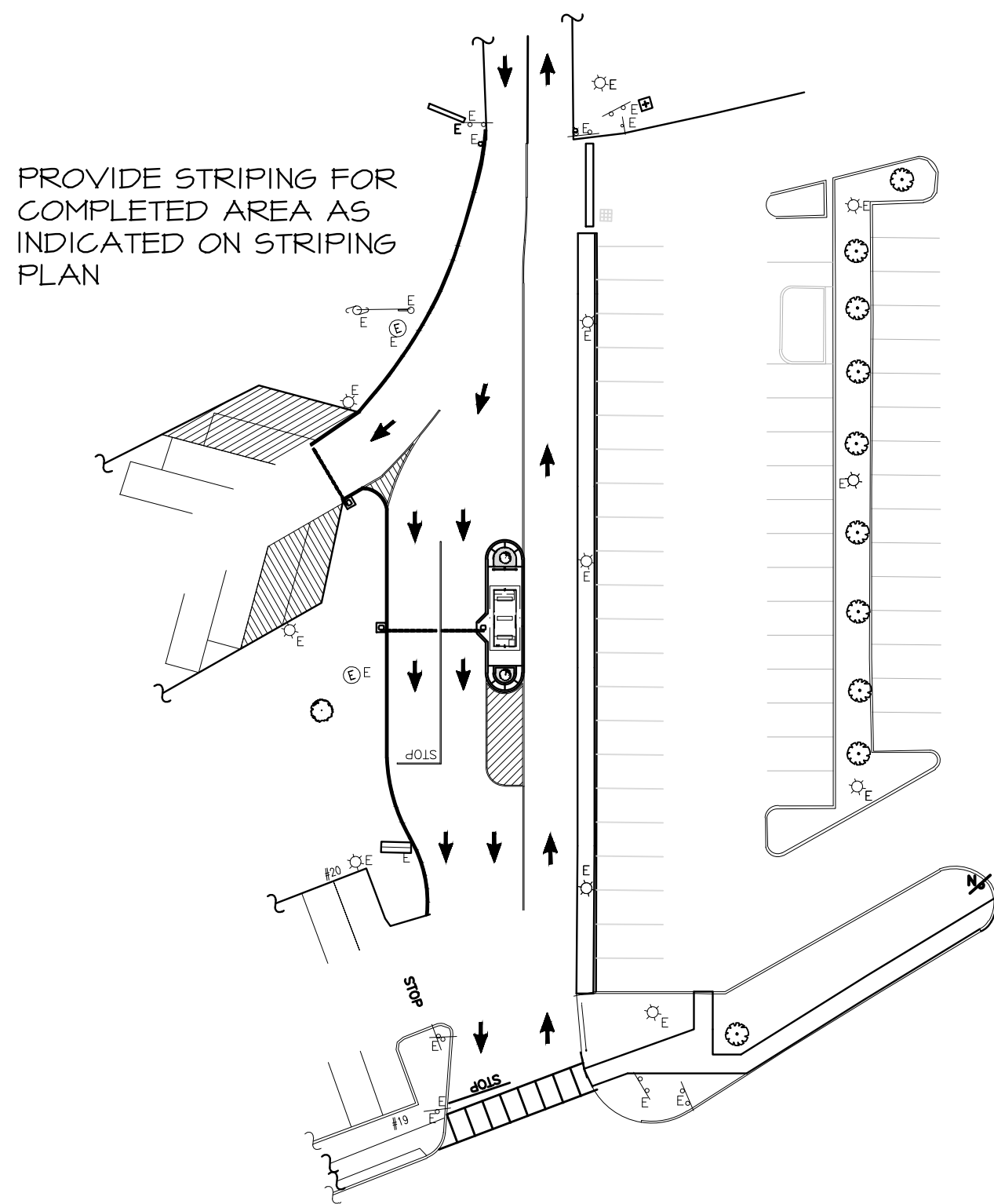
3 TRAFFIC CONTROL CENTER PHASING PLAN - PHASE 3
NOT TO SCALE



CONTRACTOR TO PROVIDE DETOUR SIGN AS INDICATED ON SHEET CP305

CLOSED ENTRANCE NOTE: ALL ENTRIES AND EXITS WILL BE DETOURED TO THE ALTERNATE CASTLE POINT ENTRANCE

4 TRAFFIC CONTROL CENTER PHASING PLAN - PHASE 4
NOT TO SCALE

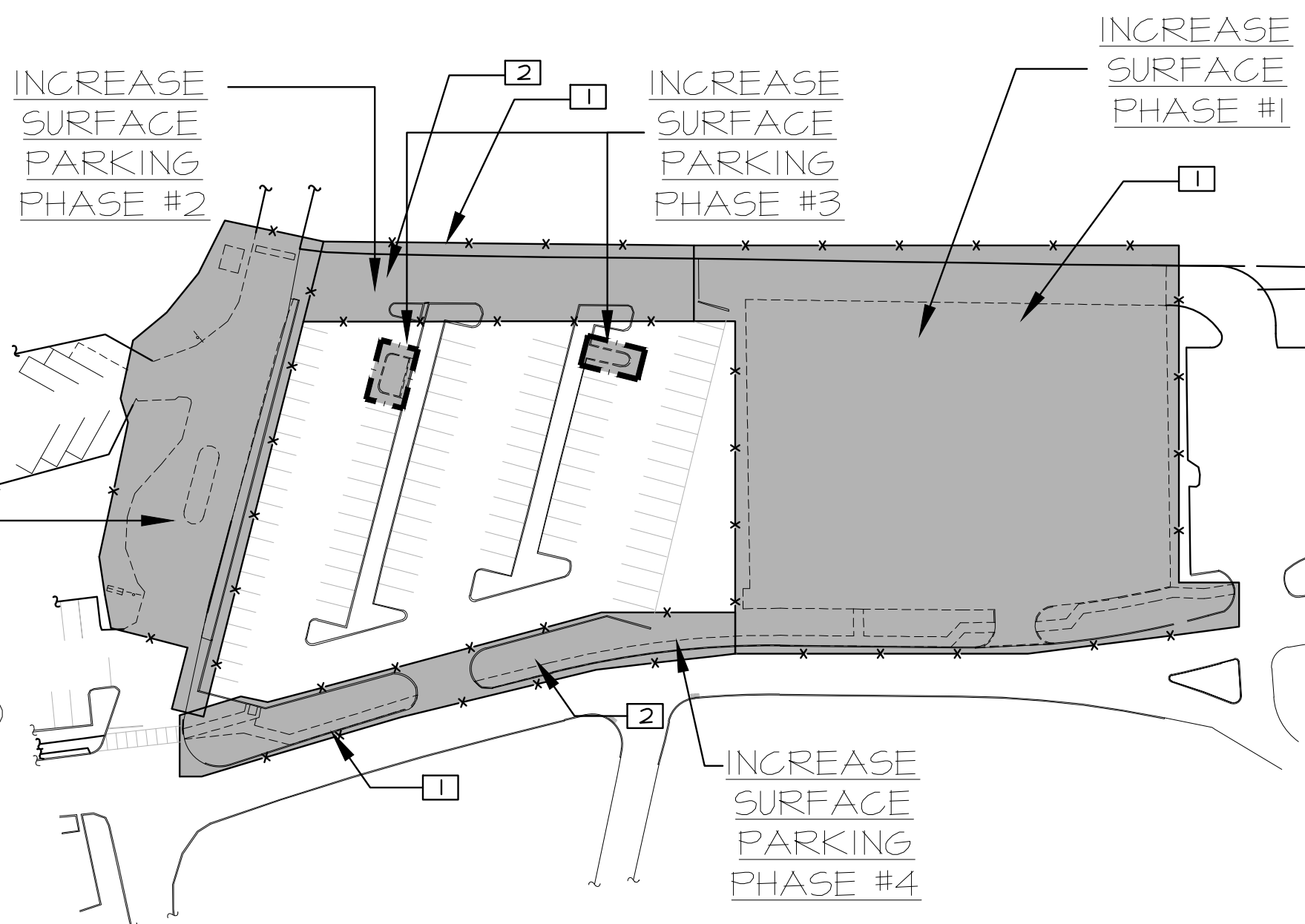


PROVIDE STRIPING FOR COMPLETED AREA AS INDICATED ON STRIPING PLAN

COMPLETE REMAINDER OF WORK REQUIRED FOR THE TRAFFIC CONTROL CENTER PORTION OF PROJECT.

ARROW NOTE: TRAFFIC ARROW SHOWN ARE FOR TEMPORARY DIRECTIONAL PURPOSES ONLY. DO NOT PAINT ARROWS ON ASPHALT.

5 TRAFFIC CONTROL CENTER PHASING PLAN - PHASE 5
NOT TO SCALE



TRAFFIC CONTROL CENTER PHASES 1-5
(SEE ENLARGED PHASING PLANS)

6 PHASING PLAN ENTIRE PROJECT AREA
NOT TO SCALE

PHASING LEGEND:


- LINE OF 8'-0" HIGH TEMPORARY CONSTRUCTION FENCE AND GATES
- AREA OF WORK TO BE PERFORMED DURING A PHASE

PHASING WORK NOTES"

- 1 PROVIDE 8'-0" HIGH TEMPORARY CONSTRUCTION FENCE AND GATES AROUND WORK AREA
- 2 WORK IN THIS PHASE SHALL BE INDIVIDUALLY PHASED TO ALLOW CONTINUED USE OF EXISTING PARKING AREA

PHASING NOTES:

- WORK ON THIS PROJECT SHALL BE PHASED, REFER TO PHASING PLAN ON THIS SHEET FOR WORK AREAS TO BE INCLUDED IN EACH PHASE. REFER TO DRAWINGS AND SPECIFICATIONS FOR WORK TO BE PERFORMED DURING EACH PHASE.
- ALL WORK TO BE PERFORMED DURING A PHASE SHALL BE COORDINATED WITH THE VA FACILITY AND CONTRACTING OFFICER TECHNICAL REPRESENTATIVE (COTR).
- EXTENT AND CONFIGURATION OF EACH WORK AREA SHALL BE COORDINATED AND RE-CONFIGURED AS REQUIRED TO PERFORM ALL THE WORK REQUIRED IN CONTRACT AND TO MAINTAIN THE OPERATIONS OF THE AREA. COORDINATE WITH THE VA FACILITY AND CONTRACTING OFFICER TECHNICAL REPRESENTATIVE (COTR).
- PROJECT SHALL BE PHASED. CONTRACTOR IS ONLY ALLOWED TO WORK ON A SINGLE PHASED AT ONE TIME. CONTRACTOR IS NOT ALLOWED TO PROCEED TO NEXT PHASE UNTIL PREVIOUS PHASE IS COMPLETELY FINISHED, CLEANED AND APPROVED BY CONTRACTING OFFICER TECHNICAL REPRESENTATIVE.
- CONTRACTOR SHALL PROVIDE 8'-0" HIGH CONSTRUCTION FENCE AND GATES AROUND EACH WORK AREA PHASE.
- CONTRACTOR SHALL COORDINATE ALL WORK TO BE PERFORMED DURING A SINGLE PHASE. PROVIDE TEMPORARY ELECTRIC, UTILITIES, ETC AS REQUIRED TO INSURE CONTINUED OPERATION AT ALL TIMES. COORDINATE ALL WORK WITH VA FACILITY AND THE CONTRACTING OFFICER TECHNICAL REPRESENTATIVE (COTR).
- CONTRACTOR SHALL PROVIDE TRAFFIC CONTROL, TEMPORARY SIGNAGE ETC AS REQUIRED TO MAINTAIN SAFE TRAFFIC FLOW AROUND WORK AREA.



Revisions
VA FORM 08-6231, DEC 1989

Date

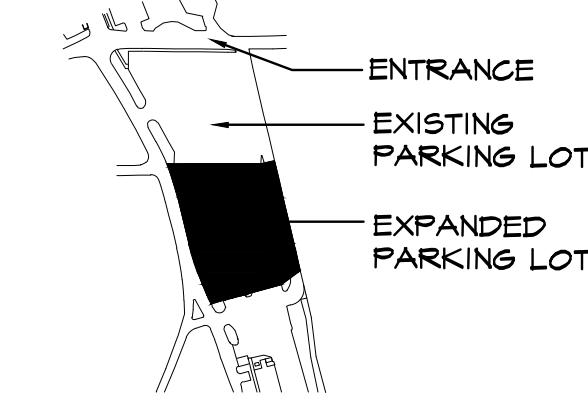


NOTE AND READ CAREFULLY:

The Contractor shall consult and study the requirements of each and every drawing and each specification section of this contract so that he /she may become acquainted with the project as a whole in order to determine how the work of his/hers subcontractor or vendor may affect the work required under this contract.

Written Specifications are part of this contract

Key Plan



Drawing Title

PHASING PLANS

Approved: Division Chief

Approved: Service Director

Project Title

Install Front Gate Traffic Control Center & Increase Surface Parking
Castle Point Campus, VAHVCS
Castle Point, New York

Building Number

Checked

MA

Drawn

JTL/MS

Location

Castle Point, New York

Date

7/12/2011


Project No.

620A4-11-106

DRAWING NO.

GC101

Dwg. 2 of 18



U.S. GOVERNMENT PRINTING OFFICE: 1985-400-285