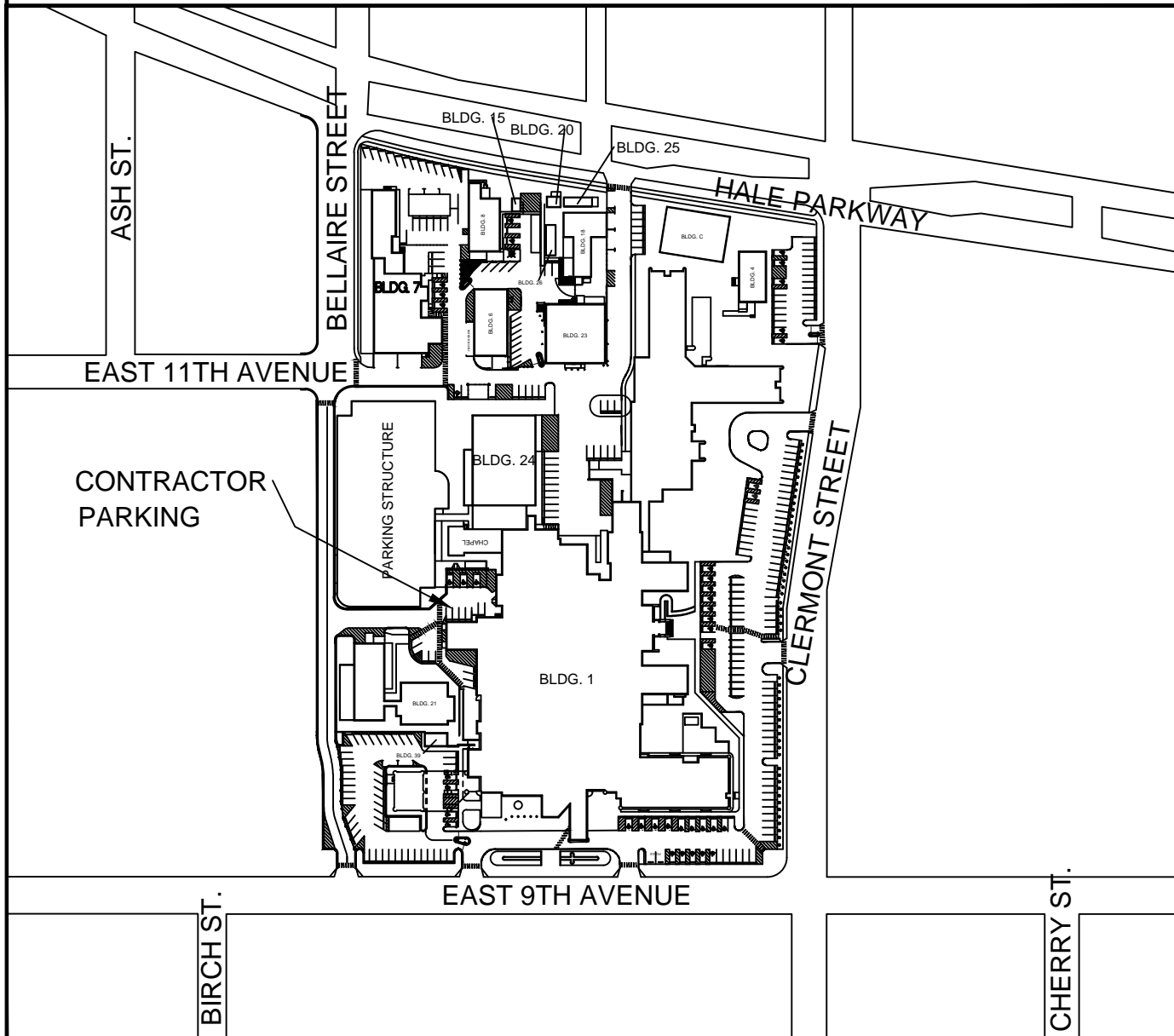


# ELECTRONIC MESSAGING SITE PREP

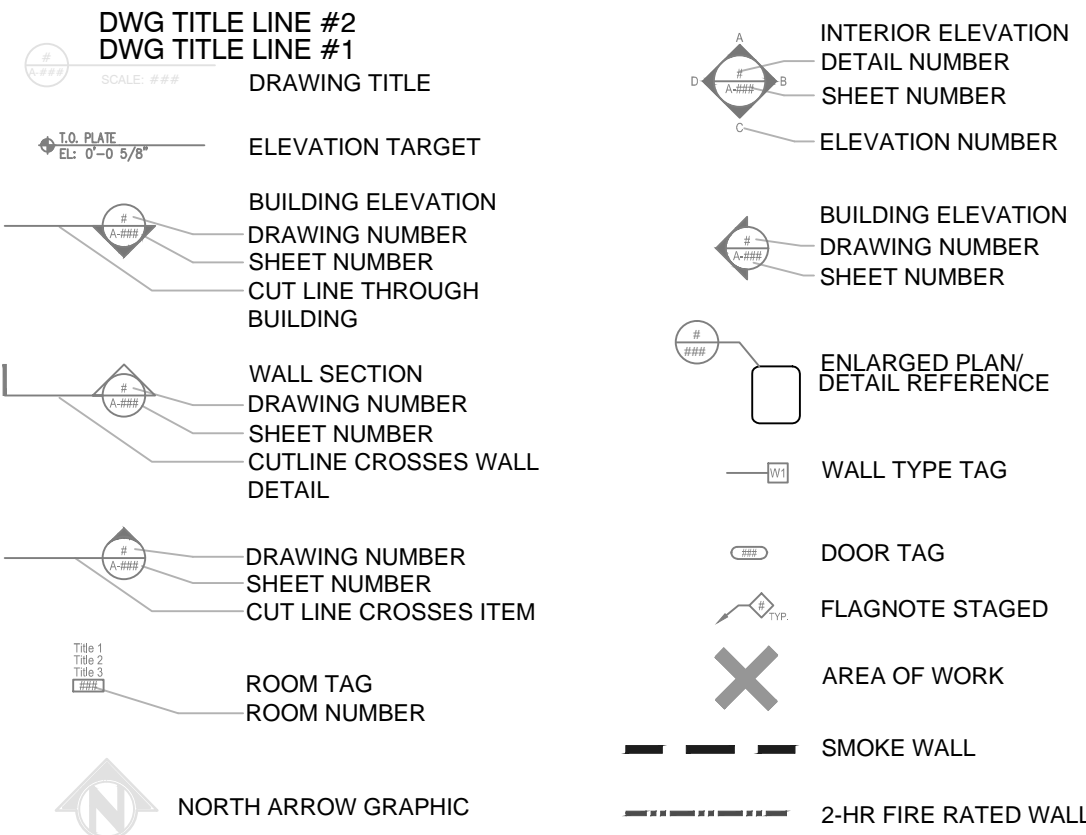
PROJECT NO. 554-12-802  
DEPARTMENT OF VETERANS AFFAIRS  
EASTERN COLORADO HEALTH CARE SYSTEM  
1055 CLERMONT ST. DENVER, CO 80220

## SUBMITTAL REQUIRMENTS

1. THE EXISTING HOSPITAL IS FULLY SPRINKLERED. MODIFICATIONS TO EXISTING SYSTEM SHALL BE IN FULL ACCORDANCE WITH NFPA 13, VA REQUIREMENTS, AND LOCAL FIRE CODES.



## GRAPHIC SYMBOLS



## GENERAL NOTES

- CONTRACTOR TO USE ONLY SERVICE ELEVATORS FOR CONSTRUCTION MATERIALS OR EMPLOYEES.
- CONTRACTOR ENCOURAGED TO VISIT ALL AREAS OF WORK, INCLUDING WALKING THE SITE, MEASURING EXISTING DIMENSIONS AND OBSERVING EXISTING CONDITIONS BEFORE BIDDING WORK, ORDERING MATERIALS, OR STARTING ANY CONSTRUCTION.
- CONTRACTOR TO RECYCLE REMOVED MATERIALS WHENEVER POSSIBLE. MONEY FROM THE RECYCLED MATERIALS WILL BE CREDITED TO THE CONTRACTOR, BUT THE VA REQUIRES A RECEIPT FROM THE RECYCLING YARD, FOR ALL RECYCLED ITEMS, WITH THE PROJECT NAME, NUMBER, DATE, RECYCLED MATERIAL AND WEIGHT. CONTACT KEN NEVELING, VA GEMS COORDINATOR, X2613, FOR SPECIFICS.
- CONTRACTOR TO COMPLETE WORK DURING BUSINESS HOURS WHENEVER POSSIBLE. THE WORK IS NOT TO INTERFERE WITH FACILITY OPERATIONS. THOSE AREAS THAT NEED TO BE COMPLETED AFTER HOURS ARE NOTED ON DRAWINGS AND WILL NEED TO BE COORDINATED WITH THE COTR IN ADVANCE AND PHASED ACCORDINGLY.
- FIRE ALARM WORK = SIMPLEX GRINNELL
- CONTRACTOR TO CLEAN ALL AREAS OF WORK UPON COMPLETION, INCLUDING BUT NOT LIMITED TO: ALL EXISTING EQUIPMENT, FIXTURES, LIGHTS, WINDOWS, BLINDS, AND REGISTERS. CONTRACTOR TO REPLACE ANY CEILING TILES DAMAGED IN THE COURSE OF THE WORK. REPLACE AIR FILTERS IN ALL FAN COIL UNITS IN THE IMMEDIATE AREA, AFTER COMPLETION OF WORK.
- CONTRACTOR TO PATCH, PAINT, AND REPAIR WALL AND CEILING SURFACES TO A "LIKE NEW" FINISH. IF ANY ADJACENT FINISH SURFACES ARE AFFECTED, PROVIDE A SEAMLESS TRANSITION AND FINISH LEVEL PER SPECIFICATIONS.
- NIGHT WORK REQUIREMENTS: ALL NIGHT WORK CANNOT BEGIN UNTIL AFTER NORMAL WORK HOURS AND ALL DEBRIS ASSOCIATED WITH CONSTRUCTION MUST BE FULLY CLEANED BEFORE THE BEGINNING OF THE FOLLOWING WORK DAY.
- WEEKEND WORK REQUIREMENTS: ALL WEEKEND WORK MAY BEGIN AFTER NORMAL WORKING HOURS ON FRIDAY AND ALL DEBRIS ASSOCIATED WITH CONSTRUCTION MUST BE FULLY CLEANED BEFORE THE BEGINNING OF THE WORK HOURS ON THE FOLLOWING MONDAY.
- ALL NEW WALL PENETRATIONS SHALL BE FIRE CAULKED AS REQUIRED TO MAINTAIN FIRE/SMOKE SEPARATIONS. CONTRACTOR SHALL OBTAIN A VA PENETRATION PERMIT, FROM THE SAFETY OFFICE, X2604, PRIOR TO PERFORMING ANY WORK THAT REQUIRES PENETRATIONS TO BE MADE IN A FIRE/SMOKE WALL.

## PHASING

- DAY WORK: MONDAY THROUGH FRIDAY 7:30 AM – 4:00 PM
- NIGHT WORK OR WEEKEND WORK, MONDAY THROUGH FRIDAY 4:00 PM – 7:30 AM OR WEEKENDS

## PROJECT DESIGN TEAM

**OWNER**  
U.S. DEPARTMENT OF VETERANS AFFAIRS  
VA ECMCS MEDICAL CENTER (MS FMS/138)  
1055 CLERMONT STREET  
DENVER, CO 80220-3808

**OWNER'S CONTRACTING OFFICER**  
VISM 19 CONTRACTING OFFICER  
ROCKY MOUNTAIN CONSOLIDATED CONTRACTING  
4100 E. MISSISSIPPI AVE., SUITE 900  
GLENDALE, CO 80246

**VA COTR**  
FMS  
MICAH BROWN  
PH:303.399.8020 EXT.4453  
FAX:303.393.2894

## ABBREVIATIONS

(E)	EXISTING	DR.	DRIVE
(N)	NEW	ST.	STREET
N.I.C.	NOT IN CONTRACT	CMU	CONCRETE MASONRY UNIT
E.T.S.	EXPOSED TO STRUCTURE	EQ.	EQUAL
N.T.S.	NOT TO SCALE	STL.	STAINLESS
SIM.	SIMILAR	NR.	NOT RATED
BLDG.	BUILDING	A.F.F.	ABOVE FINISHED FLOOR
PH.	PHONE	EJ	EXPANSION JOINT
INC.	INCORPORATED	CJ	CONTROL JOINT
S.	SOUTH	Q.R.S	QUICK RELEASE SPRINKLER

## INDEX OF DRAWINGS

DWG NO.	DRAWING TITLE	SHEET OF #
GI-01(R)	GENERAL INDEX	1 OF 16
	ARCHITECTURAL/ELECTRICAL	
AS-01(R)	BASEMENT FLOOR PLAN	2 OF 16
AS-02(R)	1ST FLOOR PLAN	3 OF 16
AS-03(R)	2ND FLOOR PLAN	4 OF 16
AS-04(R)	3RD FLOOR PLAN	5 OF 16
AS-05(R)	4TH FLOOR PLAN	6 OF 16
AS-06(R)	5TH FLOOR PLAN	7 OF 16
AS-07(R)	6TH FLOOR PLAN	8 OF 16
AS-08(R)	7TH FLOOR PLAN	9 OF 16
AS-09(R)	8TH FLOOR PLAN	10 OF 16
AS-10(R)	9TH FLOOR PLAN	11 OF 16
AS-11(R)	BLDG. 24 - 1ST FLOOR PLAN	12 OF 16
AS-12(R)	BLDG. 24 - 2ND FLOOR PLAN	13 OF 16
ES-01	SPS FLOOR PLAN	14 OF 16
ES-02	DENTAL FLOOR PLAN	15 OF 16
ES-03	OR FLOOR PLAN	16 OF 16

100% CONSTRUCTION DOCUMENTS - FULLY SPRINKLERED

TAV	100% DOCUMENTS(Revised)	04.13.12
TAV	100% DOCUMENTS	01.20.12
TAV	95% DOCUMENTS	12.20.11
By	Revisions	Date

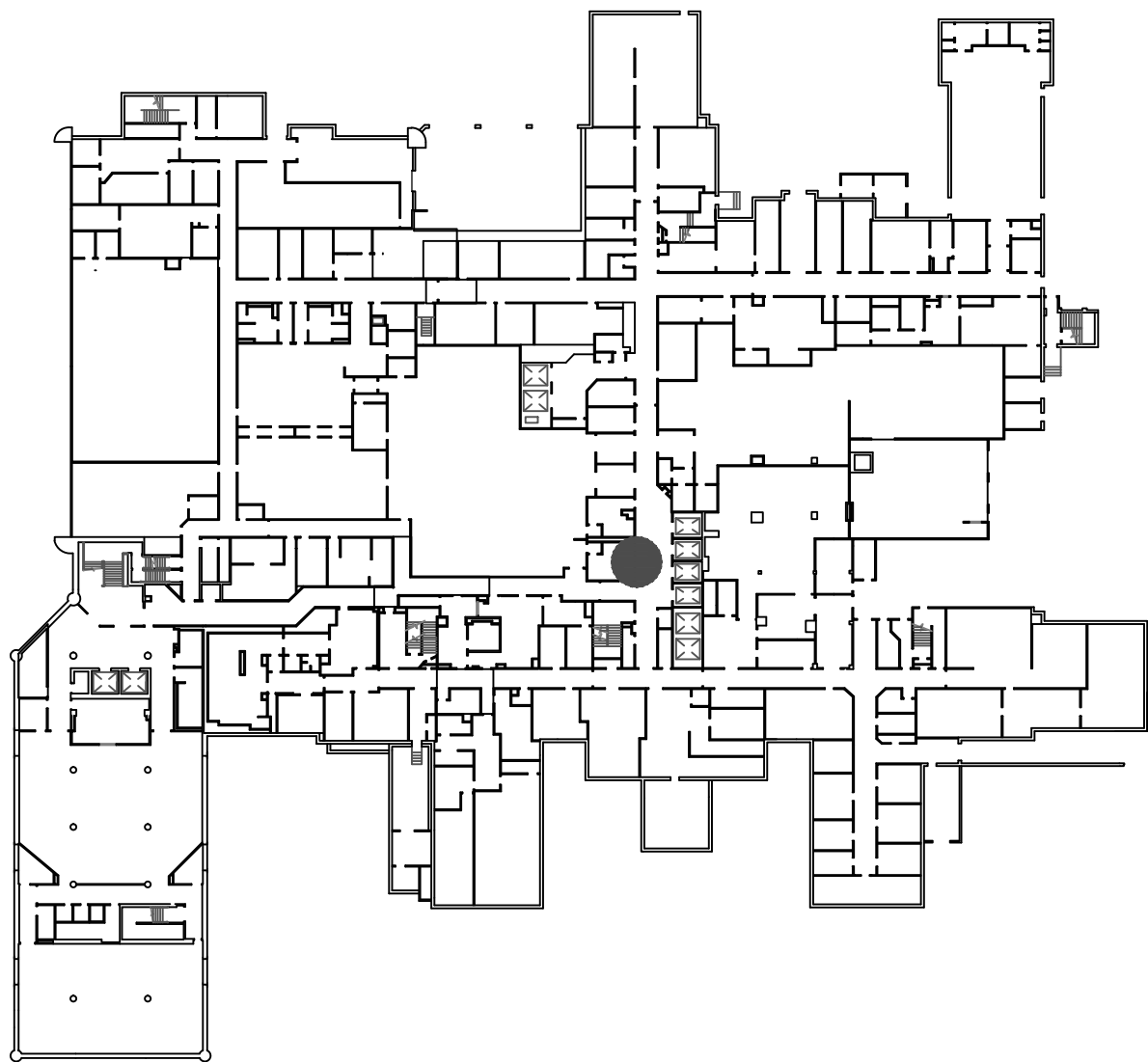
**GENERAL NOTES:**  
1. SCALED DIMENSIONS & ARCHITECTURAL FEATURES MAY NOT BE CORRECT.  
2. CONTRACTORS & A/E's ARE RESPONSIBLE TO FIELD VERIFY ALL DIMENSIONS WITHIN THE PROJECT AREA.

DEPARTMENT OF VETERANS AFFAIRS  
MEDICAL CENTER  
1055 Clermont Street  
Denver, Colorado, 80220

Drawing Title	Project Title	Date
GENERAL INDEX	ELECTRONIC MESSAGING SITE PREP	4/13/2012
Approved: Service Chief	Drawn TAV	Project No. 554-12-802
Approved: Section Chief	Checked	Building Number 1, 24
	Wing	Title Block By ska
		DRAWING No GI-01(R)
		Dwg 1 Of 16

Department of  
Veterans Affairs

FLOOR PLAN:

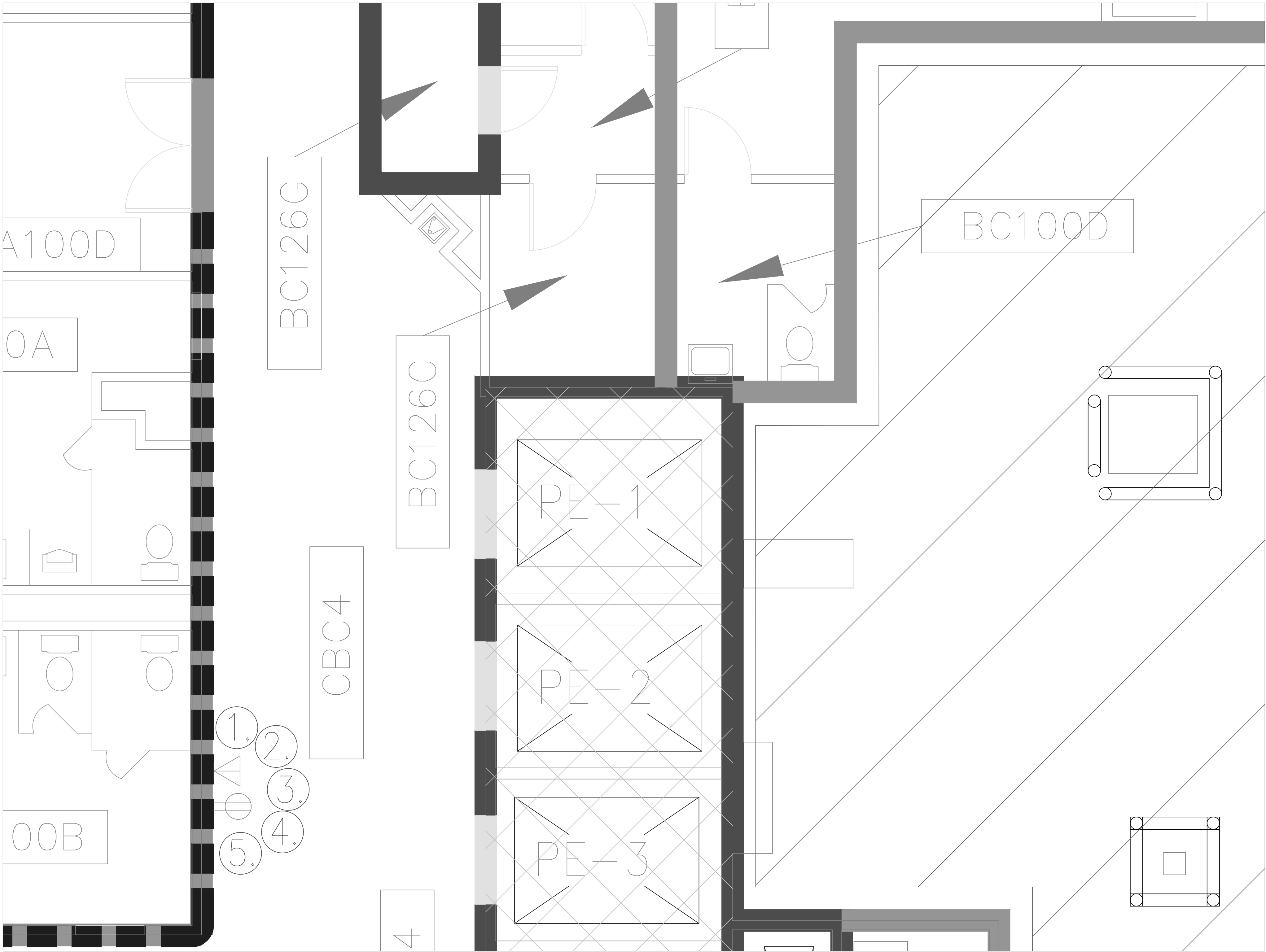


INFECTION CONTROL RISK ASSESSMENT:

**LOW RISK (LEVEL II):**  
NO WORK SHALL COMMENCE WITHOUT PRIOR SCHEDULING AND APPROVAL FROM COTR. PROVIDE ACTIVE MEANS TO PREVENT AIRBORNE DUST FROM DISPERSING INTO THE ATMOSPHERE. WATER MIST WORK SURFACES TO CONTROL DUST WHILE CUTTING. WIPE WORK SURFACE WITH DISINFECTANT. CONTAIN CONSTRUCTION WASTE BEFORE TRANSPORT IN TIGHTLY COVERED CONTAINERS. ALL CEILING TILES REMOVED FOR CONDUIT INSTALLATION SHALL BE REPLACED AT THE END OF EVERY WORK SHIFT IN ORDER TO MAINTAIN THE SMOKE BARRIER. USE A HEPA VACUUM ON EVERY TILE BEFORE REINSTALLATION. ONLY ONE CEILING TILE CAN BE REMOVED AT A TIME FOR CABLE/CONDUIT INSTALLATION. WET MOP AND/OR VACUUM WITH HEPA FILTERED VACUUM AT THE END OF EVERY WORK SHIFT.

SHEET NOTES:

- 1 REMOVE EXISTING DIRECTORY BOARD.
- 2 PATCH AND PAINT WALL TO MATCH EXISTING.
- 3 INSTALL ONE DUPLEX, HOSPITAL GRADE OUTLET (110v) AT CEILING HEIGHT. DUPLEX AND CONDUIT TO BE SURFACE MOUNTED.
- 4 INSTALL ONE CAT5E DATA CONNECTION (2-PORT) TO BE SURFACE MOUNTED, CEILING HEIGHT. NEAREST TELEPHONE CLOSET IS BC-126G (APPROXIMATELY 35').
- 5 CONTRACTOR TO OBTAIN PENETRATION PERMITS AS REQUIRED FOR ANY CORE DRILLS THROUGH FIRE/SMOKE WALLS. ALL PENETRATIONS THROUGH FIRE/SMOKE WALLS MUST BE PROPERLY SEALED UTILIZING APPROVED FIRE STOPPING SYSTEMS.



1 ELEVATOR LOBBY CBC4  
AS-01 SCALE: 3/8" = 1'-0"

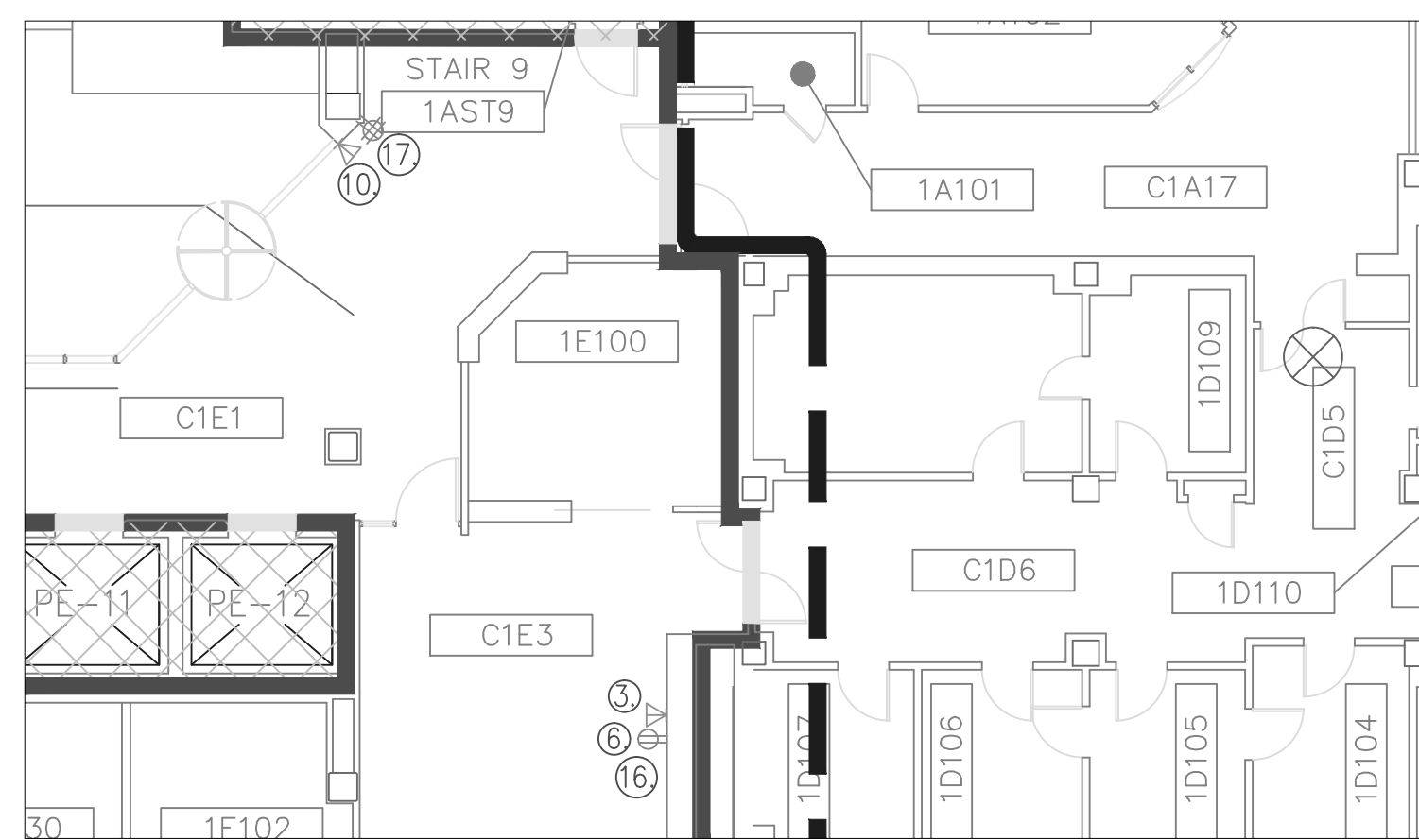
TAV	100% DOCUMENTS (Revised)	04.13.12
TAV	100% DOCUMENTS	01.20.12
TAV	95% DOCUMENTS	12.20.11
By	Revisions	Date

GENERAL NOTES:  
1. SCALED DIMENSIONS & ARCHITECTURAL FEATURES MAY NOT BE CORRECT.  
2. CONTRACTORS & A/E's ARE RESPONSIBLE TO FIELD VERIFY ALL DIMENSIONS WITHIN THE PROJECT AREA.

DEPARTMENT OF VETERANS AFFAIRS  
MEDICAL CENTER  
1055 Clermont Street  
Denver, Colorado, 80220

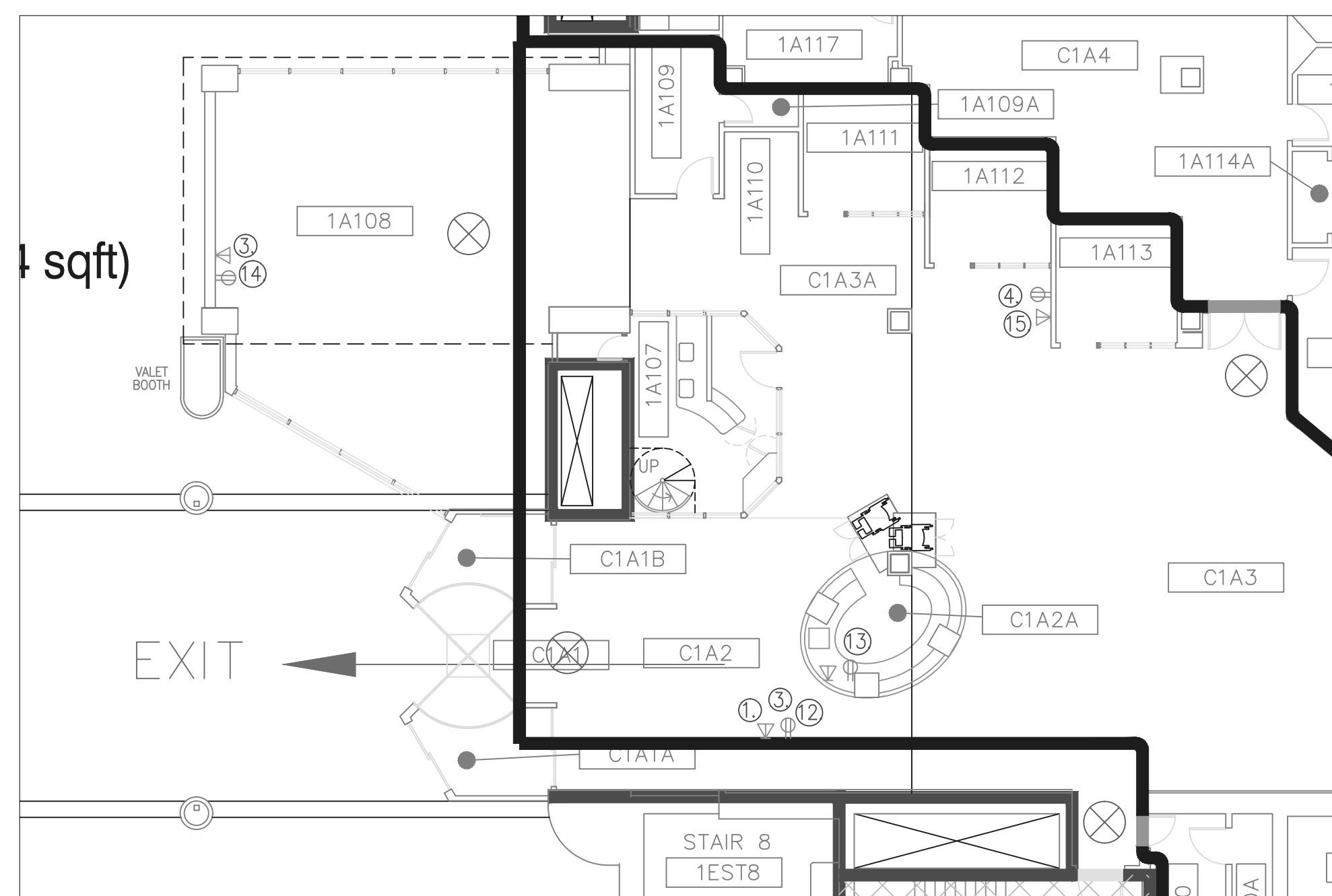
Drawing Title		Project Title		Date	
BASEMENT FLOOR PLAN		ELECTRONIC MESSAGING SITE PREP		4/13/2012	
Approved: Service Chief		Drawn TAV	Building Number 1	Title Block By ska	DRAWING No AS-01(R)
Approved: Section Chief		Checked	Wing C	Dwg 2 Of 16	

Department of Veterans Affairs



6  
AS-02

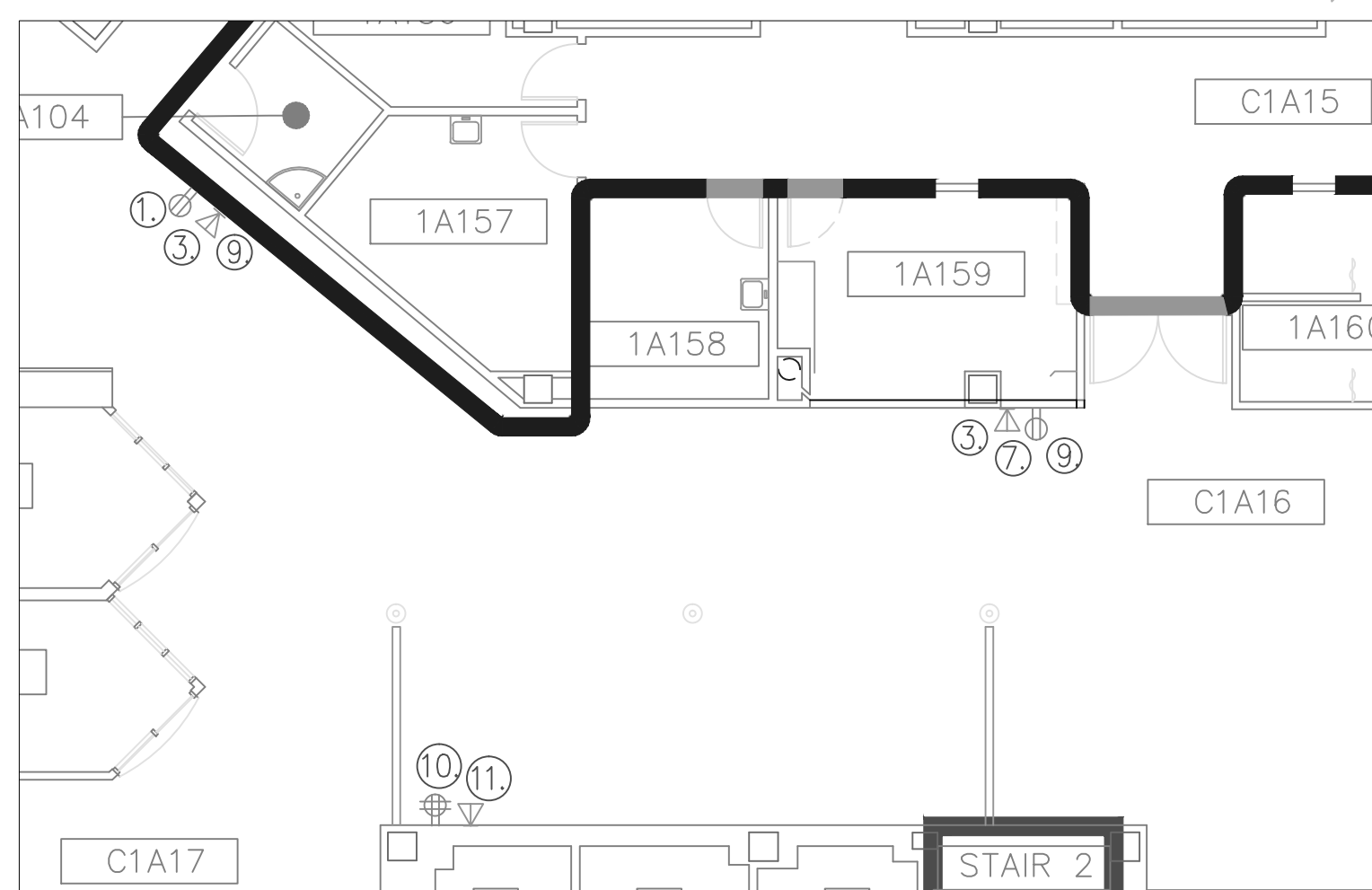
E-WING WAITING AREA  
SCALE: 3/32" = 1'-0"



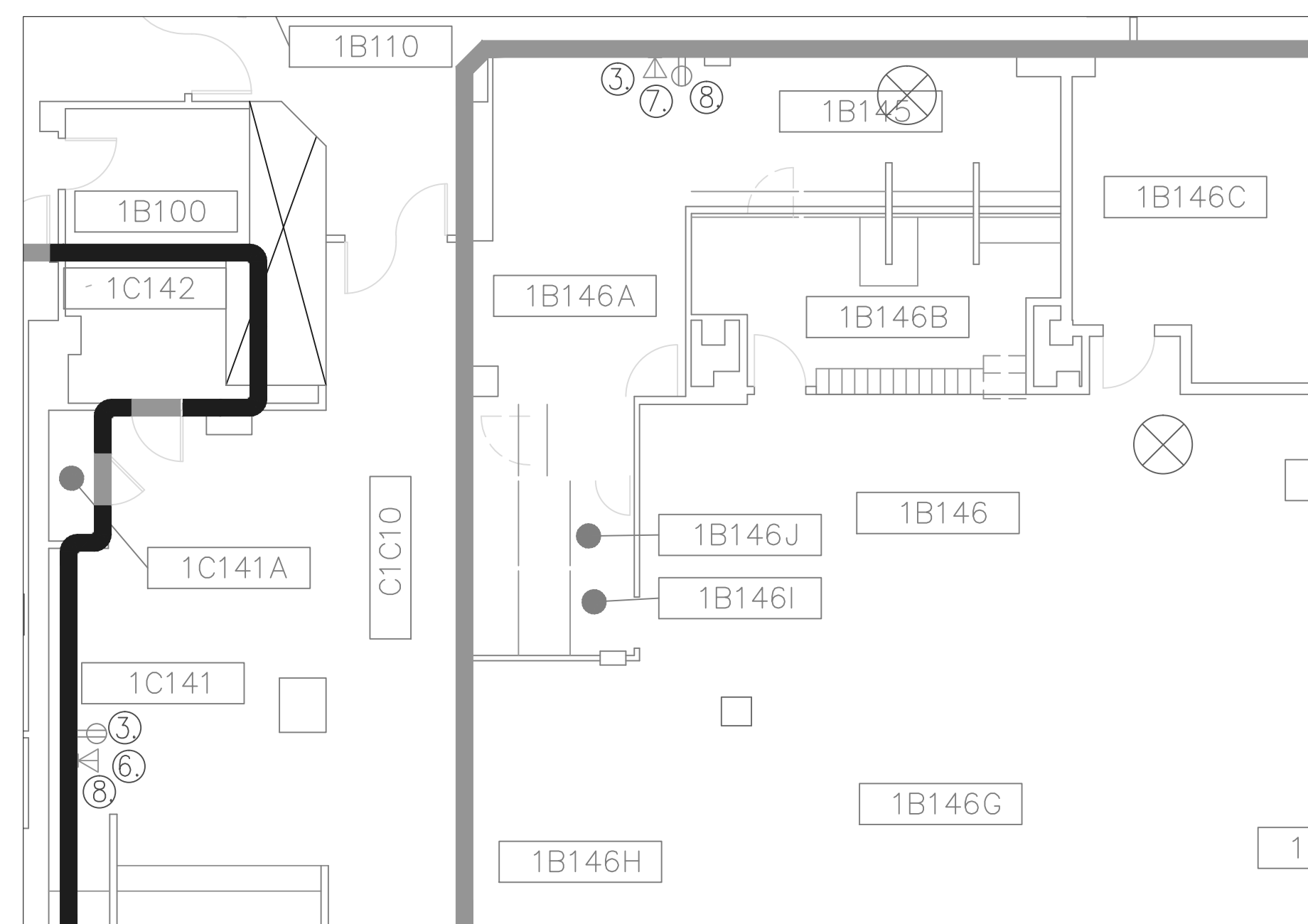
5  
AS-02

9TH STREET ENTRANCE  
& CANTEEN

SCALE: 3/32" = 1'-0"



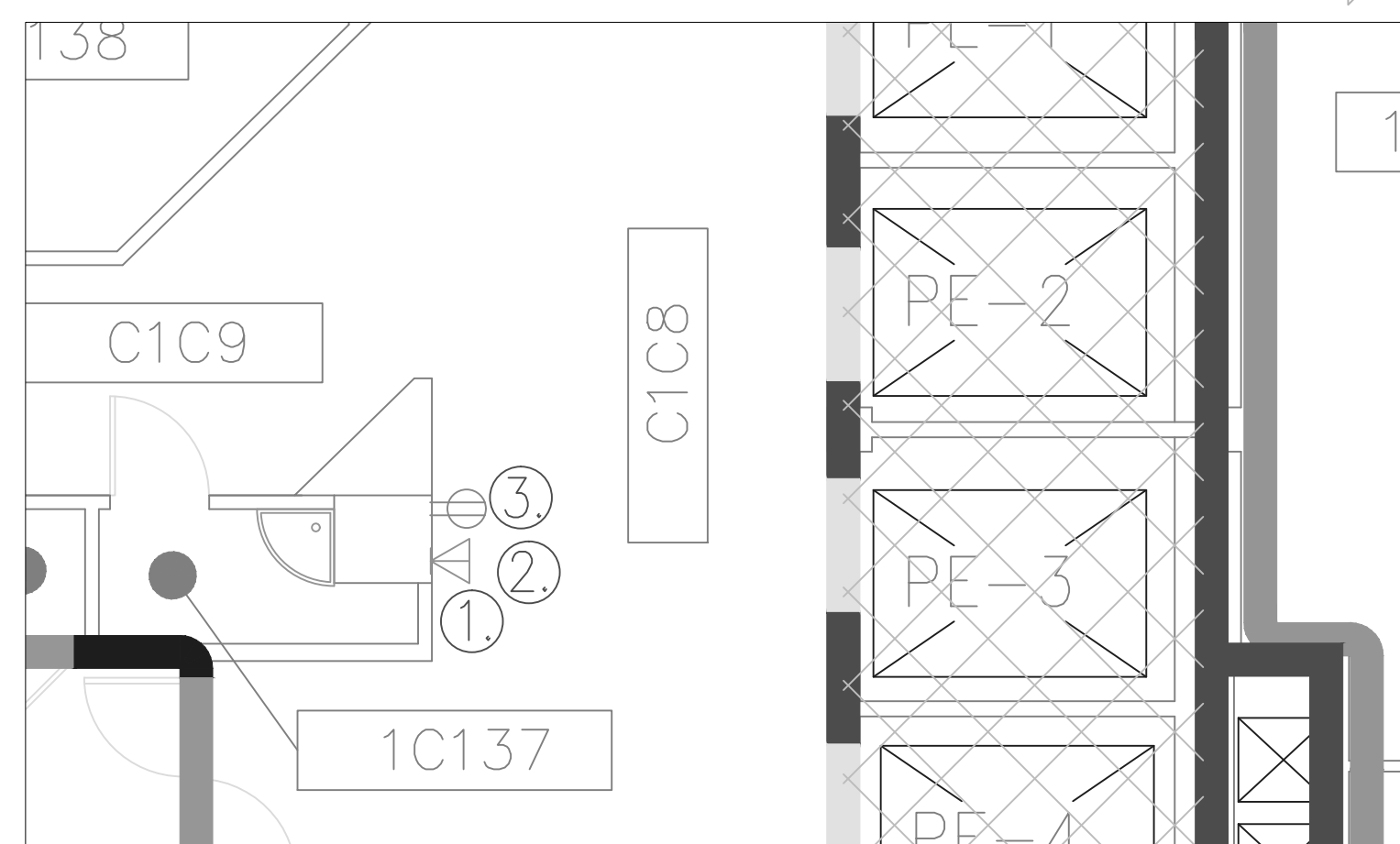
4 ATRIUM C1A16  
AS-02 SCALE: 1/8" = 1'-0"



3  
AS-01

FIRM A & PHARMACY  
WAITING ROOMS

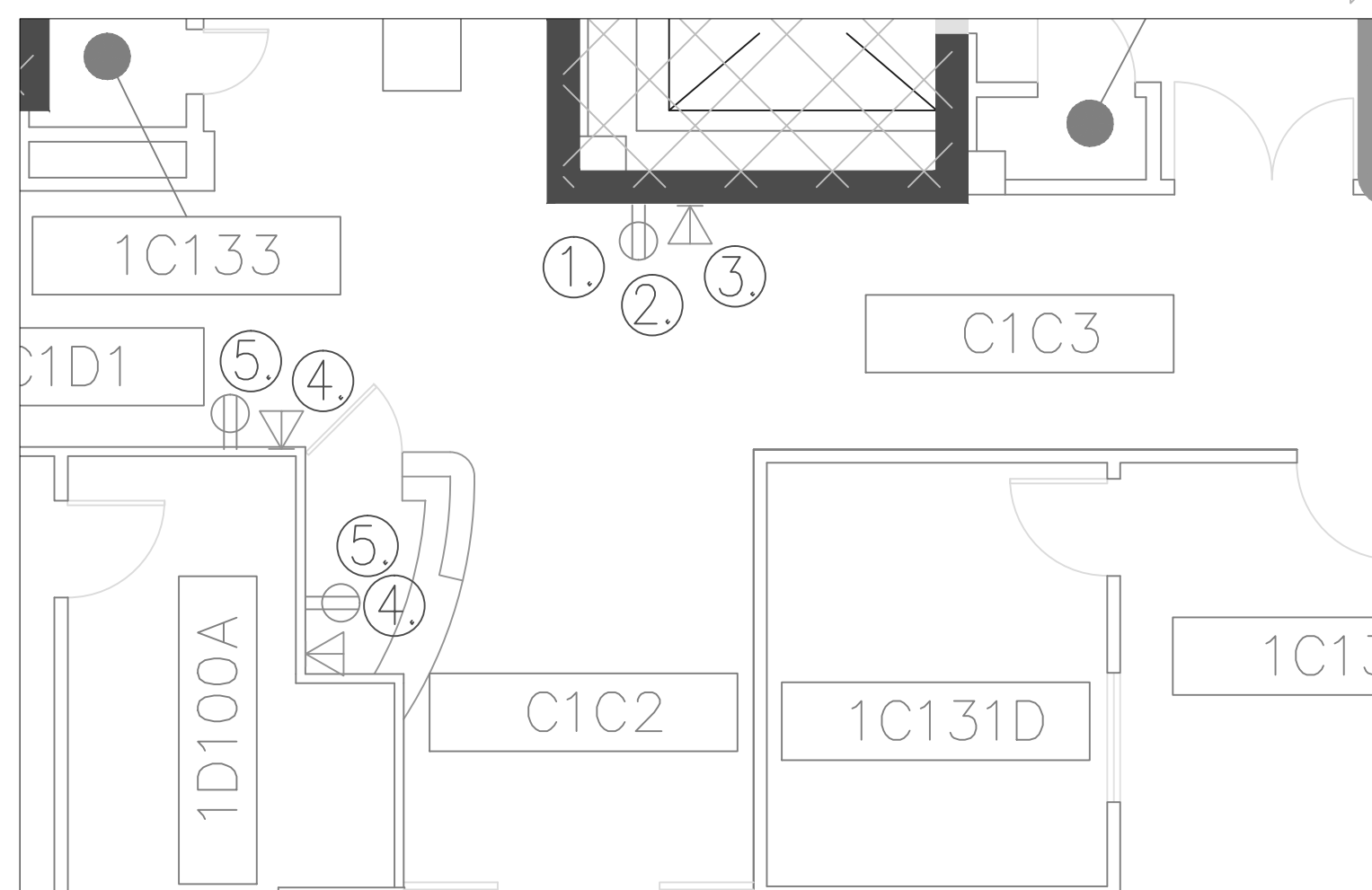
SCALE: 1/8" = 1'-0"



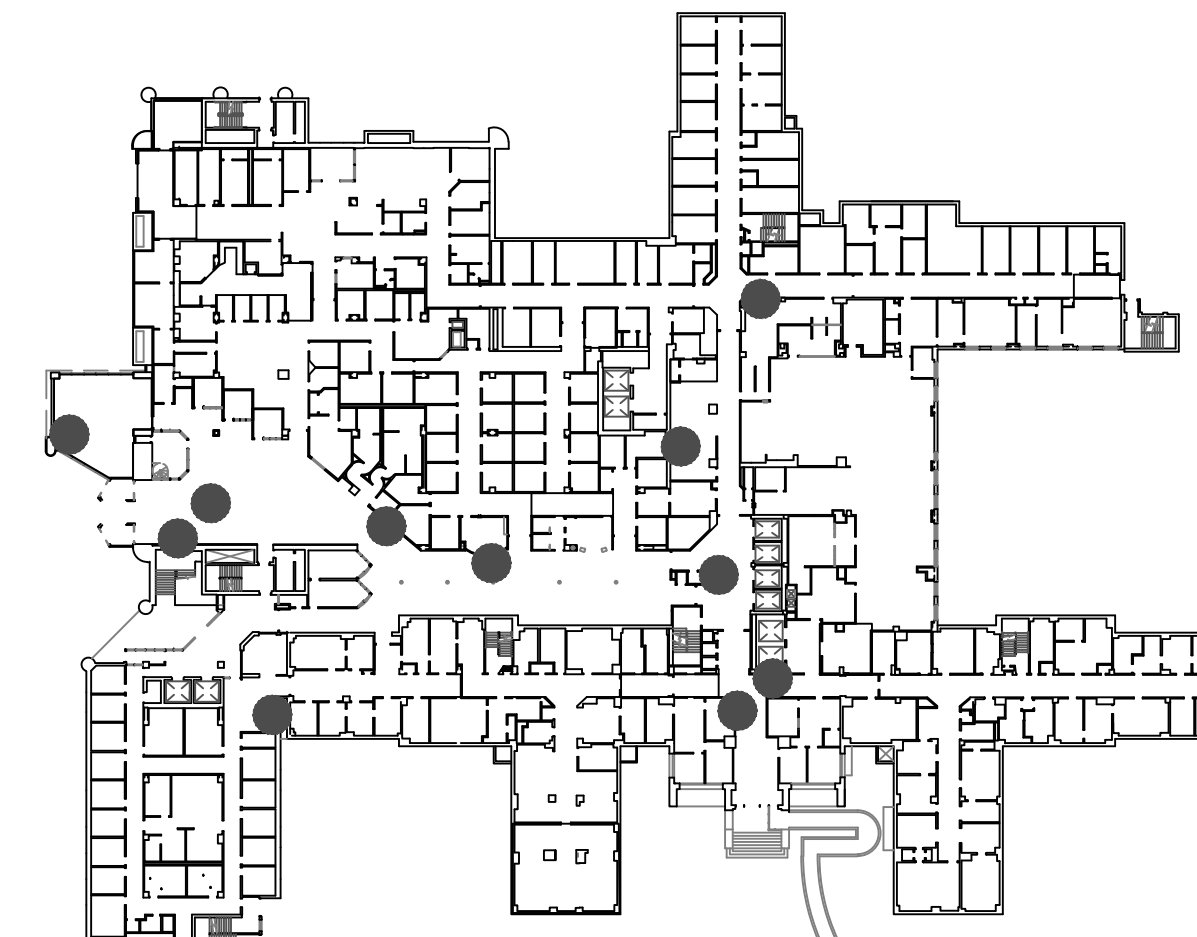
2  
AS-01

1ST FLOOR  
ELEVATOR LOBBY C1C8

SCALE: 3/16" = 1'-0"



1 CLERMONT ENTRANCE  
AS-02 SCALE: 3/16" = 1'-0"

**FLOOR PLAN:**

## INFECTION CONTROL RISK ASSESSMENT:

**LOW/MEDIUM RISK (LEVEL II):**

NO WORK SHALL COMMENCE WITHOUT PRIOR SCHEDULING AND APPROVAL FROM COTR. PROVIDE ACTIVE MEANS TO PREVENT AIRBORNE DUST FROM DISPERSING INTO THE ATMOSPHERE. WATER MIST WORK SURFACES TO CONTROL DUST WHILE CUTTING. WIPE WORK SURFACE WITH DISINFECTANT. CONTAIN CONSTRUCTION WASTE BEFORE TRANSPORT IN TIGHTLY COVERED CONTAINERS. ALL CEILING TILES REMOVED FOR CONDUIT INSTALLATION SHALL BE REPLACED AT THE END OF EVERY WORK SHIFT IN ORDER TO MAINTAIN THE SMOKE BARRIER. USE A HEPA VACUUM ON EVERY TILE BEFORE REINSTALLATION. ONLY ONE CEILING TILE CAN BE REMOVED AT A TIME FOR CABLE/CONDUIT INSTALLATION. WET MOP AND/OR VACUUM WITH HEPA FILTERED VACUUM AT THE END OF EVERY WORK SHIFT.

## SHEET NOTES:

GENERAL NOTES:  
1. CONTRACTOR TO OBTAIN PENETRATION PERMITS AS REQUIRED FOR ANY CORE DRILLS THROUGH FIRE/SMOKE WALLS. ALL PENETRATIONS THROUGH FIRE/SMOKE WALLS MUST BE PROPERLY SEALED, UTILIZING APPROVED FIRE STOPPING SYSTEMS.

2. PATCH AND PAINT WALLS TO MATCH EXISTING.

SHEET NOTES: (WORK TO BE DONE AFTER NORMAL WORKING HOURS):

(1). REMOVE EXISTING DIRECTORY BOARD. COORDINATE WITH COTR

② INSTALL ONE CAT5E DATA CONNECTION (2-PORT) TO BE SURFACE MOUNTED, CEILING HEIGHT. NEAREST TELEPHONE CLOSET IS 1C-141A, APPROXIMATELY 125'.

③. INSTALL ONE DUPLEX, HOSPITAL GRADE OUTLET (110v) AT CEILING HEIGHT. DUPLEX AND CONDUIT TO BE SURFACE MOUNTED.

4. INSTALL ONE DUPLEX, HOSPITAL GRADE OUTLET (110v), STANDARD HEIGHT. DUPLEX AND CONDUIT TO BE SURFACE MOUNTED.

5. INSTALL ONE CAT5E DATA CONNECTION (2-PORT) TO BE SURFACE MOUNTED, STANDARD HEIGHT. NEAREST TELEPHONE CLOSET IS 1C-141A, APPROXIMATELY 125'.

⑥.REMOVE EXISTING SHADOW BOX. COORDINATE WITH COTR

⑦ REMOVE EXISTING PICTURE(S). REINFORCE DRYWALL WITH ADDITIONAL BACKING.

8. INSTALL ONE CAT5E DATA CONNECTION (2-PORT) TO BE SURFACE MOUNTED, CEILING HEIGHT, NEAREST TELEPHONE CLOSET IS 1C-141A, APPROXIMATELY Y3S'

NEAREST TELEPHONE CLOSET IS 1A-114A, APPROXIMATELY 55'.

NEAREST TELEPHONE COSET IS 1A-114A, APPROXIMATELY 90'.  
 (10) INSTALL ONE QUAD OUTLET, HOSPITAL GRADE (110v), STANDARD HEIGHT. DUPLEX AND CONDUIT TO BE SURFACE MOUNTED.

11. INSTALL ONE CAT5E DATA CONNECTION (6-PORT) TO BE SURFACE MOUNTED, CEILING HEIGHT NEAREST TELEPHONE CLOSET IS 1A-114A APPROXIMATELY 85'

NEAREST TELEPHONE CLOSET IS 1A-114A, APPROXIMATELY 85'.  
 (12) INSTALL ONE CAT5E DATA CONNECTION (2-PORT) TO BE SURFACE MOUNTED, CEILING HEIGHT  
 NEAREST TELEPHONE CLOSET IS 1A-114A, APPROXIMATELY 65'.

NEAREST TELEPHONE CLOSET IS 1A-114A, APPROXIMATELY 65'.  
 (13) INSTALL ONE DUPLEX, HOSPITAL GRADE AND ONE CAT5E DATA CONNECTION (2-PORT) UNDER INFORMATION DESK. NEAREST TELEPHONE CLOSET IS 1A-11A, APPROXIMATELY X 65'.

14. INSTALL ONE CAT5E DATA CONNECTION (2-PORT) TO BE SURFACE MOUNTED ON BRICK COLUMN, 5'0" ING HEIGHT. NEAREST TELEPHONE CLOSET IS 1A-11A, APPROXIMATELY 65'.

CEILING HEIGHT. NEAREST TELEPHONE CLOSET IS 1A-114A, APPROXIMATELY 90'.  
 (15) INSTALL ONE CAT5E DATA CONNECTION (2-PORT) TO BE SURFACE MOUNTED, STANDARD HEIGHT. NEAREST TELEPHONE CLOSET IS 1A-114A, APPROXIMATELY 90'.

NEAREST TELEPHONE CLOSET IS 1A-114A, APPROXIMATELY 90'.  
 (16) INSTALL ONE CAT5E DATA CONNECTION (2-PORT) TO BE SURFACE MOUNTED, CEILING HEIGHT.  
 NEAREST TELEPHONE CLOSET IS BE-100, APPROXIMATELY 200' ON LEVEL BELOW.

NEAREST TELEPHONE CLOSET IS BE-109, APPROXIMATELY 200' ON LEVEL BELOW.

TAV	100% DOCUMENTS (Revised)	04.13.12
TAV	100% DOCUMENTS	01.20.12
TAV	95% DOCUMENTS	12.22.11
By	Revisions	Date

GENERAL NOTES:

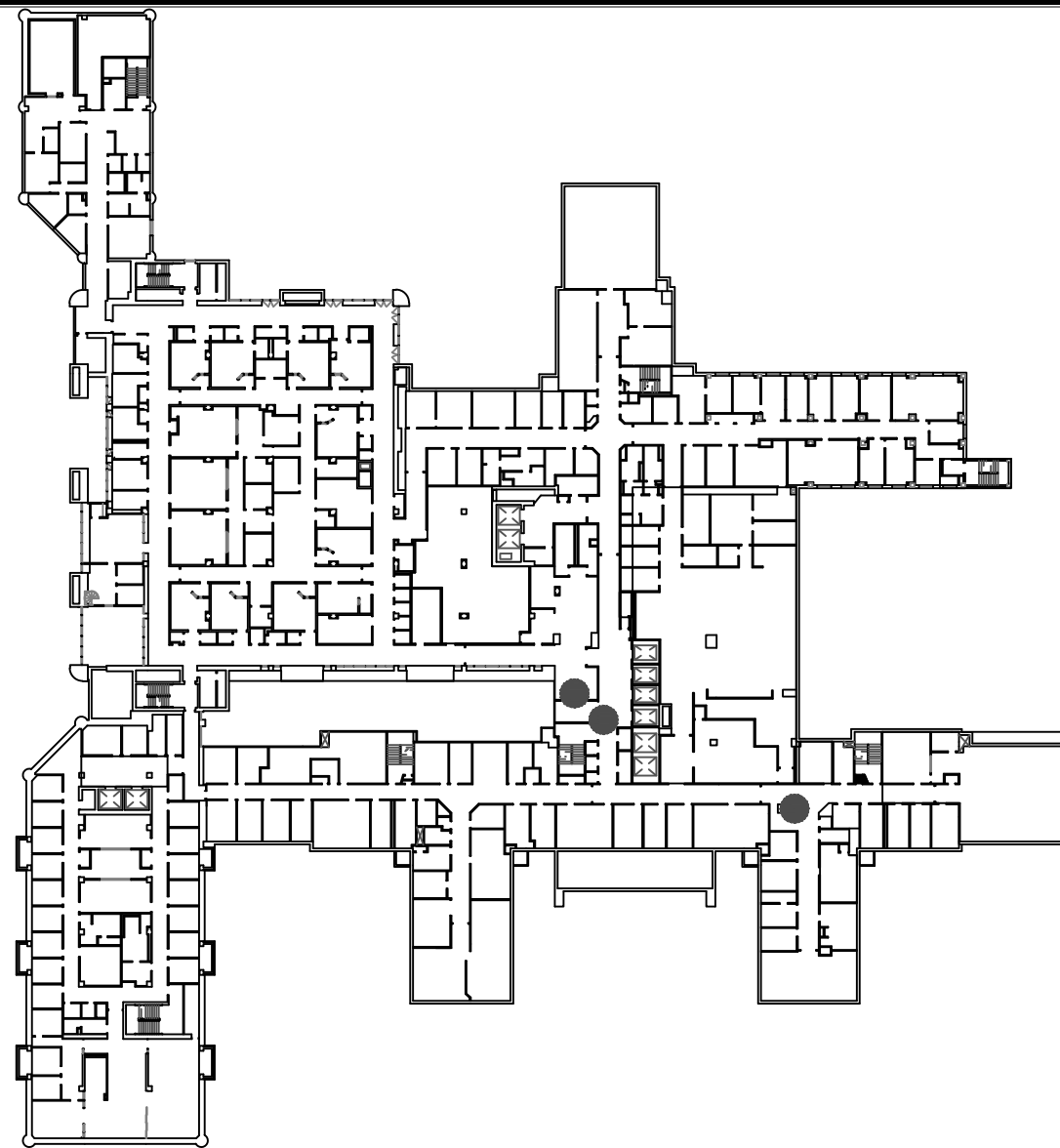
**GENERAL NOTES:**

1. SCALED DIMENSIONS & ARCHITECTURAL FEATURES MAY NOT BE CORRECT.
2. CONTRACTORS & A/E's ARE RESPONSIBLE TO FIELD VERIFY ALL DIMENSIONS WITHIN THE PROJECT AREA.

DEPARTMENT OF VETERANS AFFAIRS  
MEDICAL CENTER  
1055 Clermont Street  
Denver, Colorado, 80220

Drawing Title		Project Title		Date	Department of Veterans Affairs
1ST FLOOR PLAN		ELECTRONIC MESSAGING SITE PREP		4/13/2012	
				Project No. 554-12-802	
Approved: Service Chief	Drawn TAV	Building Number 1	Title Block By <i>ska</i>	DRAWING No. AS-02 (R)	
Approved: Section Chief	Checked	Wing A,B,C,E		Dwg. 3 Of 16	

FLOOR PLAN:

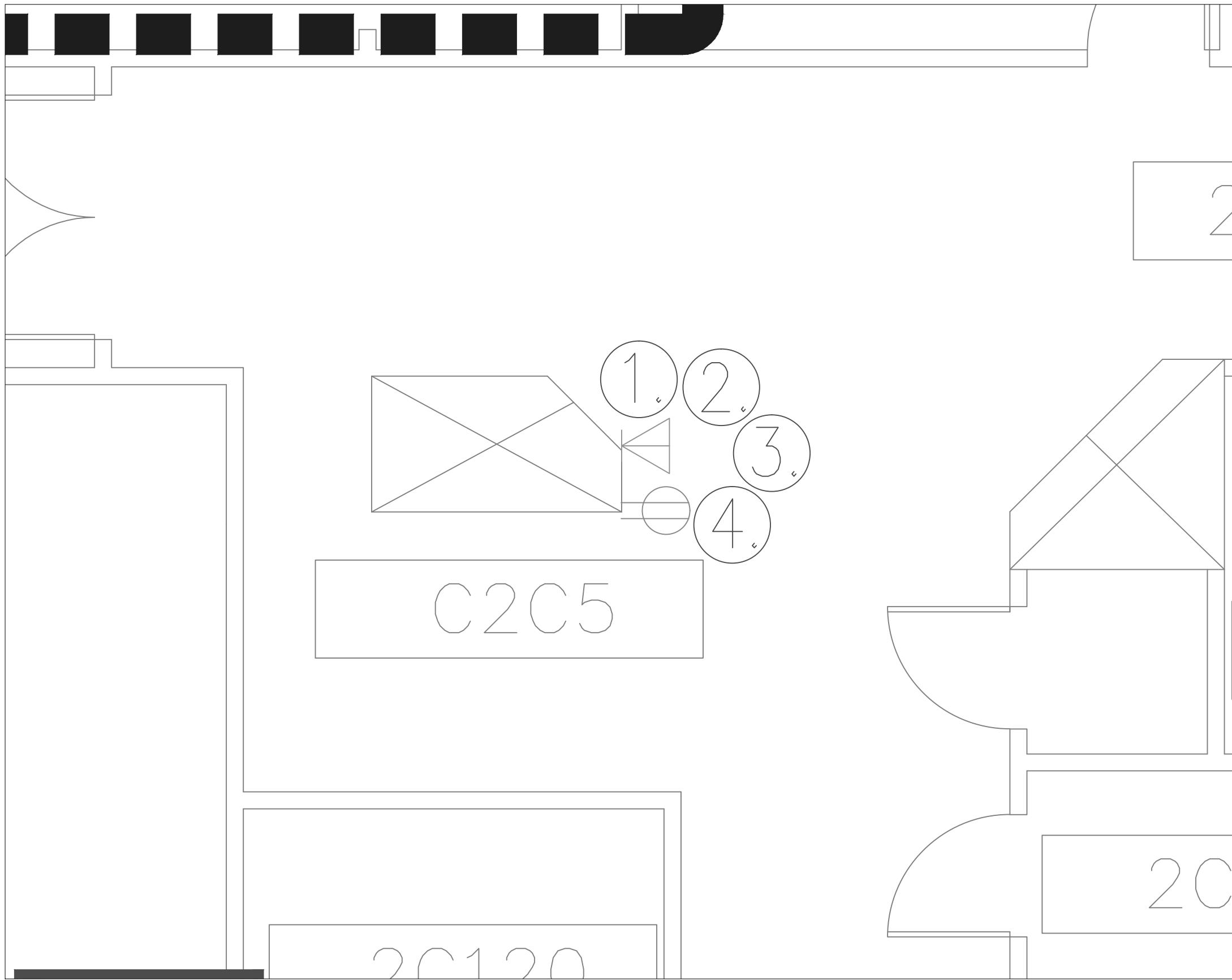


INFECTION CONTROL RISK ASSESSMENT:

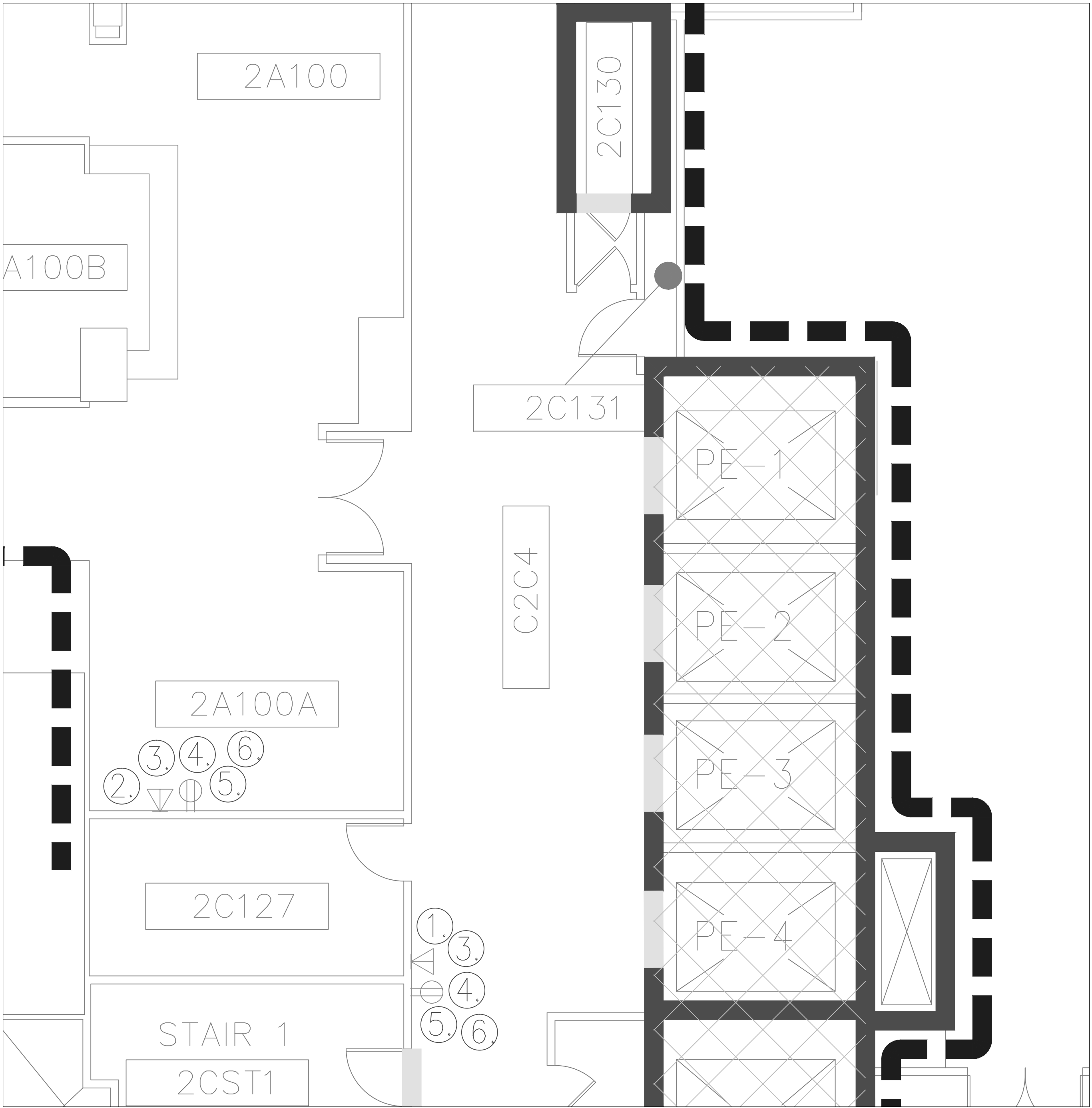
**LOW RISK (LEVEL II):**  
NO WORK SHALL COMMENCE WITHOUT PRIOR SCHEDULING AND APPROVAL FROM COTR. PROVIDE ACTIVE MEANS TO PREVENT AIRBORNE DUST FROM DISPERSING INTO THE ATMOSPHERE. WATER MIST WORK SURFACES TO CONTROL DUST WHILE CUTTING. WIPE WORK SURFACE WITH DISINFECTANT. CONTAIN CONSTRUCTION WASTE BEFORE TRANSPORT IN TIGHTLY COVERED CONTAINERS. ALL CEILING TILES REMOVED FOR CONDUIT INSTALLATION SHALL BE REPLACED AT THE END OF EVERY WORK SHIFT IN ORDER TO MAINTAIN THE SMOKE BARRIER. USE A HEPA VACUUM ON EVERY TILE BEFORE REINSTALLATION. ONLY ONE CEILING TILE CAN BE REMOVED AT A TIME FOR CABLE/CONDUIT INSTALLATION. WET MOP AND/OR VACUUM WITH HEPA FILTERED VACUUM AT THE END OF EVERY WORK SHIFT.

SHEET NOTES:

- DETAIL 1:**
- ① REMOVE EXISTING INFORMATION BOARD.
  - ② REMOVE (2) EXISTING PICTURES.
  - ③ PATCH AND PAINT WALL TO MATCH EXISTING.
  - ④ INSTALL ONE DUPLEX, HOSPITAL GRADE OUTLET (110v) AT CEILING HEIGHT AT EACH LOCATION. DUPLEX AND CONDUIT TO BE SURFACE MOUNTED.
  - ⑤ INSTALL ONE CATSE DATA (2-PORT) CONNECTION AT EACH LOCATION TO BE SURFACE MOUNTED, CEILING HEIGHT. NEAREST TELEPHONE CLOSET IS 2C-130 (APPROXIMATELY 45').
  - ⑥ CONTRACTOR TO OBTAIN PENETRATION PERMITS AS REQUIRED FOR ANY CORE DRILLS THROUGH FIRE/SMOKE WALLS. ALL PENETRATIONS THROUGH FIRE/SMOKE WALLS MUST BE PROPERLY SEALED, UTILIZING APPROVED FIRE STOPPING SYSTEMS.
- DETAIL 2:**
- ① INSTALL ONE DUPLEX, HOSPITAL GRADE OUTLET (110v) AT APPROXIMATELY 44" AFF, COORDINATE WITH COTR. DUPLEX AND CONDUIT TO BE SURFACE MOUNTED.
  - ② INSTALL ONE CATSE DATA (2-PORT) CONNECTION AT APPRXIMATELY 44" AFF, SURFACE MOUNTED. NEAREST TELEPHONE CLOSET IS 2C-130 (APPROXIMATELY 120').
  - ③ CONTRACTOR TO OBTAIN PENETRATION PERMITS AS REQUIRED FOR ANY CORE DRILLS THROUGH FIRE/SMOKE WALLS. ALL PENETRATIONS THROUGH FIRE/SMOKE WALLS MUST BE PROPERLY SEALED, UTILIZING APPROVED FIRE STOPPING SYSTEMS.



2 PMRS WAITING AREA  
AS-03 SCALE: 3/8" = 1'-0"



1 2ND FLOOR ELEVATOR LOBBY & 2A100A IMAGING  
AS-03 SCALE: 1/4" = 1'-0"

**GENERAL NOTES:**  
1. SCALED DIMENSIONS & ARCHITECTURAL FEATURES MAY NOT BE CORRECT.  
2. CONTRACTORS & A/E's ARE RESPONSIBLE TO FIELD VERIFY ALL DIMENSIONS WITHIN THE PROJECT AREA.

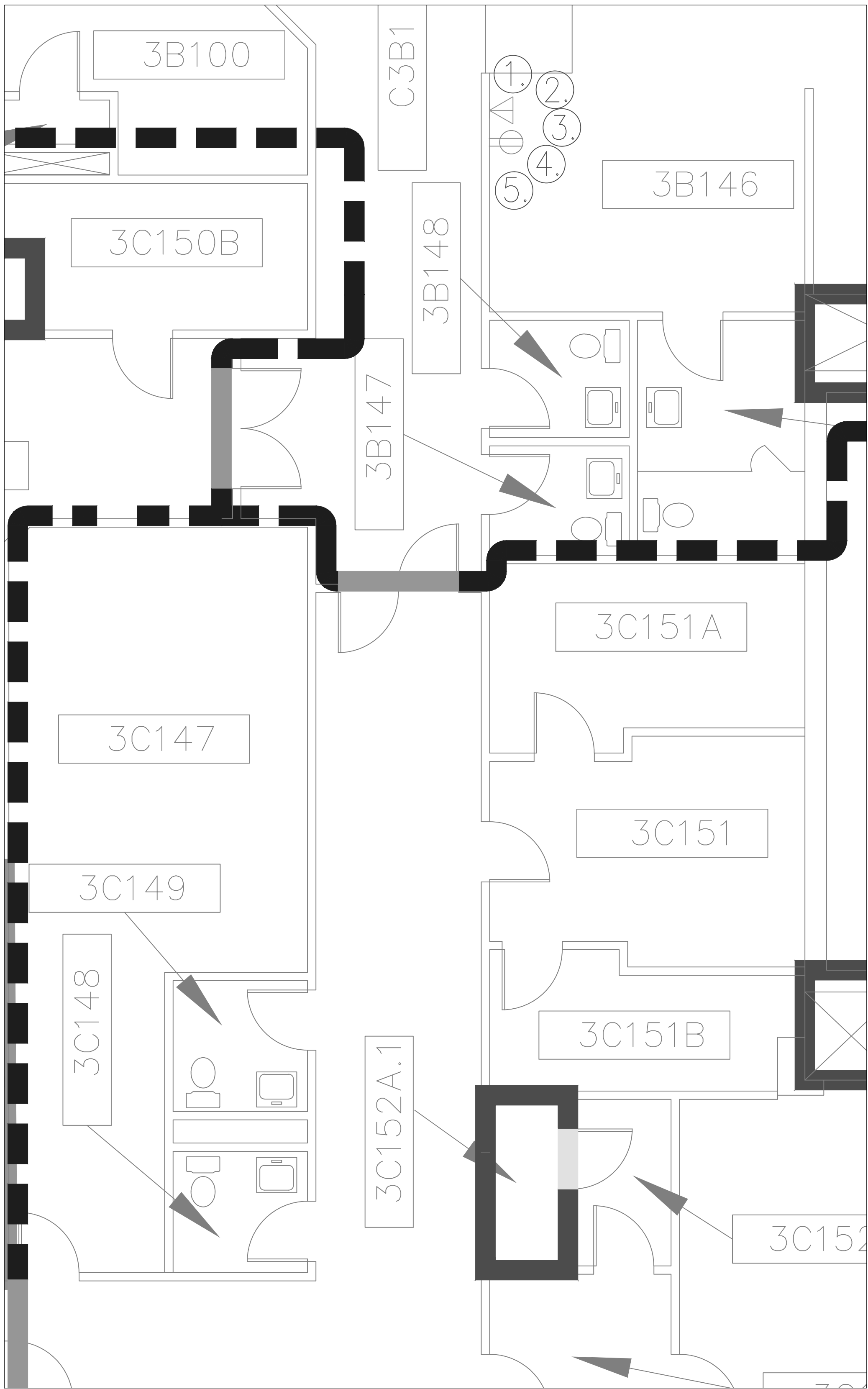
**DEPARTMENT OF VETERANS AFFAIRS  
MEDICAL CENTER**  
1055 Clermont Street  
Denver, Colorado, 80220

Drawing Title		Project Title		Date	
SECOND FLOOR PLAN		ELECTRONIC MESSAGING SITE PREP		4/13/2012	
Approved: Service Chief	Drawn TAV	Building Number 1	Title Block By ska	Project No. 554-12-802	DRAWING No AS-03(R)
Approved: Section Chief	Checked	Wing A,C		Dwg 4 Of 16	

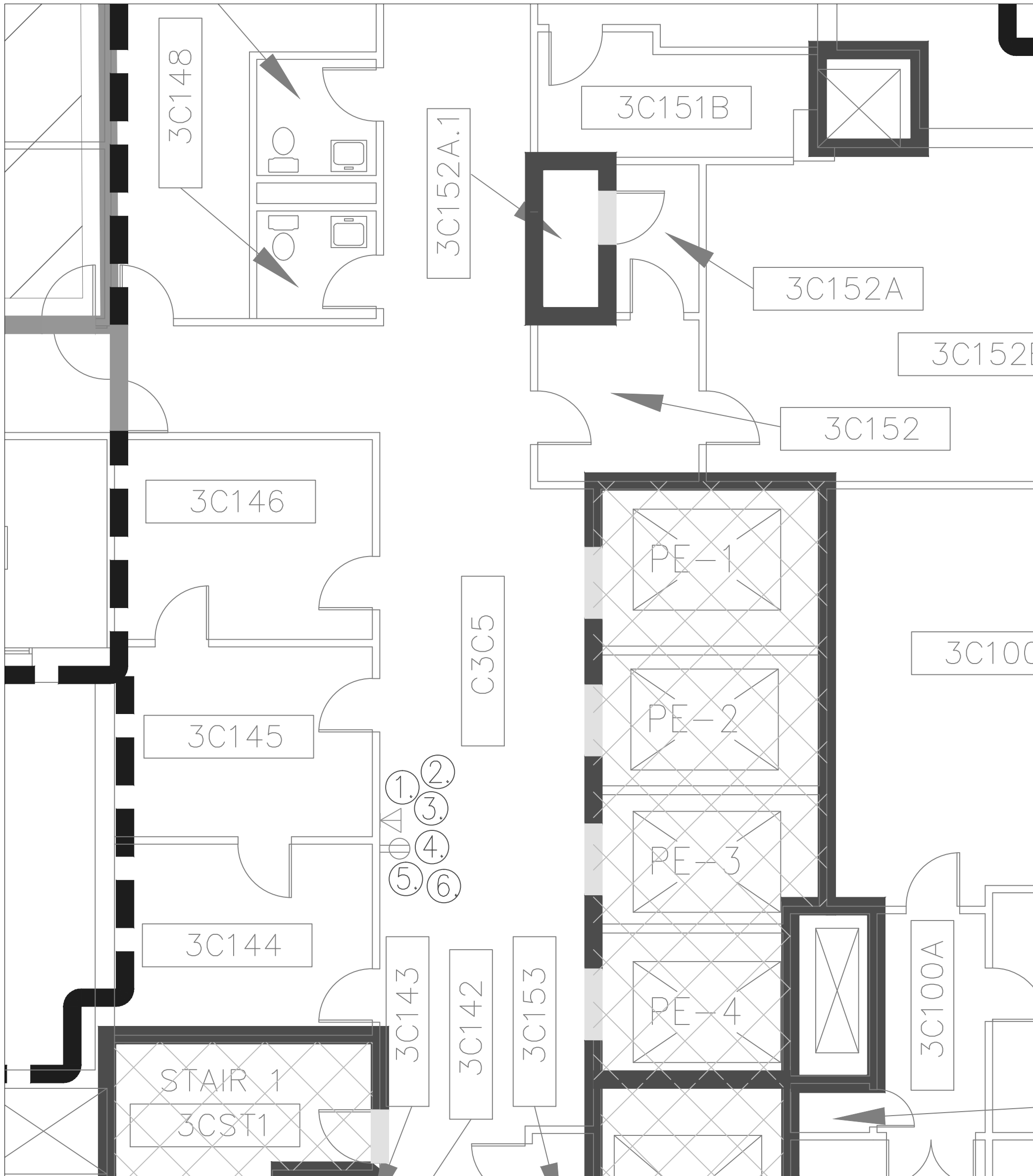
TAV	100% DOCUMENTS (Revised)	04.13.12
TAV	100% DOCUMENTS	01.20.12
TAV	95% DOCUMENTS	12.22.11
By	Revisions	Date

Department of  
Veterans Affairs



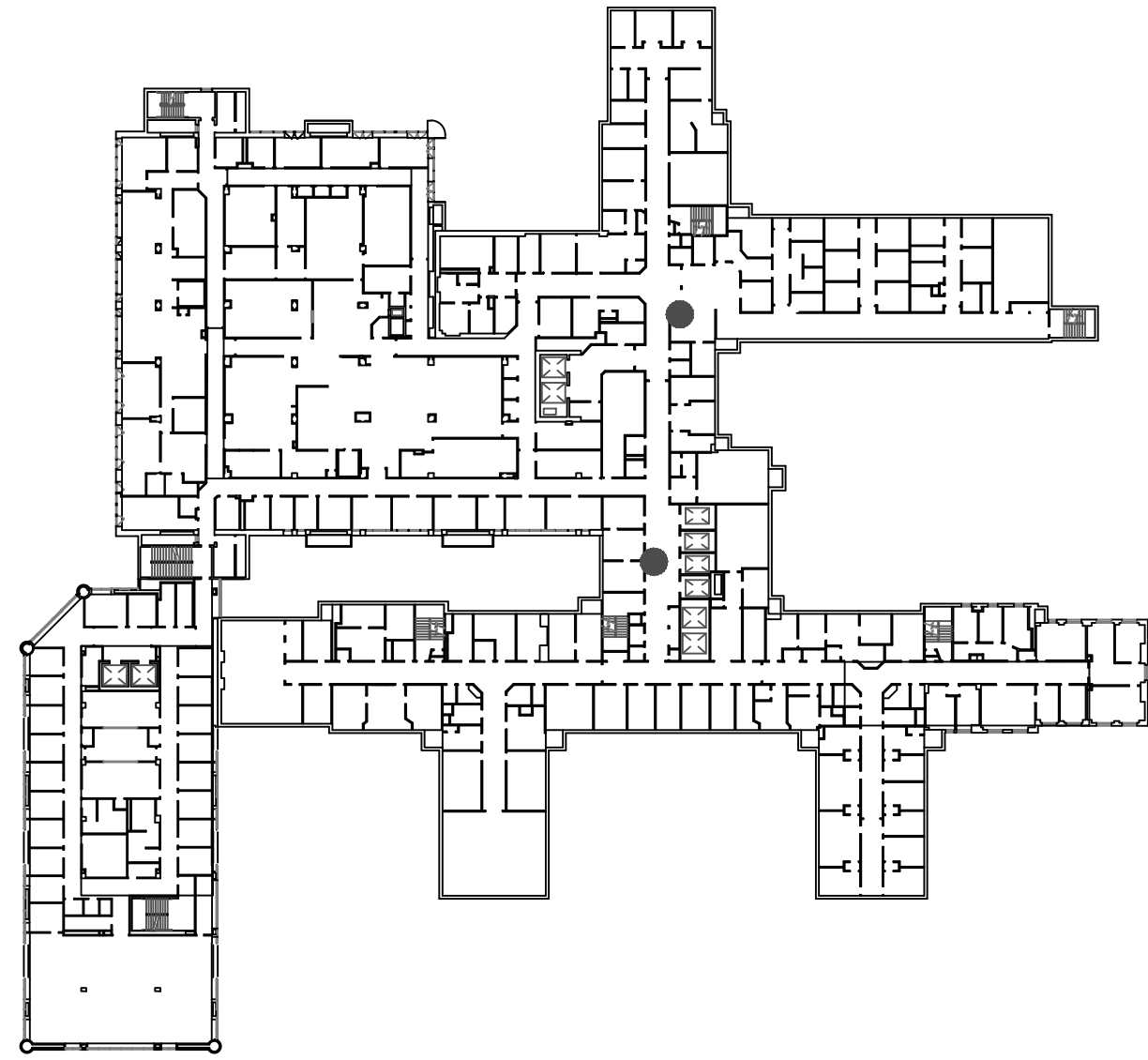


2 DENTAL WAITING  
AS-04 SCALE: 1/4" = 1'-0"



1 3RD FLOOR ELEVATOR LOBBY  
AS-04 SCALE: 3/16" = 1'-0"

## FLOOR PLAN:



## INFECTION CONTROL RISK ASSESSMENT:

### LOW RISK (LEVEL II):

NO WORK SHALL COMMENCE WITHOUT PRIOR SCHEDULING AND APPROVAL FROM COTR. PROVIDE ACTIVE MEANS TO PREVENT AIRBORNE DUST FROM DISPERSING INTO THE ATMOSPHERE. WATER MIST WORK SURFACES TO CONTROL DUST WHILE CUTTING. WIPE WORK SURFACE WITH DISINFECTANT. CONTAIN CONSTRUCTION WASTE BEFORE TRANSPORT IN TIGHTLY COVERED CONTAINERS. ALL CEILING TILES REMOVED FOR CONDUIT INSTALLATION SHALL BE REPLACED AT THE END OF EVERY WORK SHIFT IN ORDER TO MAINTAIN THE SMOKE BARRIER. USE A HEPA VACUUM ON EVERY TILE BEFORE REINSTALLATION. ONLY ONE CEILING TILE CAN BE REMOVED AT A TIME FOR CABLE/CONDUIT INSTALLATION. WET MOP AND/OR VACUUM WITH HEPA FILTERED VACUUM AT THE END OF EVERY WORK SHIFT.

## SHEET NOTES:

### DETAIL 1:

- RELOCATE EXISTING ROOM SIGN AND DIRECTORY SIGN. COORDINATE WITH COTR.
- REMOVE EXISTING INFORMATION BOARD.
- PATCH AND PAINT WALL TO MATCH EXISTING.
- INSTALL ONE DUPLEX, HOSPITAL GRADE OUTLET (110v) AT CEILING HEIGHT. DUPLEX AND CONDUIT TO BE SURFACE MOUNTED.
- INSTALL ONE CAT5E DATA CONNECTION (2-PORT) TO BE SURFACE MOUNTED, CEILING HEIGHT. NEAREST TELEPHONE CLOSET IS 3C-152A.1, APPROXIMATELY 35'.
- CONTRACTOR TO OBTAIN PENETRATION PERMITS AS REQUIRED FOR ANY CORE DRILLS THROUGH FIRE/SMOKE WALLS. ALL PENETRATIONS THROUGH FIRE/SMOKE WALLS MUST BE PROPERLY SEALED, UTILIZING APPROVED FIRE STOPPING SYSTEMS.

### DETAIL 2:

- REMOVE EXISTING 'NO SMOKING' SIGN.
- PATCH AND PAINT WALL TO MATCH EXISTING.
- INSTALL ONE DUPLEX, HOSPITAL GRADE OUTLET (110v) AT CEILING HEIGHT. DUPLEX AND CONDUIT TO BE SURFACE MOUNTED.
- INSTALL ONE CAT5E DATA CONNECTION (2-PORT) TO BE SURFACE MOUNTED, CEILING HEIGHT. NEAREST TELEPHONE CLOSET IS 3C-152A.1, APPROXIMATELY 50'.
- CONTRACTOR TO OBTAIN PENETRATION PERMITS AS REQUIRED FOR ANY CORE DRILLS THROUGH FIRE/SMOKE WALLS. ALL PENETRATIONS THROUGH FIRE/SMOKE WALLS MUST BE PROPERLY SEALED, UTILIZING APPROVED FIRE STOPPING SYSTEMS.

### GENERAL NOTES:

- SCALED DIMENSIONS & ARCHITECTURAL FEATURES MAY NOT BE CORRECT.
- CONTRACTORS & A/E's ARE RESPONSIBLE TO FIELD VERIFY ALL DIMENSIONS WITHIN THE PROJECT AREA.

DEPARTMENT OF VETERANS AFFAIRS  
MEDICAL CENTER  
1055 Clermont Street  
Denver, Colorado, 80220

Drawing Title

3RD FLOOR  
PLAN

Approved: Service Chief

Drawn

TAV

Approved: Section Chief

Checked

Project Title

ELECTRONIC  
MESSAGING SITE PREP

Building Number

1

Wing

B,C

Date

4/13/2012

Project No.

554-12-802

Title Block

By

sk

DRAWING No

AS-04(R)

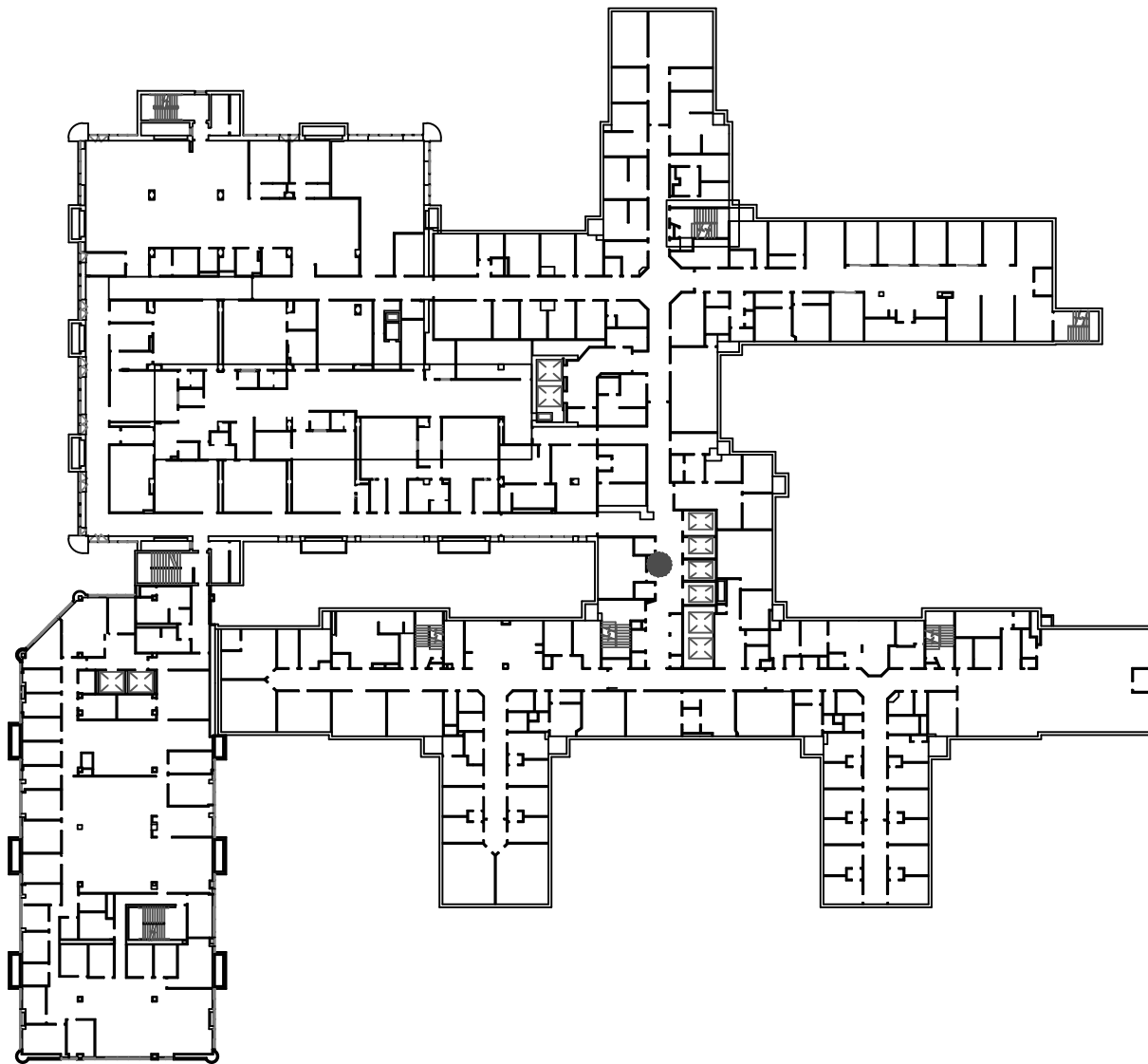
Dwg 5 Of 16

Department of  
Veterans Affairs

TAV	100% DOCUMENTS (Revised)	04.13.12
TAV	100% DOCUMENTS	01.20.12
TAV	95% DOCUMENTS	12.22.11

By	Revisions	Date
----	-----------	------

FLOOR PLAN:

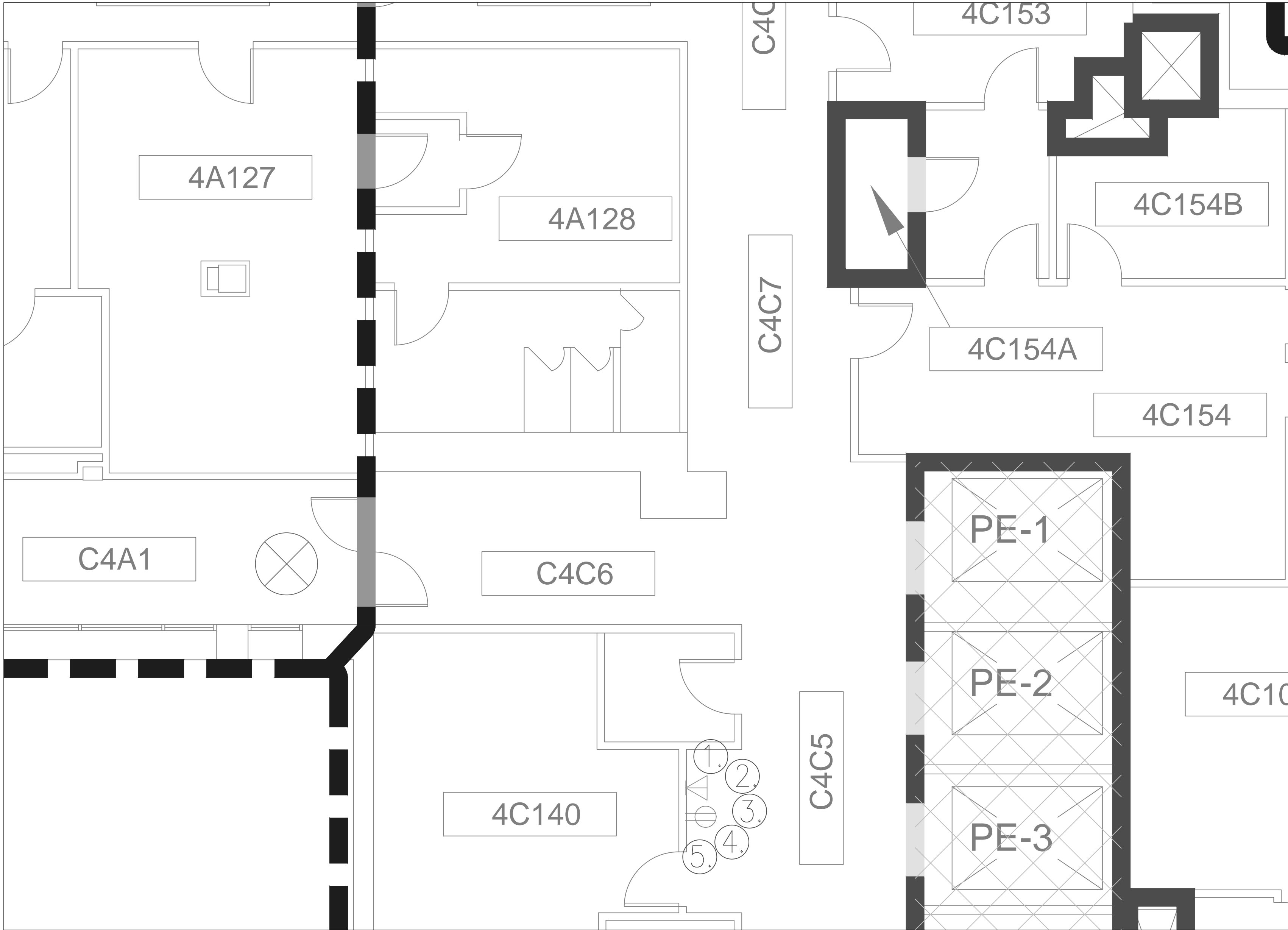


INFECTION CONTROL RISK ASSESSMENT:

**LOW RISK (LEVEL ID):**  
NO WORK SHALL COMMENCE WITHOUT PRIOR SCHEDULING AND APPROVAL FROM COTR. PROVIDE ACTIVE MEANS TO PREVENT AIRBORNE DUST FROM DISPERSING INTO THE ATMOSPHERE. WATER MIST WORK SURFACES TO CONTROL DUST WHILE CUTTING. WIPE WORK SURFACE WITH DISINFECTANT. CONTAIN CONSTRUCTION WASTE BEFORE TRANSPORT IN TIGHTLY COVERED CONTAINERS. ALL CEILING TILES REMOVED FOR CONDUIT INSTALLATION SHALL BE REPLACED AT THE END OF EVERY WORK SHIFT IN ORDER TO MAINTAIN THE SMOKE BARRIER. USE A HEPA VACUUM ON EVERY TILE BEFORE REINSTALLATION. ONLY ONE CEILING TILE CAN BE REMOVED AT A TIME FOR CABLE/CONDUIT INSTALLATION. WET MOP AND/OR VACUUM WITH HEPA FILTERED VACUUM AT THE END OF EVERY WORK SHIFT.

SHEET NOTES:

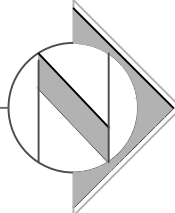
- 1 REMOVE EXISTING INFORMATION SIGN.
- 2 PATCH AND PAINT WALL TO MATCH EXISTING.
- 3 INSTALL ONE DUPLEX, HOSPITAL GRADE OUTLET (110v) AT CEILING HEIGHT. DUPLEX AND CONDUIT TO BE SURFACE MOUNTED.
- 4 INSTALL ONE CAT5E DATA CONNECTION (2-PORT) TO BE SURFACE MOUNTED, CEILING HEIGHT. NEAREST TELEPHONE CLOSET IS 4C-154A (APPROXIMATELY 35').
- 5 CONTRACTOR TO OBTAIN PENETRATION PERMITS AS REQUIRED FOR ANY CORE DRILLS THROUGH FIRE/SMOKE WALLS. ALL PENETRATIONS THROUGH FIRE/SMOKE WALLS MUST BE PROPERLY SEALED, UTILIZING APPROVED FIRE STOPPING SYSTEMS.



1  
AS-05

4TH FLOOR ELEVATOR LOBBY

SCALE: 1/4" = 1'-0"



TAV	100% DOCUMENTS (Revised)	04.13.12
TAV	100% DOCUMENTS	01.20.12
TAV	95% DOCUMENTS	12.22.11
By	Revisions	Date

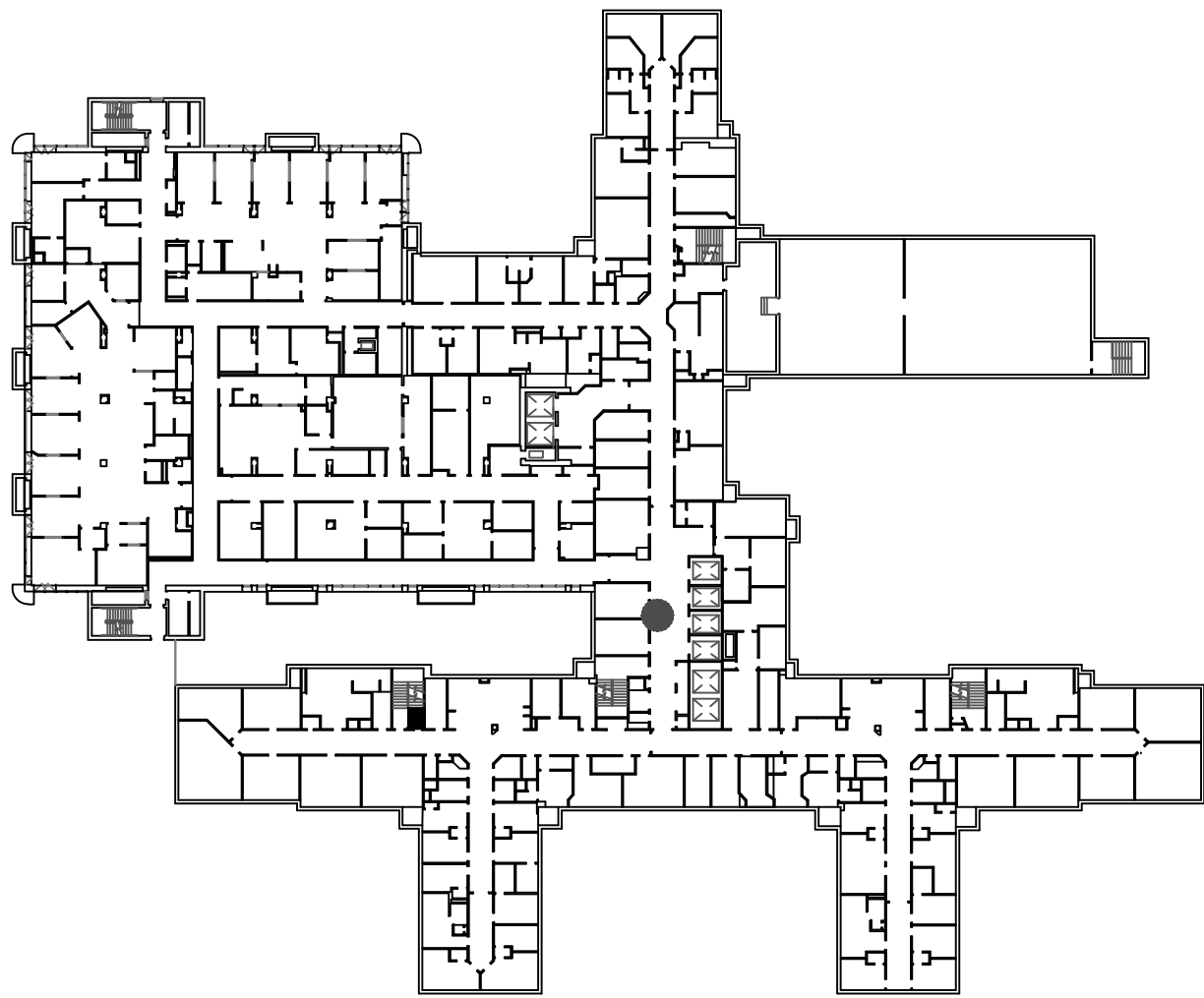
GENERAL NOTES:  
1. SCALED DIMENSIONS & ARCHITECTURAL FEATURES MAY NOT BE CORRECT.  
2. CONTRACTORS & A/E's ARE RESPONSIBLE TO FIELD VERIFY ALL DIMENSIONS WITHIN THE PROJECT AREA.

DEPARTMENT OF VETERANS AFFAIRS  
MEDICAL CENTER  
1055 Clermont Street  
Denver, Colorado, 80220

Drawing Title 4TH FLOOR PLAN		Project Title ELECTRONIC MESSAGING SITE PREP		Date 4/13/2012
Approved: Service Chief	Drawn TAV	Building Number 1	Title Block By ska	Project No. 554-12-802
Approved: Section Chief	Checked	Wing C	DRAWING No AS-05(R)	Dwg 6 Of 16

Department of Veterans Affairs

FLOOR PLAN:

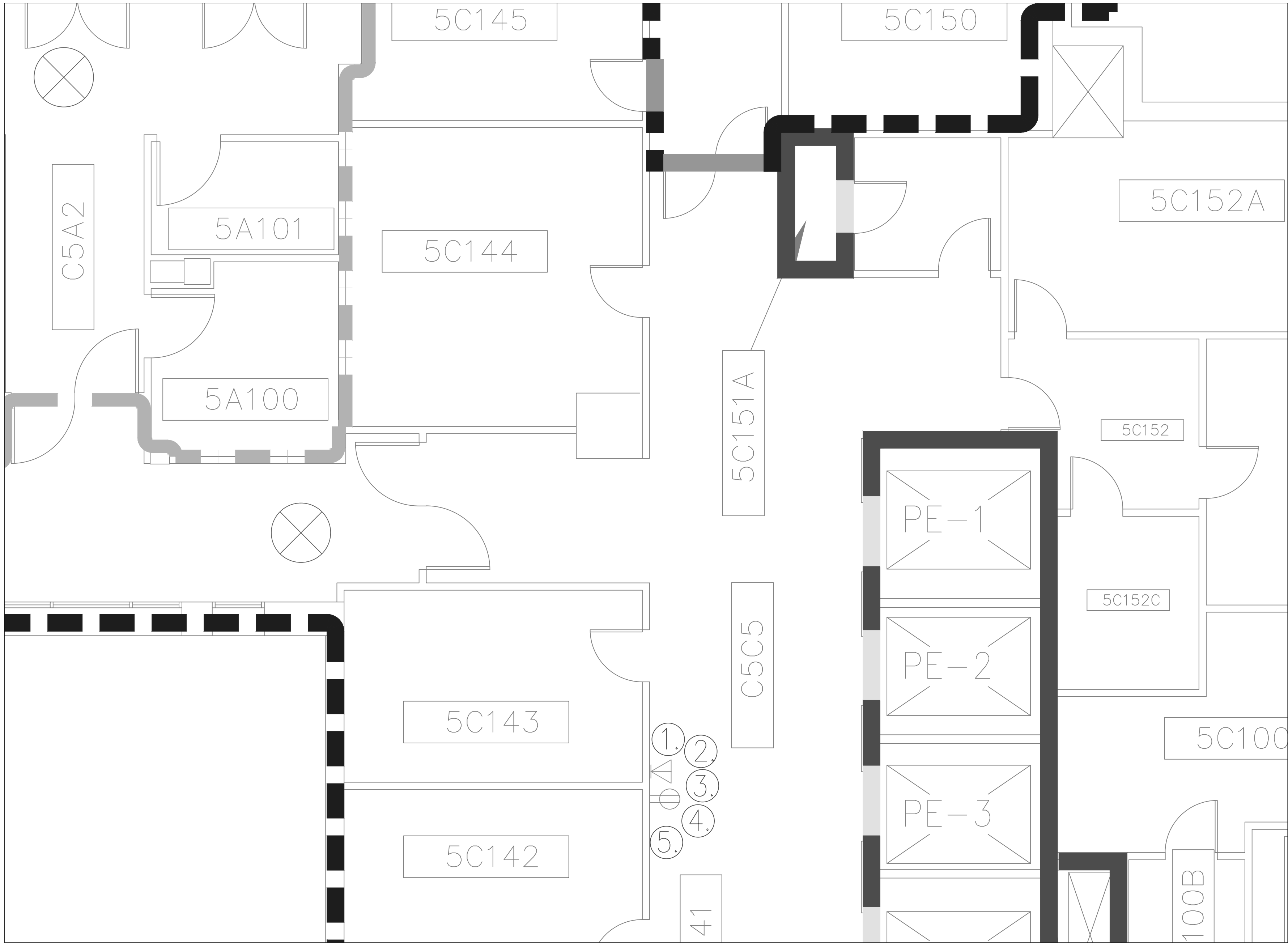


INFECTION CONTROL RISK ASSESSMENT:

**LOW RISK (LEVEL II):**  
NO WORK SHALL COMMENCE WITHOUT PRIOR SCHEDULING AND APPROVAL FROM COTR. PROVIDE ACTIVE MEANS TO PREVENT AIRBORNE DUST FROM DISPERSING INTO THE ATMOSPHERE. WATER MIST WORK SURFACES TO CONTROL DUST WHILE CUTTING. WIPE WORK SURFACE WITH DISINFECTANT. CONTAIN CONSTRUCTION WASTE BEFORE TRANSPORT IN TIGHTLY COVERED CONTAINERS. ALL CEILING TILES REMOVED FOR CONDUIT INSTALLATION SHALL BE REPLACED AT THE END OF EVERY WORK SHIFT IN ORDER TO MAINTAIN THE SMOKE BARRIER. USE A HEPA VACUUM ON EVERY TILE BEFORE REINSTALLATION. ONLY ONE CEILING TILE CAN BE REMOVED AT A TIME FOR CABLE/CONDUIT INSTALLATION. WET MOP AND/OR VACUUM WITH HEPA FILTERED VACUUM AT THE END OF EVERY WORK SHIFT.

SHEET NOTES:

- 1) REMOVE EXISTING INFORMATION BOARD.
- 2) PATCH AND PAINT WALL TO MATCH EXISTING.
- 3) INSTALL ONE DUPLEX, HOSPITAL GRADE OUTLET (110v) AT CEILING HEIGHT. DUPLEX AND CONDUIT TO BE SURFACE MOUNTED.
- 4) INSTALL ONE CAT5E DATA CONNECTION (2-PORT) TO BE SURFACE MOUNTED, CEILING HEIGHT. NEAREST TELEPHONE CLOSET IS 5C-151A (APPROXIMATELY 35').
- 5) CONTRACTOR TO OBTAIN PENETRATION PERMITS AS REQUIRED FOR ANY CORE DRILLS THROUGH FIRE/SMOKE WALLS. ALL PENETRATIONS THROUGH FIRE/SMOKE WALLS MUST BE PROPERLY SEALED, UTILIZING APPROVED FIRE STOPPING SYSTEMS.



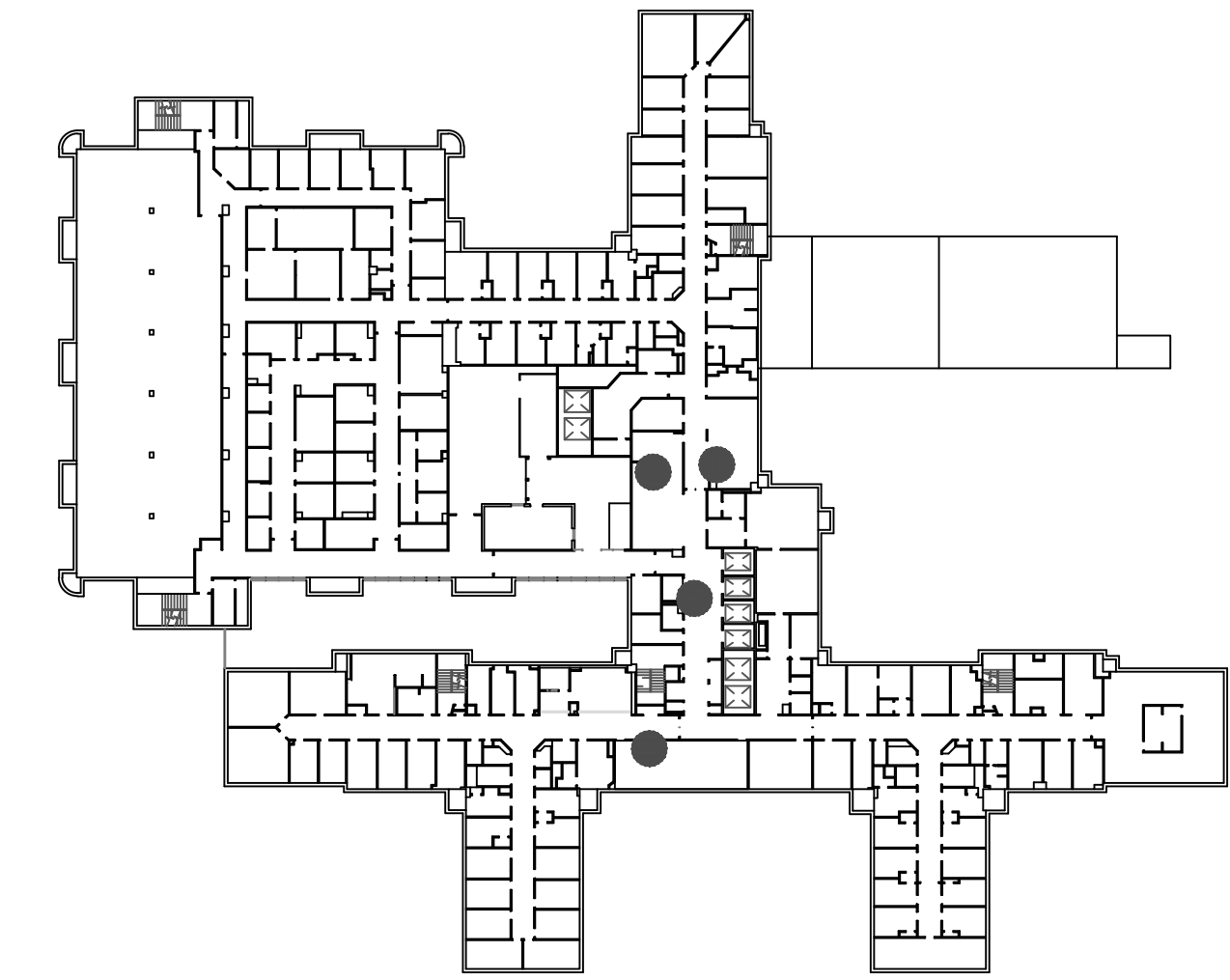
1 5TH FLOOR ELEVATOR LOBBY  
AS-06 SCALE: 1/4" = 1'-0"

**GENERAL NOTES:**  
1. SCALED DIMENSIONS & ARCHITECTURAL FEATURES MAY NOT BE CORRECT.  
2. CONTRACTORS & A/E's ARE RESPONSIBLE TO FIELD VERIFY ALL DIMENSIONS WITHIN THE PROJECT AREA.

**DEPARTMENT OF VETERANS AFFAIRS  
MEDICAL CENTER  
1055 Clermont Street  
Denver, Colorado, 80220**

Drawing Title		Project Title		Date	
5TH FLOOR PLAN		ELECTRONIC MESSAGING SITE PREP		4/13/2012	
Approved: Service Chief	Drawn TAV	Building Number 1	Title Block By ska	DRAWING No AS-06(R)	Department of Veterans Affairs
Approved: Section Chief	Checked	Wing C		Dwg 7 Of 16	

FLOOR PLAN:

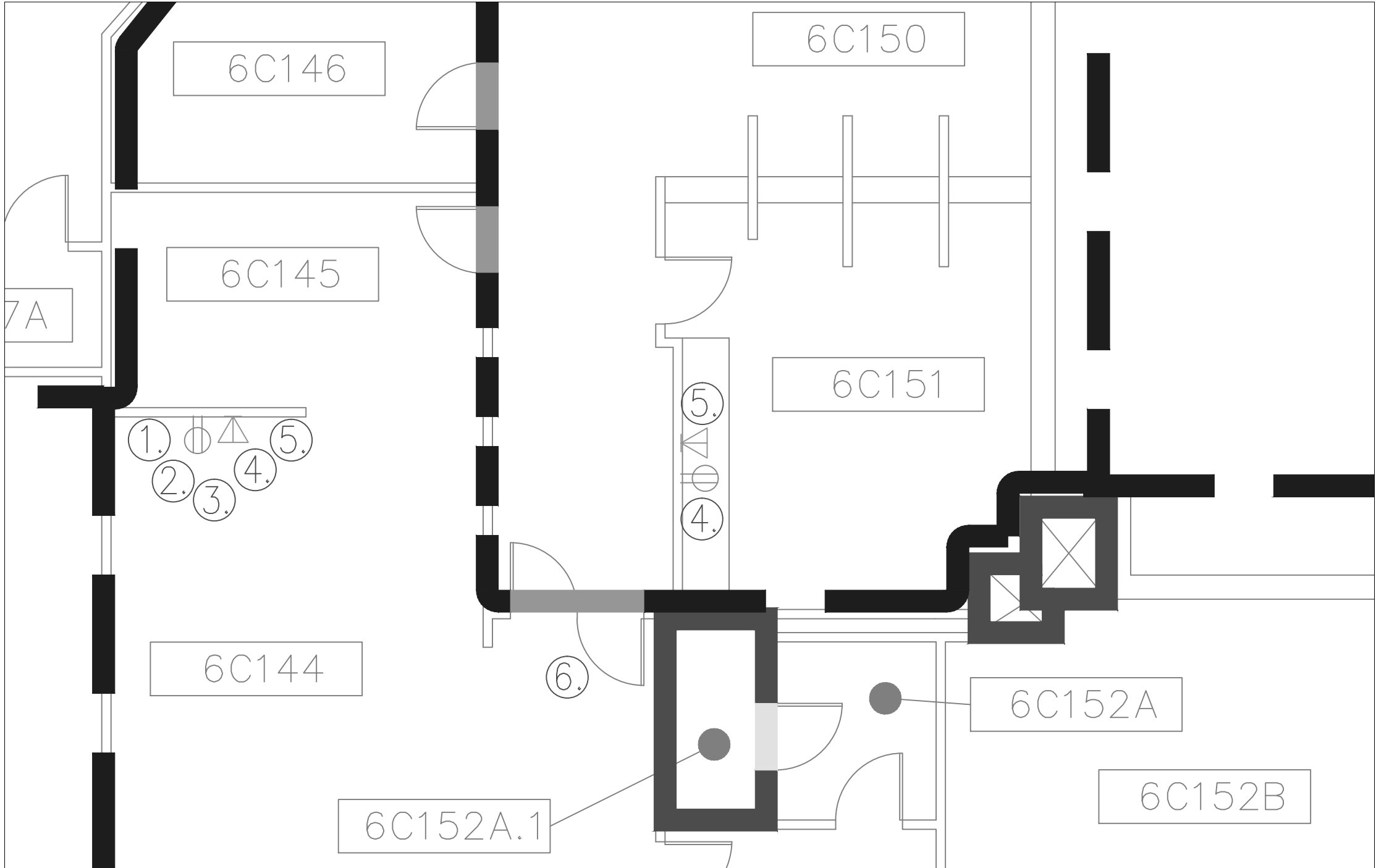


INFECTION CONTROL RISK ASSESSMENT:

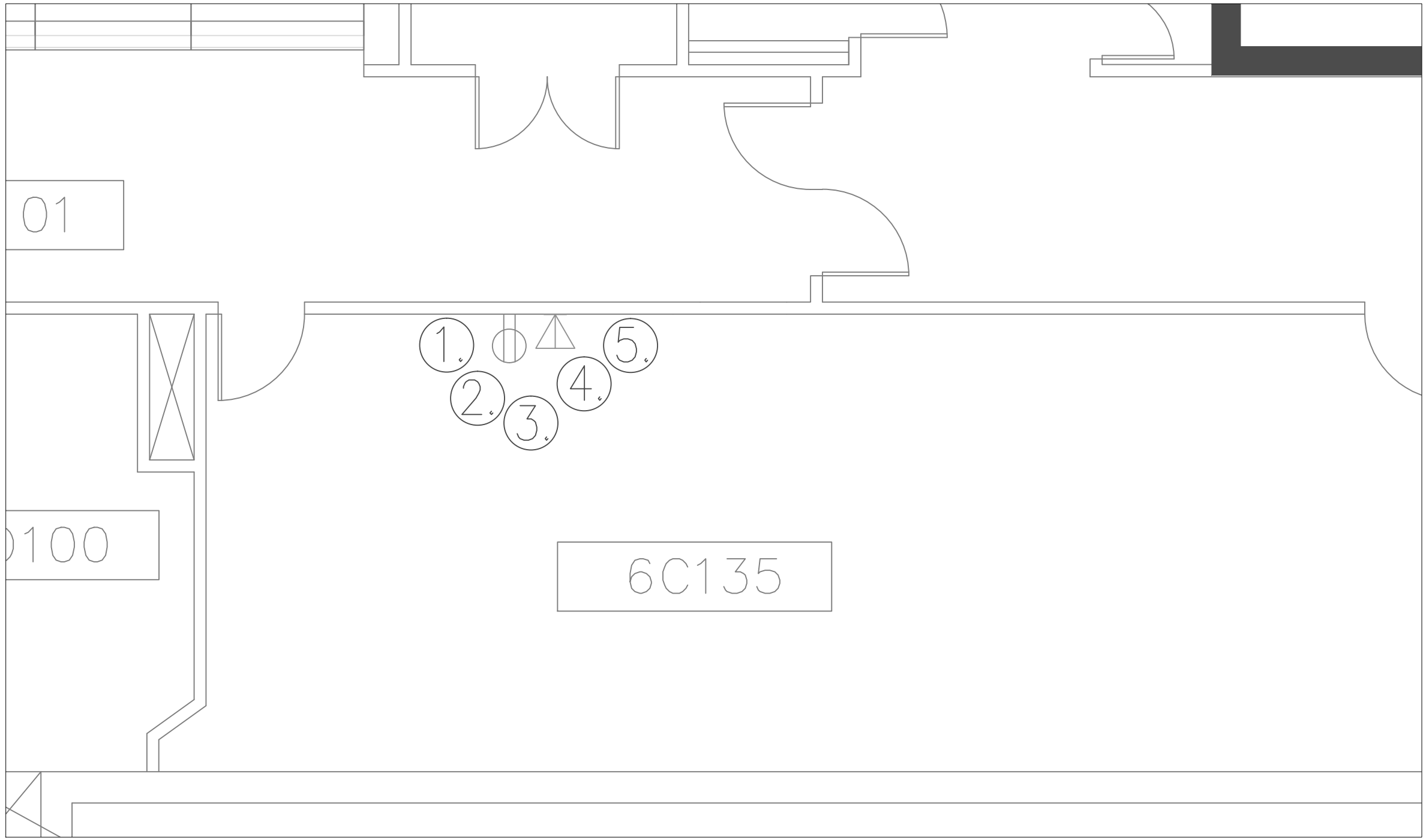
**LOW/MEDIUM RISK (LEVEL II):**  
NO WORK SHALL COMMENCE WITHOUT PRIOR SCHEDULING AND APPROVAL FROM COTR. PROVIDE ACTIVE MEANS TO PREVENT AIRBORNE DUST FROM DISPERSING INTO THE ATMOSPHERE. WATER MIST WORK SURFACES TO CONTROL DUST WHILE CUTTING. WIPE WORK SURFACE WITH DISINFECTANT. CONTAIN CONSTRUCTION WASTE BEFORE TRANSPORT IN TIGHTLY COVERED CONTAINERS. ALL CEILING TILES REMOVED FOR CONDUIT INSTALLATION SHALL BE REPLACED AT THE END OF EVERY WORK SHIFT IN ORDER TO MAINTAIN THE SMOKE BARRIER. USE A HEPA VACUUM ON EVERY TILE BEFORE REINSTALLATION. ONLY ONE CEILING TILE CAN BE REMOVED AT A TIME FOR CABLE/CONDUIT INSTALLATION. WET MOP AND/OR VACUUM WITH HEPA FILTERED VACUUM AT THE END OF EVERY WORK SHIFT.

SHEET NOTES:

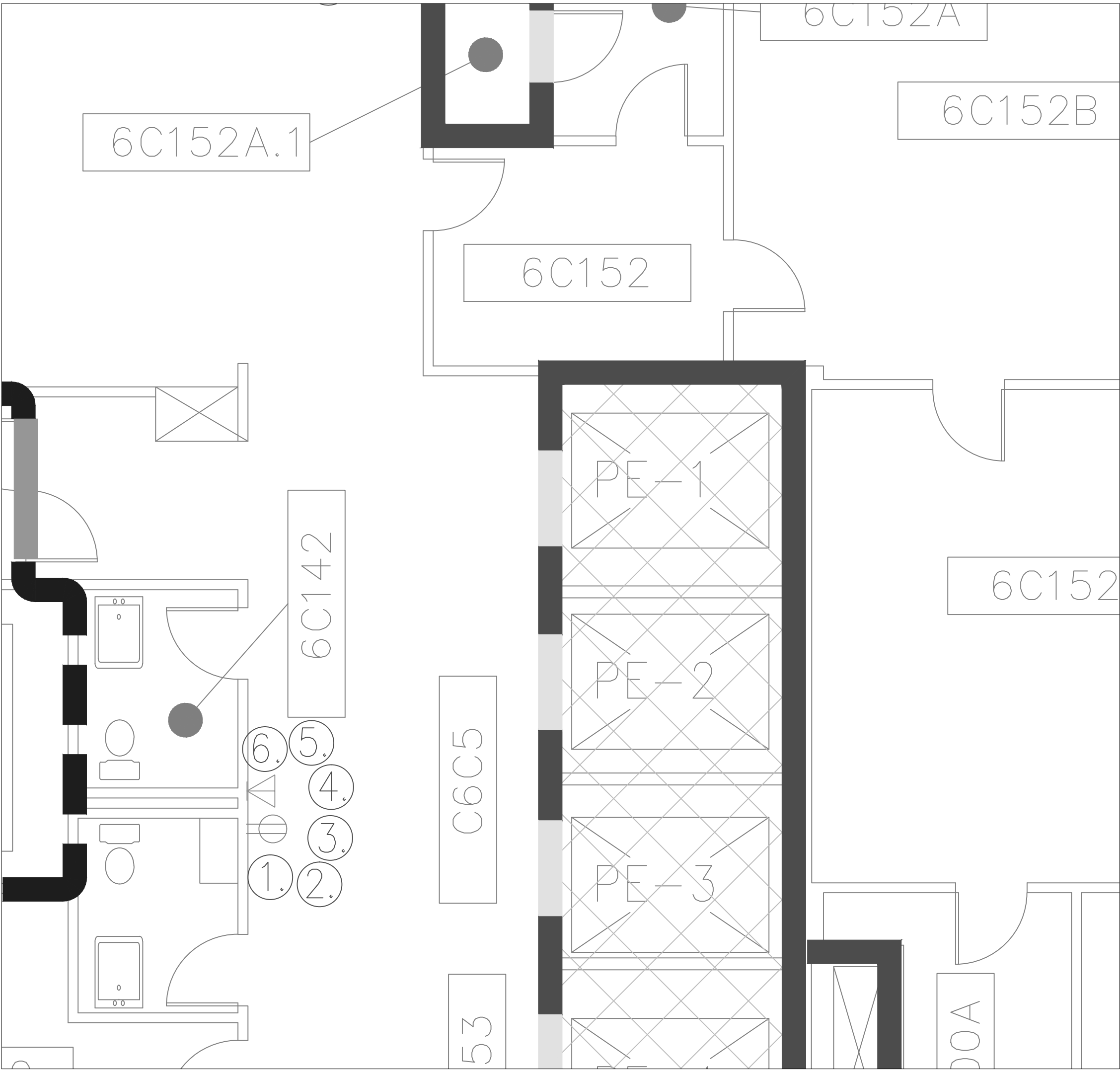
- DETAIL 1:**
- 1. REMOVE (2) EXISTING PICTURES. COORDINATE WITH COTR.
  - 2. PATCH AND PAINT WALL TO MATCH EXISTING.
  - 3. INSTALL ONE DUPLEX, HOSPITAL GRADE OUTLET (110v) AT CEILING HEIGHT. DUPLEX AND CONDUIT TO BE SURFACE MOUNTED.
  - 4. INSTALL ONE CAT5E DATA (2-PORT) CONNECTION TO BE SURFACE MOUNTED, CEILING HEIGHT. NEAREST TELEPHONE CLOSET IS6C-152A.1, APPROXIMATELY90'.
  - 5. CONTRACTOR TO OBTAIN PENETRATION PERMITS AS REQUIRED FOR ANY CORE DRILLS THROUGH FIRE/SMOKE WALLS. ALL PENETRATIONS THROUGH FIRE/SMOKE WALLS MUST BE PROPERLY SEALED, UTILIZING APPROVED FIRE STOPPING SYSTEMS.
- DETAIL 2:**
- 1. REMOVE EXISTING INFORMATION BOARD.
  - 2. RELOCATE EXISTING ROOM NUMBER AND SIGN. COORDINATE W/ COTR.
  - 3. PATCH AND PAINT WALL TO MATCH EXISTING.
  - 4. INSTALL ONE DUPLEX, HOSPITAL GRADE OUTLET (110v) AT CEILING HEIGHT. DUPLEX AND CONDUIT TO BE SURFACE MOUNTED.
  - 5. INSTALL ONE CAT5E DATA (2-PORT) CONNECTION TO BE SURFACE MOUNTED, CEILING HEIGHT. NEAREST TELEPHONE CLOSET IS6C-152A.1, APPROXIMATELY35'.
  - 6. CONTRACTOR TO OBTAIN PENETRATION PERMITS AS REQUIRED FOR ANY CORE DRILLS THROUGH FIRE/SMOKE WALLS. ALL PENETRATIONS THROUGH FIRE/SMOKE WALLS MUST BE PROPERLY SEALED, UTILIZING APPROVED FIRE STOPPING SYSTEMS.
- DETAIL 3:**
- 1. REMOVE EXISTING PICTURES. COORDINATE WITH COTR.
  - 2. REINFORCE WALL WITH ADDITIONAL BACKING. WORK TO BE DONE AFTER NORMAL WORKING HOURS.
  - 3. PATCH AND PAINT WALL TO MATCH EXISTING.
  - 4. INSTALL ONE DUPLEX, HOSPITAL GRADE OUTLET (110v) AT CEILING HEIGHT. DUPLEX AND CONDUIT TO BE SURFACE MOUNTED.
  - 5. INSTALL ONE CAT5E DATA (2-PORT) CONNECTION TO BE SURFACE MOUNTED, CEILING HEIGHT. NEAREST TELEPHONE CLOSET IS6C-152A.1, APPROXIMATELY30'.
  - 6. CONTRACTOR TO OBTAIN PENETRATION PERMITS AS REQUIRED FOR ANY CORE DRILLS THROUGH FIRE/SMOKE WALLS. ALL PENETRATIONS THROUGH FIRE/SMOKE WALLS MUST BE PROPERLY SEALED.



2 6C144 FIRM B WAITING AREA  
AS-07 SCALE: 3/16" = 1'-0"



1 6C135 SPECIALITY 4 WAITING AREA  
AS-07 SCALE: 1/4" = 1'-0"



3 6TH FLOOR ELEVATOR LOBBY  
AS-06 SCALE: 1/4" = 1'-0"

**GENERAL NOTES:**  
1. SCALED DIMENSIONS & ARCHITECTURAL FEATURES MAY NOT BE CORRECT.  
2. CONTRACTORS & A/E's ARE RESPONSIBLE TO FIELD VERIFY ALL DIMENSIONS WITHIN THE PROJECT AREA.

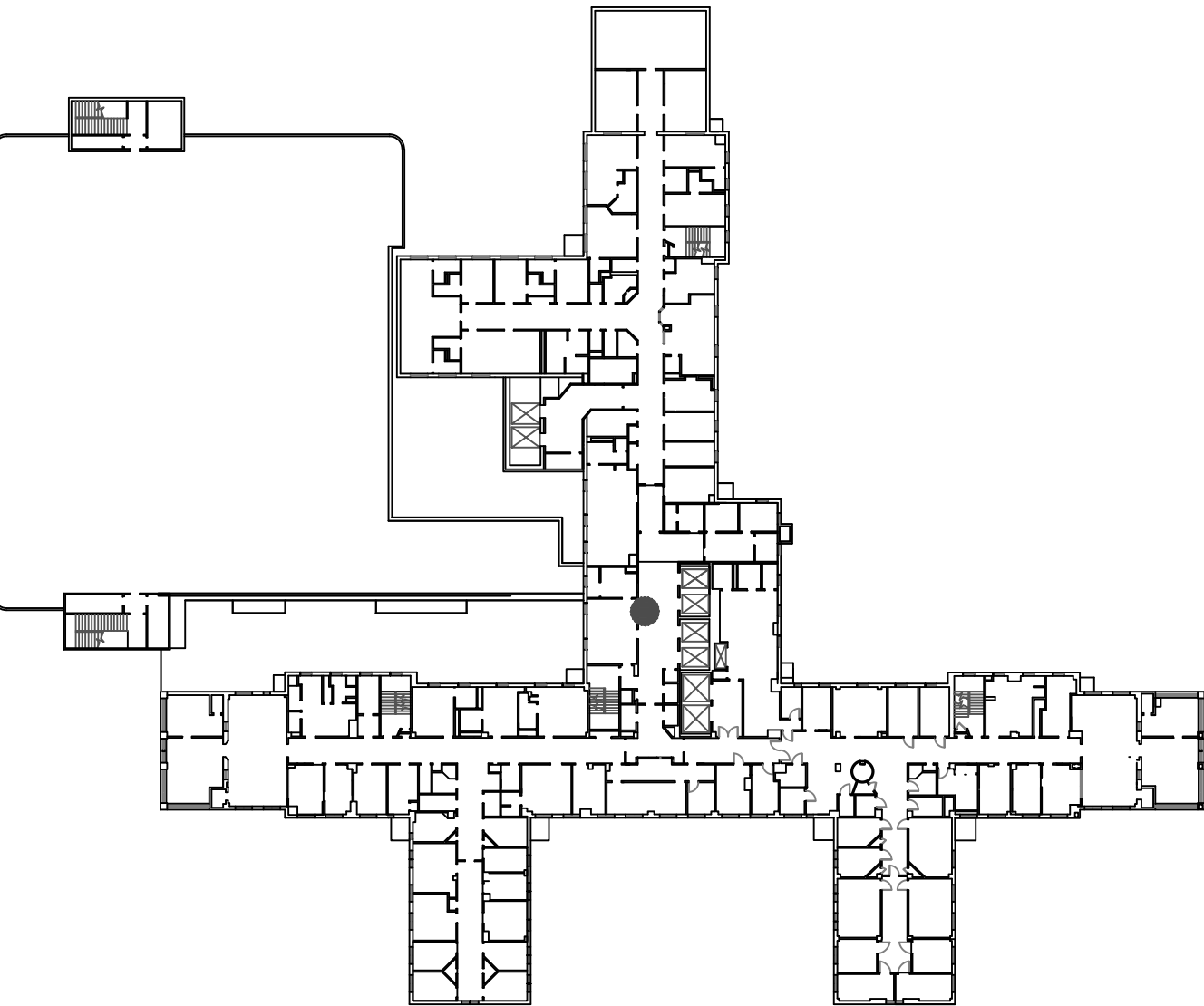
**DEPARTMENT OF VETERANS AFFAIRS  
MEDICAL CENTER  
1055 Clermont Street  
Denver, Colorado, 80220**

Drawing Title 6TH FLOOR PLAN		Project Title ELECTRONIC MESSAGING SITE PREP		Date 4/13/2012
Approved: Service Chief	Drawn TAV	Building Number 1	Title Block By ska	Project No. 554-12-802
Approved: Section Chief	Checked	Wing B,C	DRAWING No AS-07 (R)	Dwg 8 Of 16

TAV	100% DOCUMENTS (Rev)	04.13.12
TAV	100% DOCUMENTS	01.20.12
TAV	95% DOCUMENTS	12.22.11
By	Revisions	Date



FLOOR PLAN:

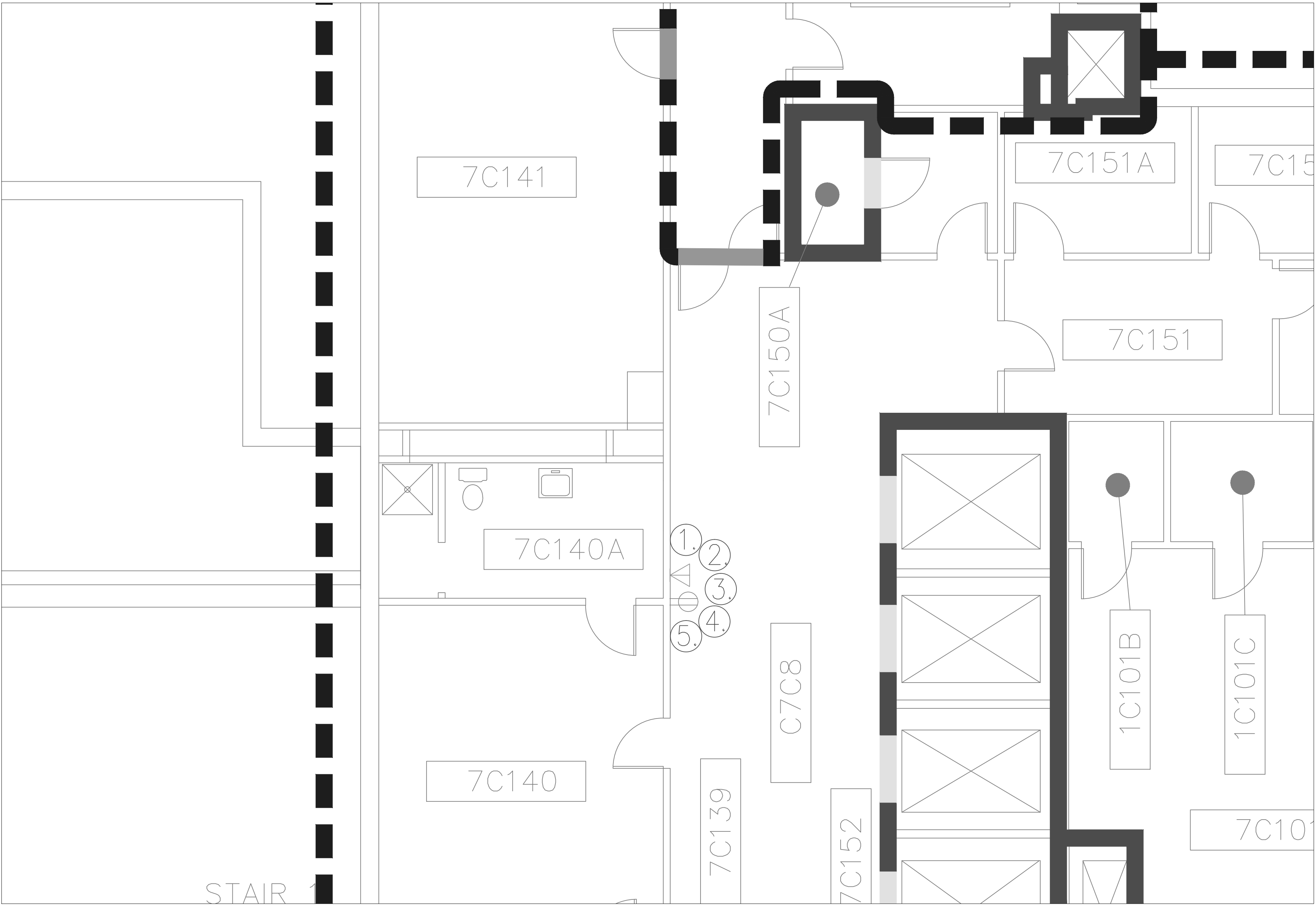


INFECTION CONTROL RISK ASSESSMENT:

**LOW RISK (LEVEL II):**  
NO WORK SHALL COMMENCE WITHOUT PRIOR SCHEDULING AND APPROVAL FROM COTR. PROVIDE ACTIVE MEANS TO PREVENT AIRBORNE DUST FROM DISPERSING INTO THE ATMOSPHERE. WATER MIST WORK SURFACES TO CONTROL DUST WHILE CUTTING. WIPE WORK SURFACE WITH DISINFECTANT. CONTAIN CONSTRUCTION WASTE BEFORE TRANSPORT IN TIGHTLY COVERED CONTAINERS. ALL CEILING TILES REMOVED FOR CONDUIT INSTALLATION SHALL BE REPLACED AT THE END OF EVERY WORK SHIFT IN ORDER TO MAINTAIN THE SMOKE BARRIER. USE A HEPA VACUUM ON EVERY TILE BEFORE REINSTALLATION. ONLY ONE CEILING TILE CAN BE REMOVED AT A TIME FOR CABLE/CONDUIT INSTALLATION. WET MOP AND/OR VACUUM WITH HEPA FILTERED VACUUM AT THE END OF EVERY WORK SHIFT.

SHEET NOTES:

- 1. REMOVE EXISTING INFORMATION BOARD.
- 2. PATCH AND PAINT WALL TO MATCH EXISTING.
- 3. INSTALL ONE DUPLEX, HOSPITAL GRADE OUTLET (110v) AT CEILING HEIGHT. DUPLEX AND CONDUIT TO BE SURFACE MOUNTED.
- 4. INSTALL ONE CAT5E DATA CONNECTION (2-PORT) TO BE SURFACE MOUNTED, CEILING HEIGHT. NEAREST TELEPHONE CLOSET IS 7C-150A (APPROXIMATELY 25').
- 5. CONTRACTOR TO OBTAIN PENETRATION PERMITS AS REQUIRED FOR ANY CORE DRILLS THROUGH FIRE/SMOKE WALLS. ALL PENETRATIONS THROUGH FIRE/SMOKE WALLS MUST BE PROPERLY SEALED, UTILIZING APPROVED FIRE STOPPING SYSTEMS.



1 7TH FLOOR ELEVATOR LOBBY  
AS-08 SCALE: 1/4" = 1'-0"

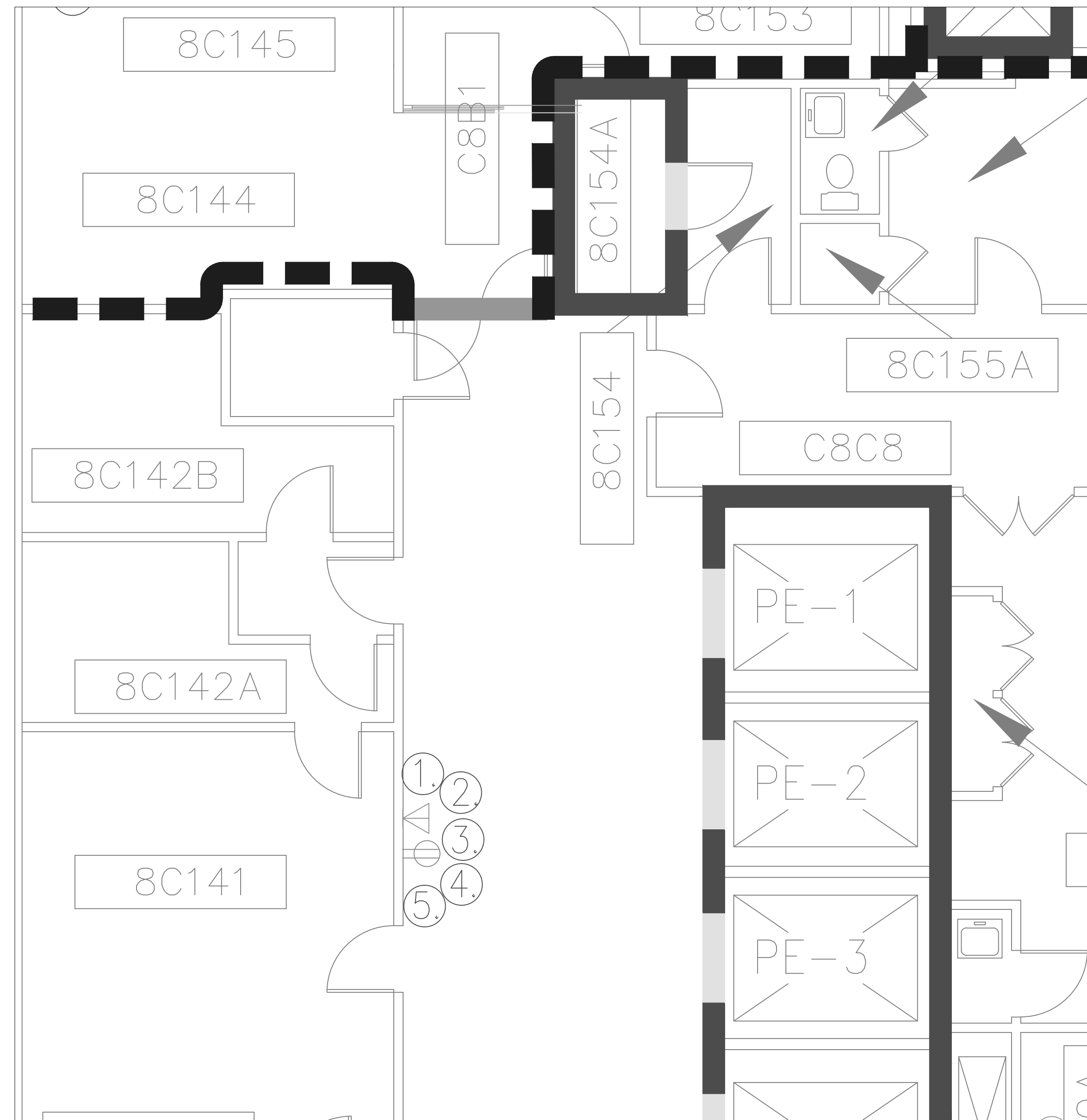
TAV	100% DOCUMENTS (Revised)	04.13.12
TAV	100% DOCUMENTS	01.20.12
TAV	95% DOCUMENTS	12.22.11
By	Revisions	Date

GENERAL NOTES:  
1. SCALED DIMENSIONS & ARCHITECTURAL FEATURES MAY NOT BE CORRECT.  
2. CONTRACTORS & A/E's ARE RESPONSIBLE TO FIELD VERIFY ALL DIMENSIONS WITHIN THE PROJECT AREA.

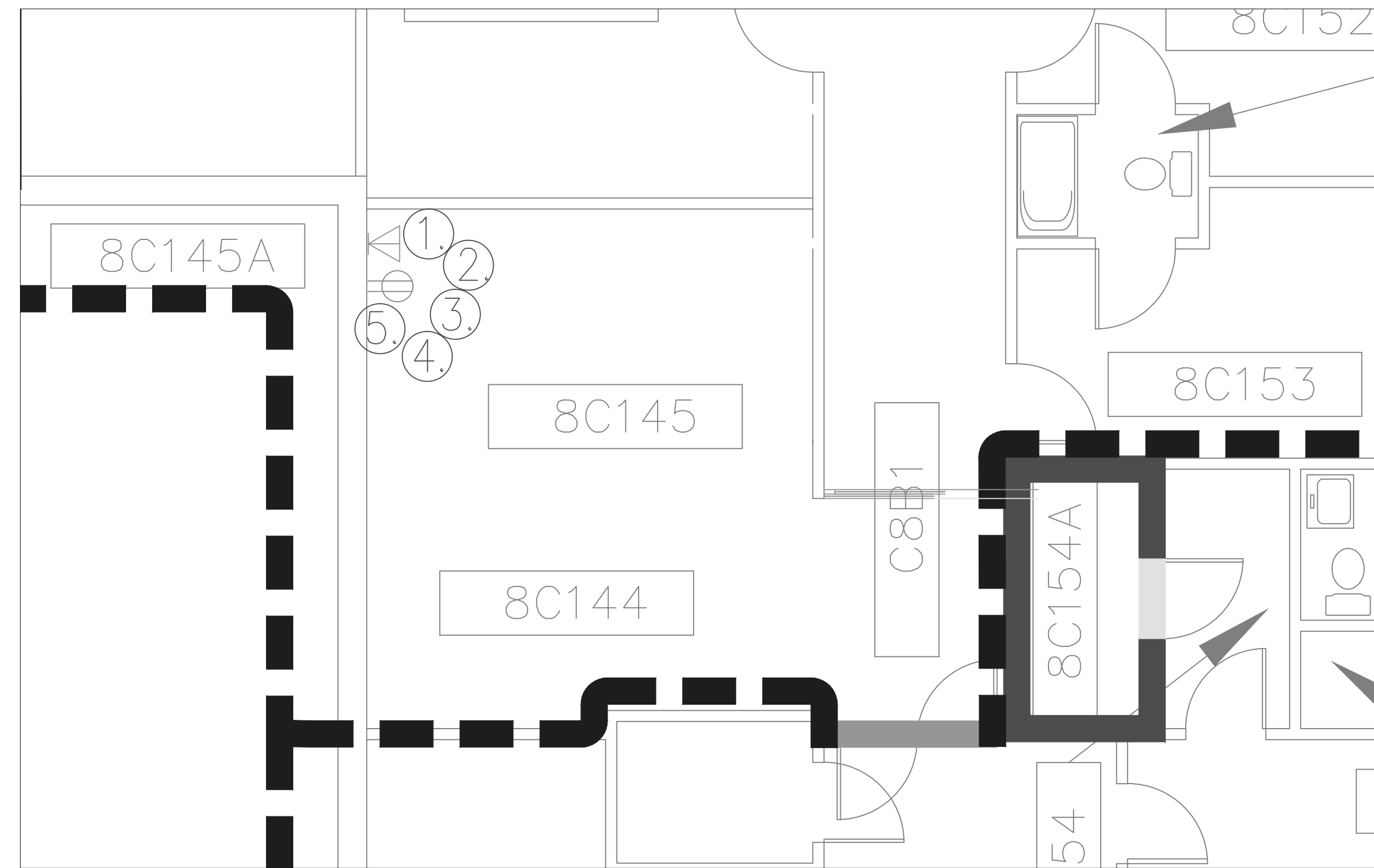
DEPARTMENT OF VETERANS AFFAIRS  
MEDICAL CENTER  
1055 Clermont Street  
Denver, Colorado, 80220

Drawing Title		Project Title		Date	
7TH FLOOR PLAN		ELECTRONIC MESSAGING SITE PREP		4/13/2012	
Approved: Service Chief		Drawn TAV	Building Number 1	Title Block By ska	DRAWING No AS-08(R)
Approved: Section Chief		Checked	Wing C	Dwg 9 OF 16	

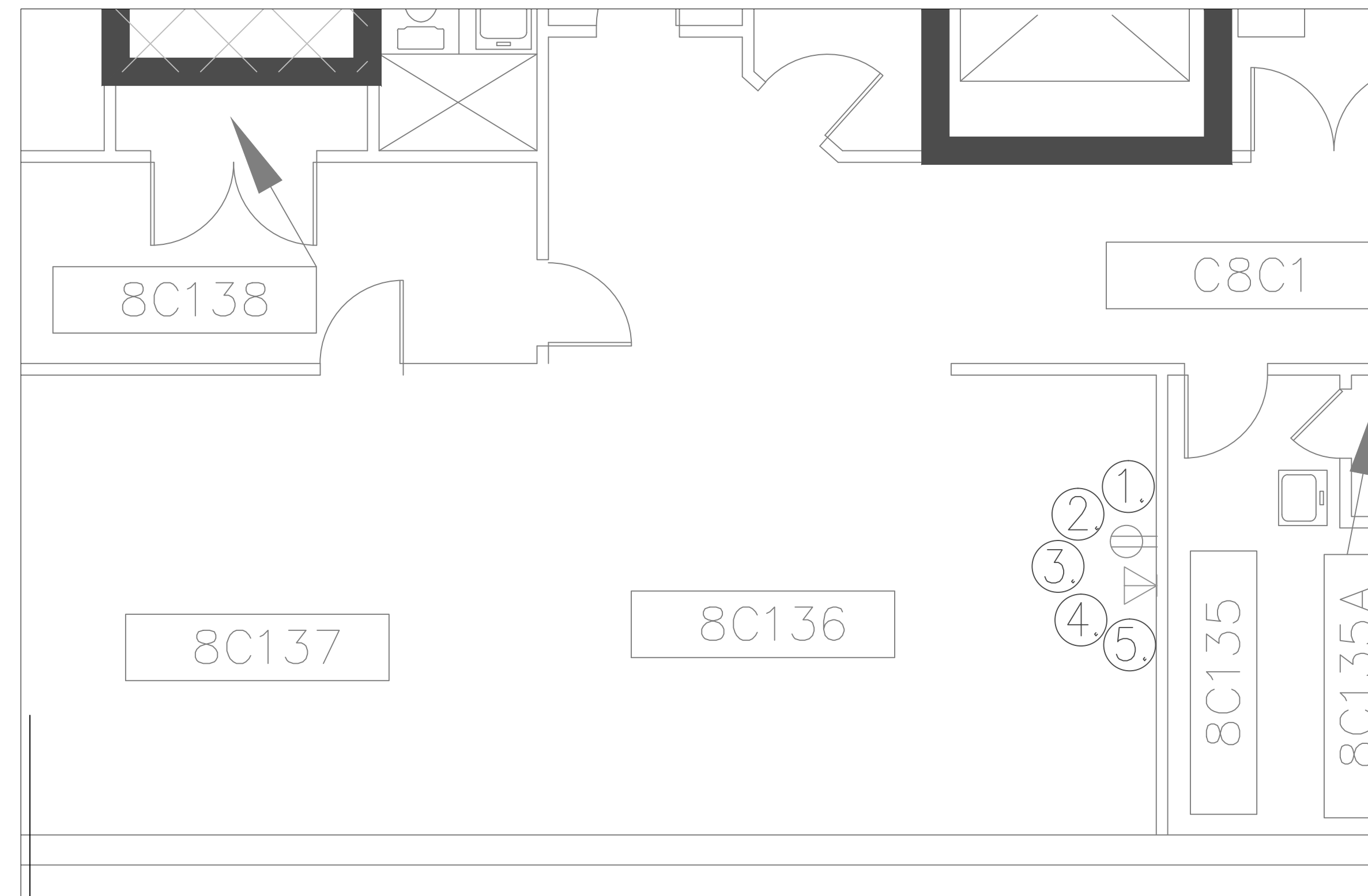
Department of Veterans Affairs



3 8TH FLOOR ELEVATOR LOBBY  
AS-09 SCALE: 1/4" = 1'-0"

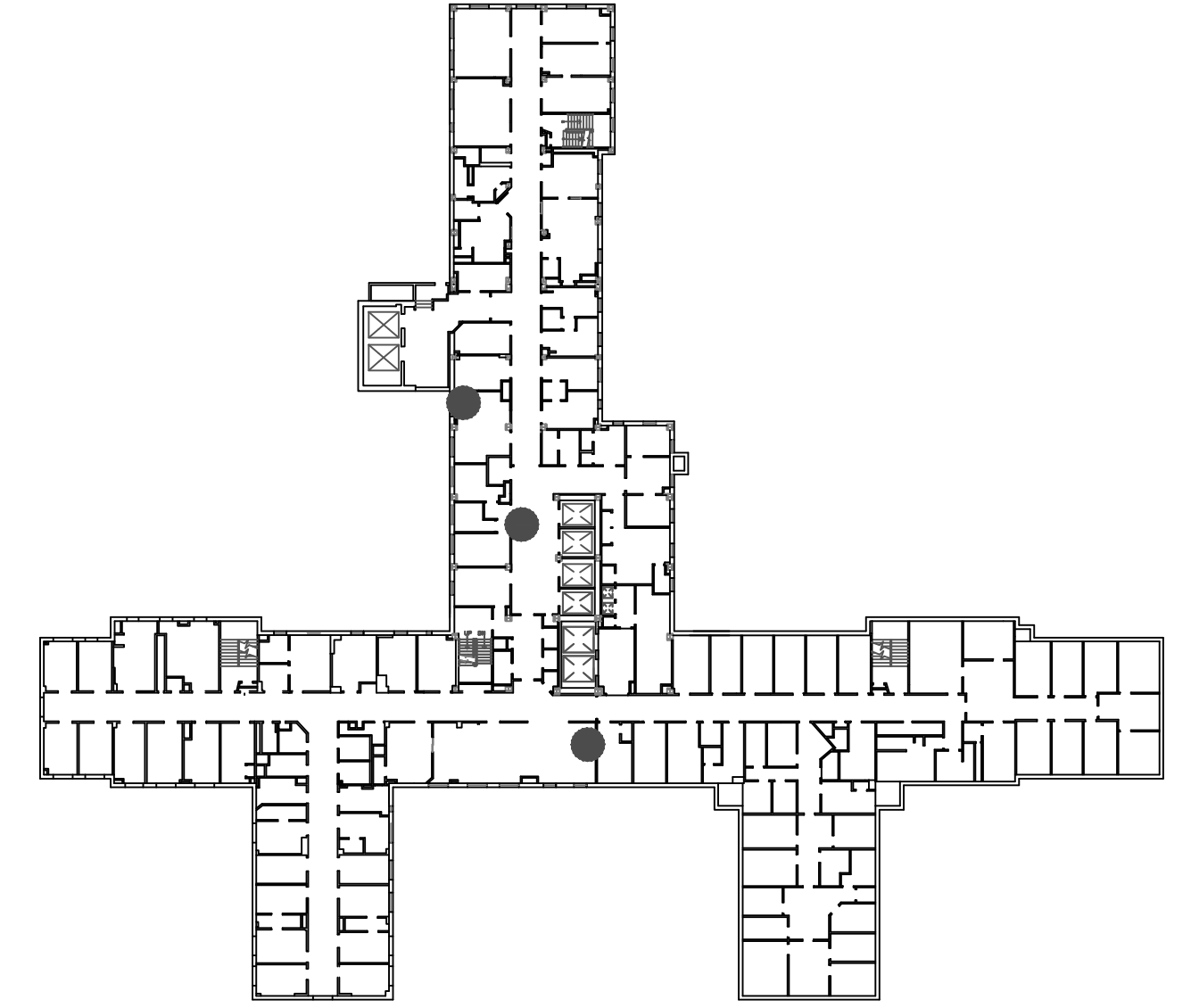


2 8TH FLOOR GI WAITING AREA  
AS-09 SCALE: 1/4" = 1'-0"



1 8TH FLOOR FIRM C WAITING ROOM  
AS-09 SCALE: 1/4" = 1'-0"

## FLOOR PLAN:

**INFECTION CONTROL RISK ASSESSMENT:**

**LOW/MEDIUM RISK (LEVEL II):**

NO WORK SHALL COMMENCE WITHOUT PRIOR SCHEDULING AND APPROVAL FROM COTR. PROVIDE ACTIVE MEANS TO PREVENT AIRBORNE DUST FROM DISPERSING INTO THE ATMOSPHERE. WATER MIST WORK SURFACES TO CONTROL DUST WHILE CUTTING. WIPE WORK SURFACE WITH DISINFECTANT. CONTAIN CONSTRUCTION WASTE BEFORE TRANSPORT IN TIGHTLY COVERED CONTAINERS. ALL CEILING TILES REMOVED FOR CONDUIT INSTALLATION SHALL BE REPLACED AT THE END OF EVERY WORK SHIFT IN ORDER TO MAINTAIN THE SMOKE BARRIER. USE A HEPA VACUUM ON EVERY TILE BEFORE REINSTALLATION. ONLY ONE CEILING TILE CAN BE REMOVED AT A TIME FOR CABLE/CONDUIT INSTALLATION. WET MOP AND/OR VACUUM WITH HEPA FILTERED VACUUM AT THE END OF EVERY WORK SHIFT.

**SHEET NOTES:**

DETAIL 1:

- ① REMOVE (2) EXISTING PICTURES. COORDINATE WITH COTR.
- ② PATCH AND PAINT WALL TO MATCH EXISTING.
- ③ INSTALL ONE DUPLEX, HOSPITAL GRADE OUTLET (110v) AT CEILING HEIGHT. DUPLEX AND CONDUIT TO BE SURFACE MOUNTED.
- ④ INSTALL ONE CAT5E DATA CONNECTION (4-PORT) TO BE SURFACE MOUNTED, CEILING HEIGHT. NEAREST TELEPHONE CLOSET IS 8C154A, APPROXIMATELY 8'5".
- ⑤ CONTRACTOR TO OBTAIN PENETRATION PERMITS AS REQUIRED FOR ANY CORE DRILLS THROUGH FIRE/SMOKE WALLS. ALL PENETRATIONS THROUGH FIRE/SMOKE WALLS MUST BE PROPERLY SEALED, UTILIZING APPROVED FIRE STOPPING SYSTEMS.

DETAIL 2:

- ① REMOVE EXISTING DIRECTORY BOARD.
- ② PATCH AND PAINT WALL TO MATCH EXISTING.
- ③ INSTALL ONE DUPLEX, HOSPITAL GRADE OUTLET (110v) AT CEILING HEIGHT. DUPLEX AND CONDUIT TO BE SURFACE MOUNTED.
- ④ INSTALL ONE CAT5E DATA CONNECTION (2-PORT) TO BE SURFACE MOUNTED, CEILING HEIGHT. NEAREST TELEPHONE CLOSET IS 8C154A, APPROXIMATELY 35'.
- ⑤ CONTRACTOR TO OBTAIN PENETRATION PERMITS AS REQUIRED FOR ANY CORE DRILLS THROUGH FIRE/SMOKE WALLS. ALL PENETRATIONS THROUGH FIRE/SMOKE WALLS MUST BE PROPERLY SEALED, UTILIZING APPROVED FIRE STOPPING SYSTEMS.

### DETAIL 3:

- ① REMOVE EXISTING PICTURE.
- ② PATCH AND PAINT WALL TO MATCH EXISTING.
- ③ INSTALL ONE DUPLEX, HOSPITAL GRADE OUTLET (110v) at CEILING HEIGHT. DUPLEX AND CONDUIT TO BE SURFACE MOUNTED.
- ④ INSTALL ONE CAT5E DATA CONNECTION (2-PORT) TO BE SURFACE MOUNTED, CEILING HEIGHT. NEAREST TELEPHONE CLOSET IS 8C154A, APPROXIMATELY 30'.
- ⑤ CONTRACTOR TO OBTAIN PENETRATION PERMITS AS REQUIRED FOR ANY CORE DRILLS THROUGH FIRE/SMOKE WALLS. ALL PENETRATIONS THROUGH FIRE/SMOKE WALLS MUST BE PROPERLY SEALED, UTILIZING APPROVED FIRE STOPPING SYSTEMS.

TAV	100% DOCUMENTS (Revised)	04.13.12
TAV	100% DOCUMENTS	01.20.12
TAV	95% DOCUMENTS	12.22.11
By	Revisions	Date

GENERAL NOTES:

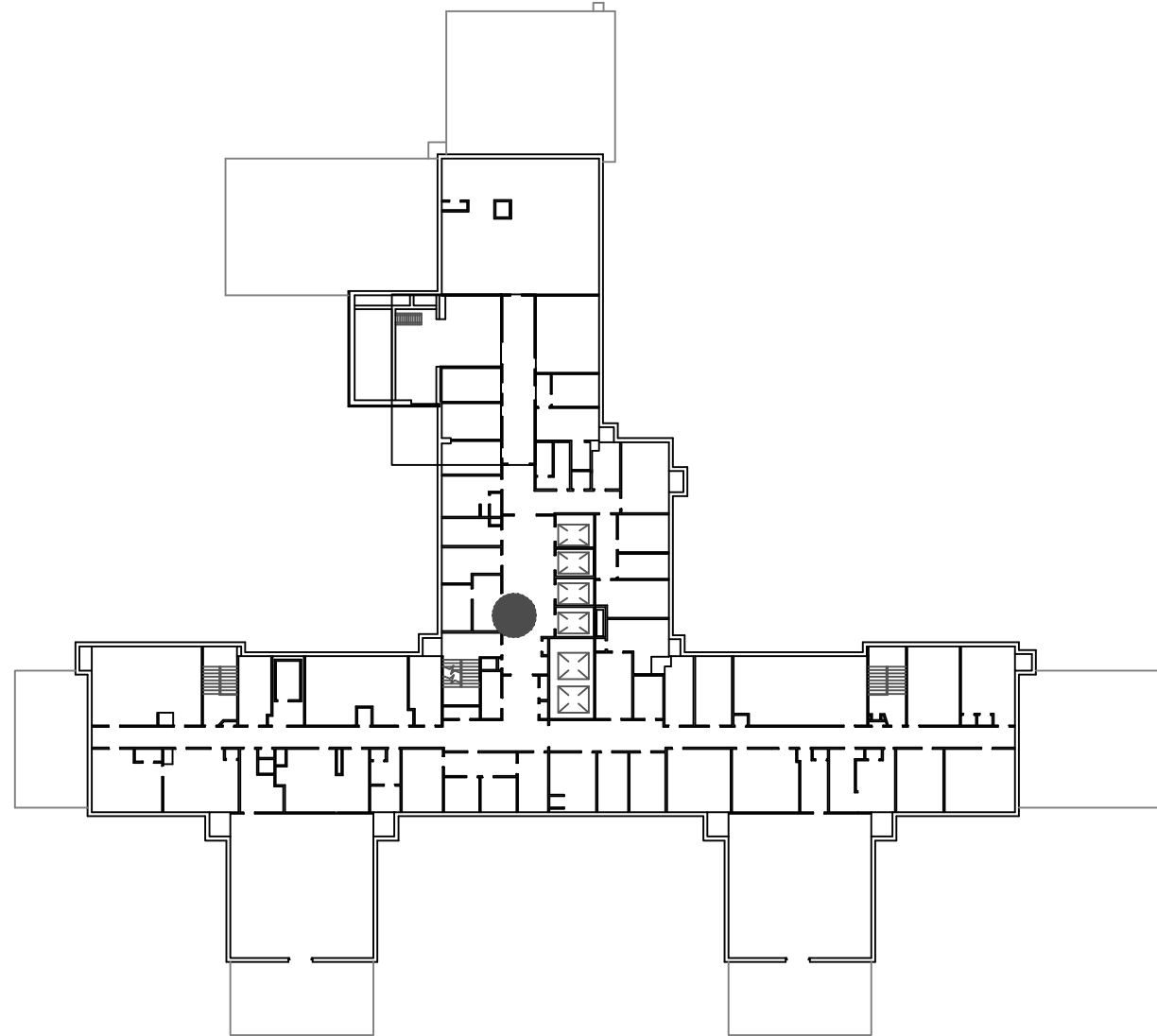
**GENERAL NOTES:**

1. SCALED DIMENSIONS & ARCHITECTURAL FEATURES MAY NOT BE CORRECT.
2. CONTRACTORS & A/E's ARE RESPONSIBLE TO FIELD VERIFY ALL DIMENSIONS WITHIN THE PROJECT AREA.

DEPARTMENT OF VETERANS AFFAIRS  
MEDICAL CENTER  
1055 Clermont Street  
Denver, Colorado, 80220

Drawing Title		Project Title		Date	Department of Veterans Affairs
8TH FLOOR PLAN		ELECTRONIC MESSAGING SITE PREP		4/13/2012	
				Project No. 554-12-802	
Approved: Service Chief	Drawn TAV	Building Number 1	Title Block By <i>ska</i>	DRAWING No AS-09(R)	
Approved: Section Chief	Checked	Wing C		Dwg 10 Of 16	

FLOOR PLAN:

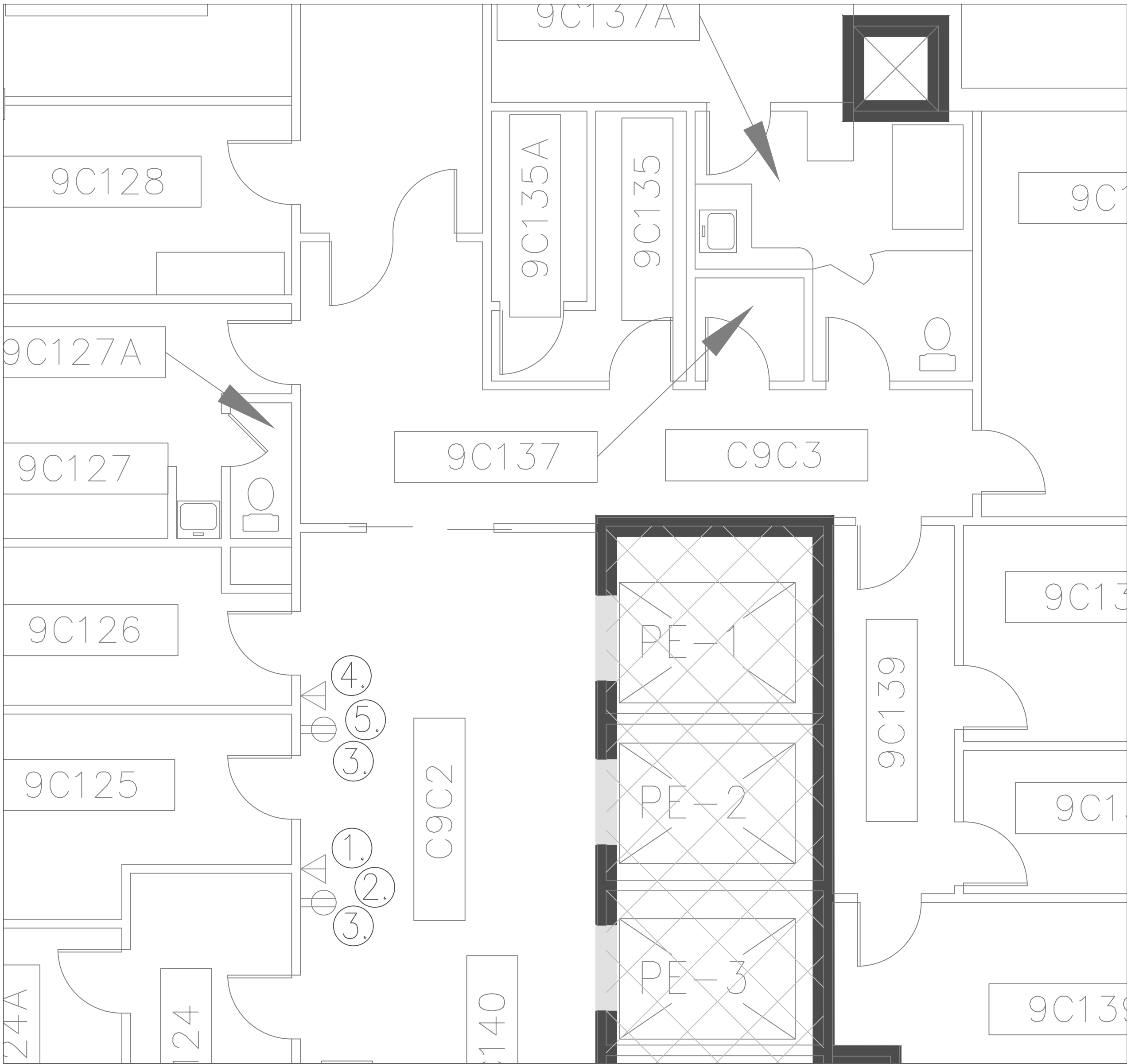


INFECTION CONTROL RISK ASSESSMENT:

**MEDIUM RISK (LEVEL II):**  
NO WORK SHALL COMMENCE WITHOUT PRIOR SCHEDULING AND APPROVAL FROM COTR. PROVIDE ACTIVE MEANS TO PREVENT AIRBORNE DUST FROM DISPERSING INTO THE ATMOSPHERE. WATER MIST WORK SURFACES TO CONTROL DUST WHILE CUTTING. WIPE WORK SURFACE WITH DISINFECTANT. CONTAIN CONSTRUCTION WASTE BEFORE TRANSPORT IN TIGHTLY COVERED CONTAINERS. ALL CEILING TILES REMOVED FOR CONDUIT INSTALLATION SHALL BE REPLACED AT THE END OF EVERY WORK SHIFT IN ORDER TO MAINTAIN THE SMOKE BARRIER. USE A HEPA VACUUM ON EVERY TILE BEFORE REINSTALLATION. ONLY ONE CEILING TILE CAN BE REMOVED AT A TIME FOR CABLE/CONDUIT INSTALLATION. WET MOP AND/OR VACUUM WITH HEPA FILTERED VACUUM AT THE END OF EVERY WORK SHIFT.

SHEET NOTES:

- ① INSTALL ONE DUPLEX, HOSPITAL GRADE OUTLET (110v) AT CEILING HEIGHT. DUPLEX AND CONDUIT TO BE SURFACE MOUNTED.
- ② INSTALL ONE CAT5E DATA CONNECTION TO BE SURFACE MOUNTED, CEILING HEIGHT. NEAREST TELEPHONE CLOSET IS 9C135A, APPROXIMATELY 35'.
- ③ CONTRACTOR TO OBTAIN PENETRATION PERMITS AS REQUIRED FOR ANY CORE DRILLS THROUGH FIRE/SMOKE WALLS. ALL PENETRATIONS THROUGH FIRE/SMOKE WALLS MUST BE PROPERLY SEALED, UTILIZING APPROVED FIRE STOPPING SYSTEMS.
- ④ INSTALL ONE DUPLEX, HOSPITAL GRADE OUTLET (110v) AT 48" AFF. DUPLEX AND CONDUIT TO BE SURFACE MOUNTED.
- ⑤ INSTALL ONE CAT5E DATA CONNECTION TO BE SURFACE MOUNTED, 48" AFF. NEAREST TELEPHONE CLOSET IS 9C135A, APPROXIMATELY 35'.



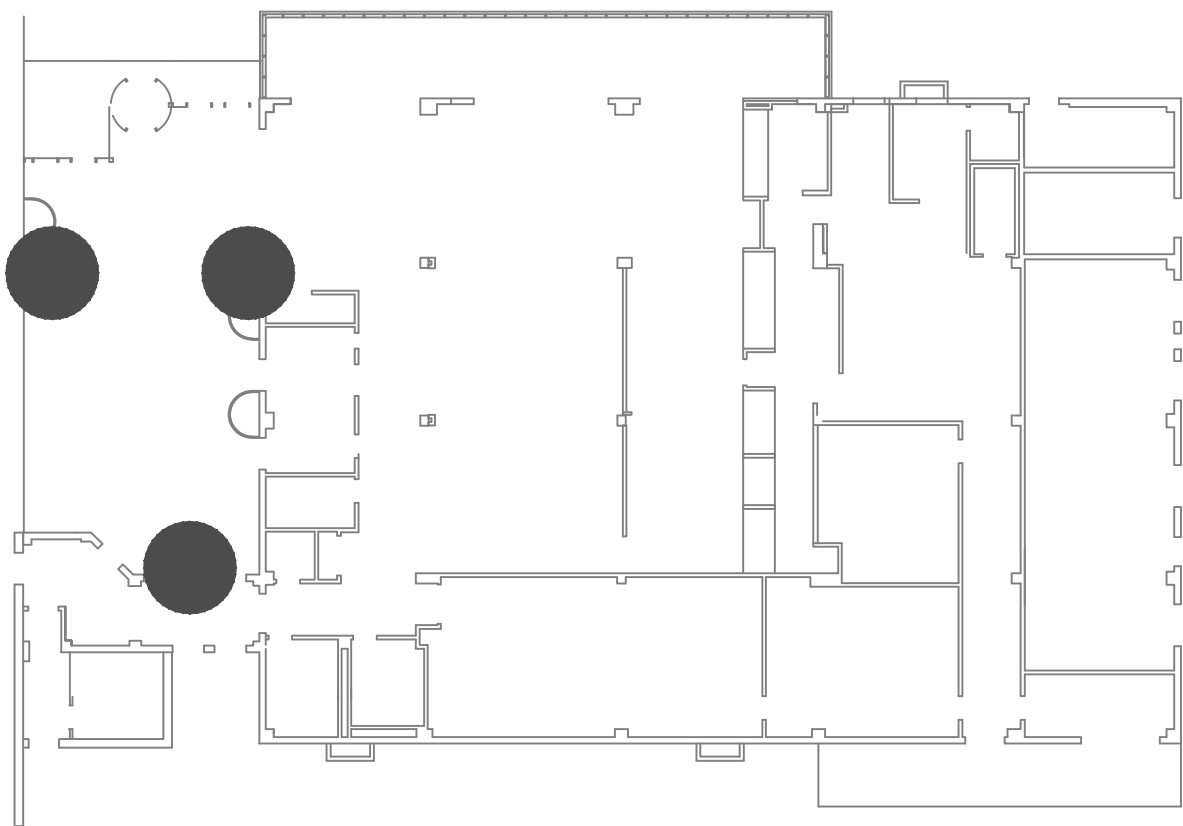
1 9TH FLOOR ELEVATOR LOBBY  
AS-10 SCALE: 1/4" = 1'-0"

**GENERAL NOTES:**  
1. SCALED DIMENSIONS & ARCHITECTURAL FEATURES MAY NOT BE CORRECT.  
2. CONTRACTORS & A/E's ARE RESPONSIBLE TO FIELD VERIFY ALL DIMENSIONS WITHIN THE PROJECT AREA.

**DEPARTMENT OF VETERANS AFFAIRS  
MEDICAL CENTER  
1055 Clermont Street  
Denver, Colorado, 80220**

Drawing Title		Project Title		Date	
9TH FLOOR PLAN		ELECTRONIC MESSAGING SITE PREP		4/13/2012	
Approved: Service Chief	Drawn TAV	Building Number 1	Title Block By ska	DRAWING No AS-10(R)	Department of Veterans Affairs
Approved: Section Chief	Checked	Wing C		Dwg 11 Of 16	

FLOOR PLAN:

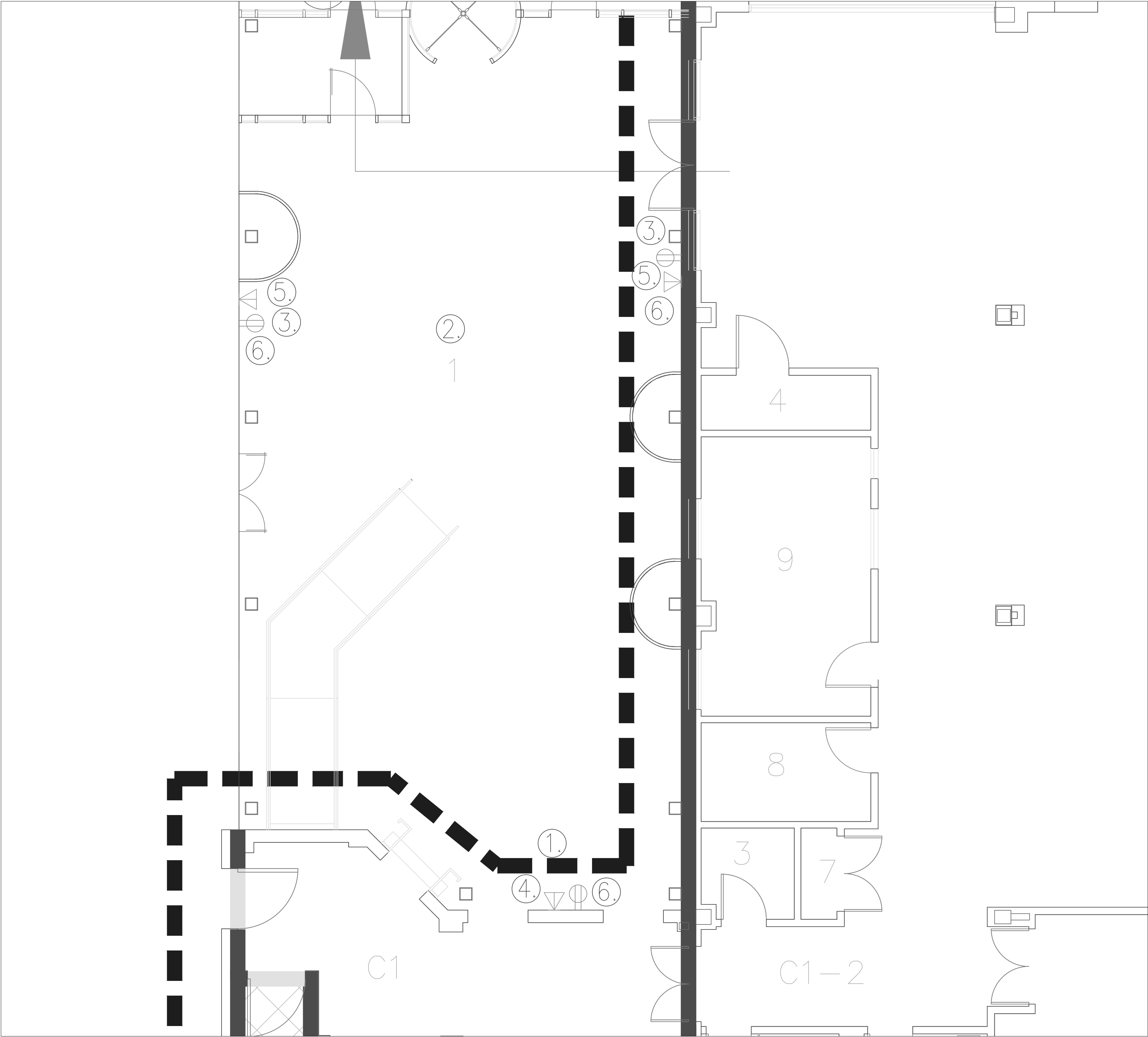


INFECTION CONTROL RISK ASSESSMENT:

**LOW RISK (LEVEL II):**  
NO WORK SHALL COMMENCE WITHOUT PRIOR SCHEDULING AND APPROVAL FROM COTR. PROVIDE ACTIVE MEANS TO PREVENT AIRBORNE DUST FROM DISPERSING INTO THE ATMOSPHERE. WATER MIST WORK SURFACES TO CONTROL DUST WHILE CUTTING. WIPE WORK SURFACE WITH DISINFECTANT. CONTAIN CONSTRUCTION WASTE BEFORE TRANSPORT IN TIGHTLY COVERED CONTAINERS. ALL CEILING TILES REMOVED FOR CONDUIT INSTALLATION SHALL BE REPLACED AT THE END OF EVERY WORK SHIFT IN ORDER TO MAINTAIN THE SMOKE BARRIER. USE A HEPA VACUUM ON EVERY TILE BEFORE REINSTALLATION. ONLY ONE CEILING TILE CAN BE REMOVED AT A TIME FOR CABLE/CONDUIT INSTALLATION. WET MOP AND/OR VACUUM WITH HEPA FILTERED VACUUM AT THE END OF EVERY WORK SHIFT.

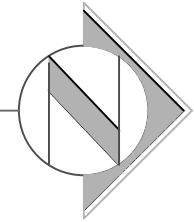
SHEET NOTES:

- ① RELOCATE EXISTING SIGNS. COORDINATE WITH COTR.
- ② ALL WALLS ARE EXISTING BRICK WALLS.
- ③ INSTALL ONE DUPLEX. HOSPITAL GRADE OUTLET (110v) AT GROUND LEVEL. DUPLEX AND CONDUIT TO BE SURFACE MOUNTED.
- ④ INSTALL ONE DUPLEX. HOSPITAL GRADE OUTLET (110v) AT APPROXIMATELY 10' AFF. COORDINATE WITH COTR FOR EXACT LOCATION. DUPLEX AND CONDUIT TO BE SURFACE MOUNTED.
- ⑤ INSTALL ONE CATSE DATA (2-PORT) CONNECTION TO BE SURFACE MOUNTED, GROUND LEVEL. NEAREST TELEPHONE CLOSET IS ROOM 25, SECOND FLOOR BLDG. 24 (APPROXIMATELY 100').
- ⑥ CONTRACTOR TO OBTAIN PENETRATION PERMITS AS REQUIRED FOR ANY CORE DRILLS THROUGH FIRE/SMOKE WALLS. ALL PENETRATIONS THROUGH FIRE/SMOKE WALLS MUST BE PROPERLY SEALED, UTILIZING APPROVED FIRE STOPPING SYSTEMS.



1  
AS-11

BLDG. 24 1ST FLOOR  
SCALE: 1/4" = 1'-0"



TAV	100% DOCUMENTS (Rev)	04.13.12
TAV	100% DOCUMENTS	01.20.12
TAV	95% DOCUMENTS	12.22.11
By	Revisions	Date

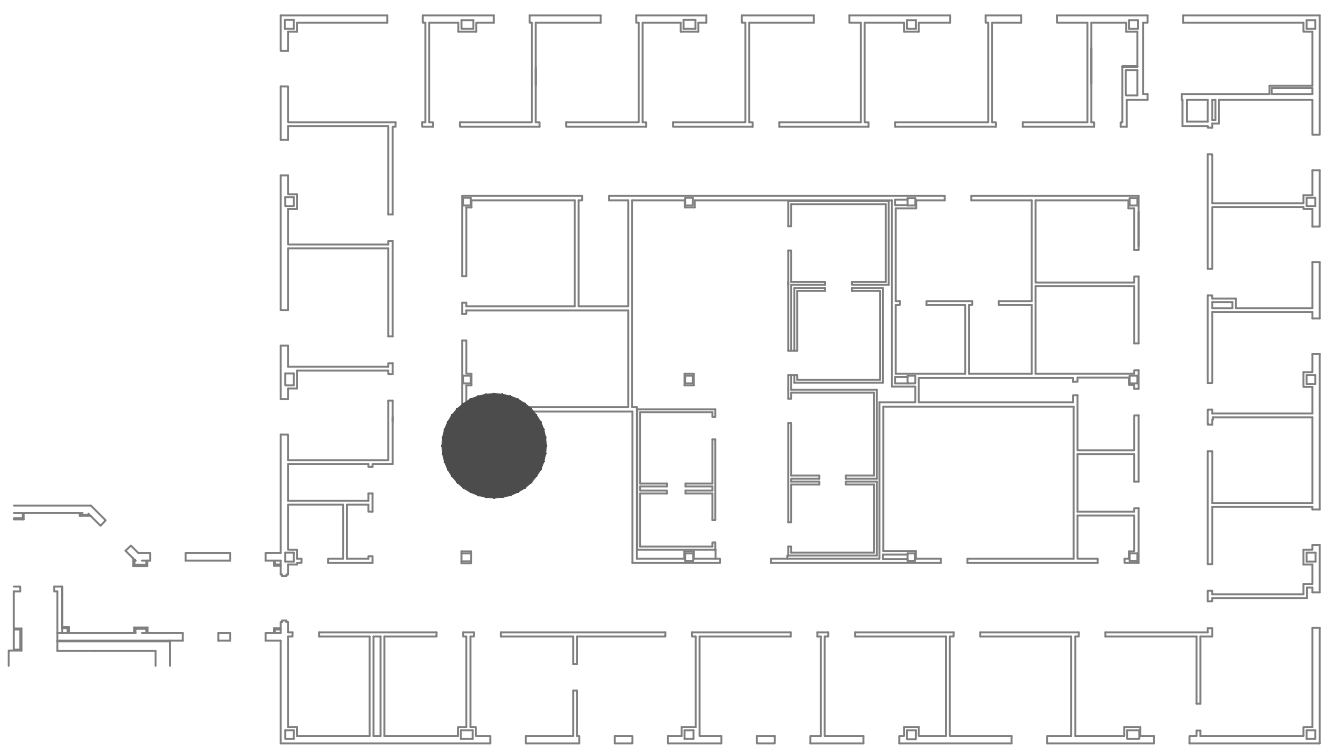
GENERAL NOTES:  
1. SCALED DIMENSIONS & ARCHITECTURAL FEATURES MAY NOT BE CORRECT.  
2. CONTRACTORS & A/E's ARE RESPONSIBLE TO FIELD VERIFY ALL DIMENSIONS WITHIN THE PROJECT AREA.

DEPARTMENT OF VETERANS AFFAIRS  
MEDICAL CENTER  
1055 Clermont Street  
Denver, Colorado, 80220

Drawing Title		Project Title		Date	
BLDG. 24 1ST FLOOR PLAN		ELECTRONIC MESSAGING SITE PREP		4/13/2012	
Approved: Service Chief	Drawn TAV	Building Number 24	Title Block By ska	Project No. 554-12-802	Department of Veterans Affairs
Approved: Section Chief	Checked	Wing NA	DRAWING No AS-11(R)	Dwg 12 Of 16	



FLOOR PLAN:

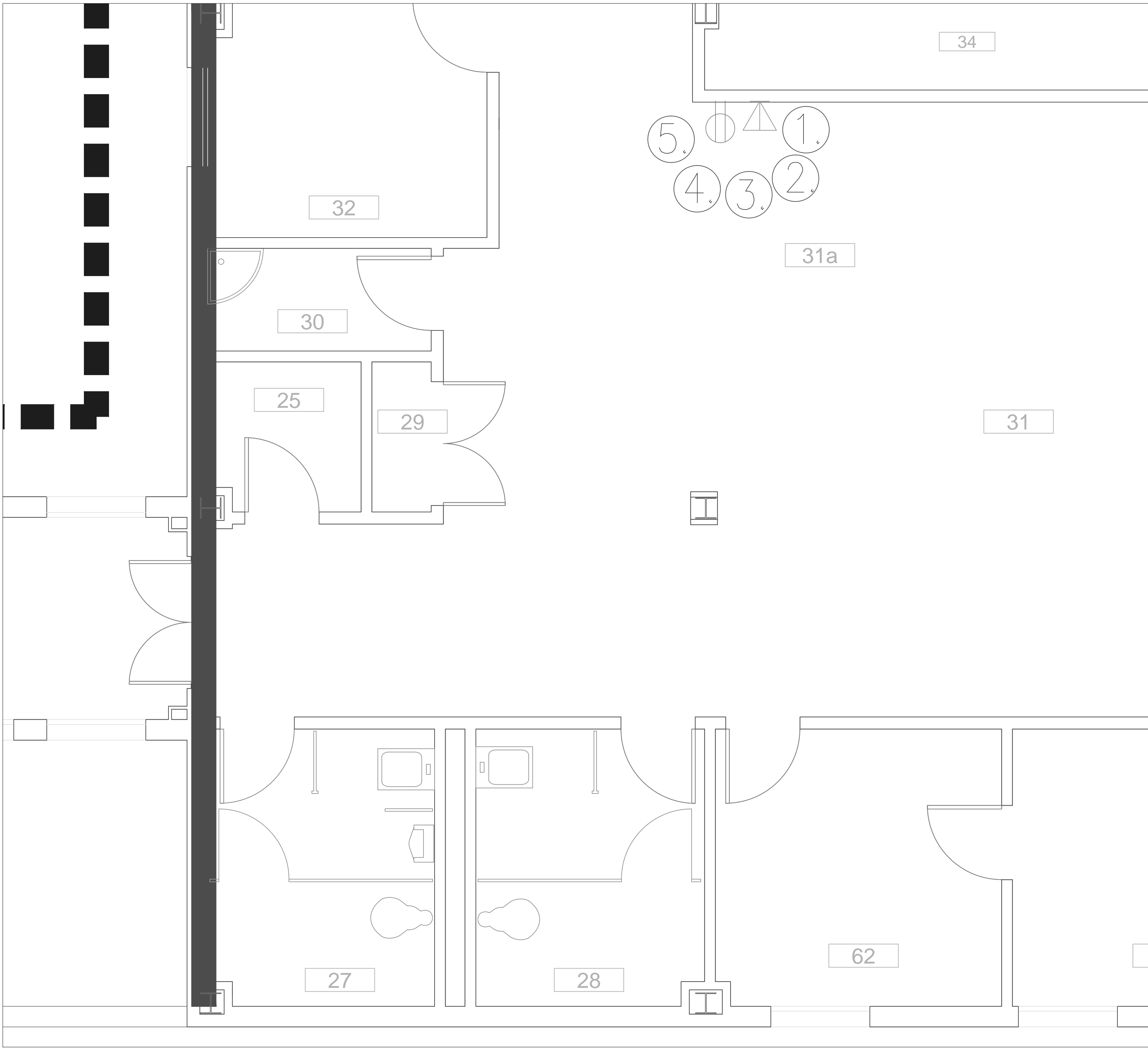


INFECTION CONTROL RISK ASSESSMENT:

**MEDIUM RISK (LEVEL II):**  
NO WORK SHALL COMMENCE WITHOUT PRIOR SCHEDULING AND APPROVAL FROM COTR. PROVIDE ACTIVE MEANS TO PREVENT AIRBORNE DUST FROM DISPERSING INTO THE ATMOSPHERE. WATER MIST WORK SURFACES TO CONTROL DUST WHILE CUTTING. WIPE WORK SURFACE WITH DISINFECTANT. CONTAIN CONSTRUCTION WASTE BEFORE TRANSPORT IN TIGHTLY COVERED CONTAINERS. ALL CEILING TILES REMOVED FOR CONDUIT INSTALLATION SHALL BE REPLACED AT THE END OF EVERY WORK SHIFT IN ORDER TO MAINTAIN THE SMOKE BARRIER. USE A HEPA VACUUM ON EVERY TILE BEFORE REINSTALLATION. ONLY ONE CEILING TILE CAN BE REMOVED AT A TIME FOR CABLE/CONDUIT INSTALLATION. WET MOP AND/OR VACUUM WITH HEPA FILTERED VACUUM AT THE END OF EVERY WORK SHIFT.

SHEET NOTES:

1. REMOVE EXISTING BULLETIN BOARD.
2. REINFORCE WALL WITH ADDITIONAL BACKING. WORK TO BE DONE AFTER NORMAL OPERATING HOURS. SCHEDULE IN ADVANCE WITH COTR.
3. INSTALL ONE DUPLEX, HOSPITAL GRADE OUTLET (110v), CEILING MOUNTED. DUPLEX AND CONDUIT TO BE SURFACE MOUNTED.
4. INSTALL ONE CAT5E DATA CONNECTION (2-PORT) TO BE SURFACE MOUNTED, GROUND LEVEL. NEAREST TELEPHONE CLOSET IS ROOM 25, BLDG. 24 (APPROXIMATELY 25').
5. CONTRACTOR TO OBTAIN PENETRATION PERMITS AS REQUIRED FOR ANY CORE DRILLS THROUGH FIRE/SMOKE WALLS. ALL PENETRATIONS THROUGH FIRE/SMOKE WALLS MUST BE PROPERLY SEALED, UTILIZING APPROVED FIRE STOPPING SYSTEMS.



1 BLDG. 24 2ND FLOOR  
AS-12 SCALE: 3/8" = 1'-0"

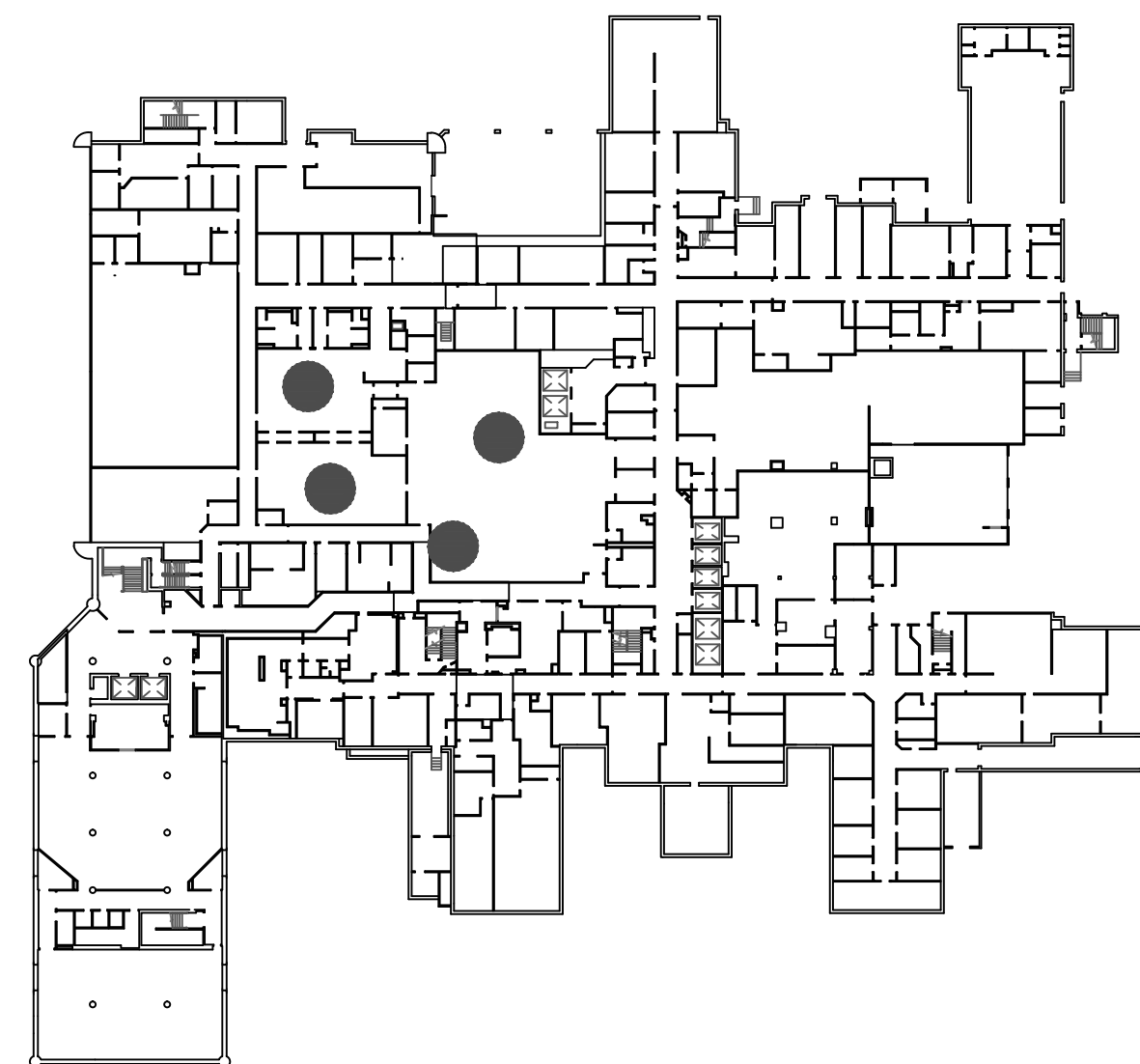
TAV	100% DOCUMENTS (Revised)	04.13.12
TAV	100% DOCUMENTS	01.20.12
TAV	95% DOCUMENTS	12.22.11
By	Revisions	Date

GENERAL NOTES:  
1. SCALED DIMENSIONS & ARCHITECTURAL FEATURES MAY NOT BE CORRECT.  
2. CONTRACTORS & A/E's ARE RESPONSIBLE TO FIELD VERIFY ALL DIMENSIONS WITHIN THE PROJECT AREA.

DEPARTMENT OF VETERANS AFFAIRS  
MEDICAL CENTER  
1055 Clermont Street  
Denver, Colorado, 80220

Drawing Title BLDG. 24 2ND FLOOR PLAN		Project Title ELECTRONIC MESSAGING SITE PREP		Date 4/13/2012
Approved: Service Chief	Drawn TAV	Building Number 24	Title Block By ska	Project No. 554-12-802
Approved: Section Chief	Checked	Wing NA	DRAWING No AS-12(R)	Dwg 13 Of 16

Department of Veterans Affairs

**INFECTION CONTROL RISK ASSESSMENT:**

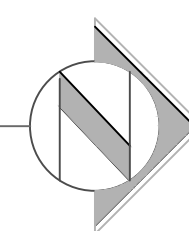
## HIGH RISK:

NO WORK SHALL COMMENCE WITHOUT PRIOR SCHEDULING AND APPROVAL FROM COTR AND INFECTION CONTROL REPRESENTATIVE. USE OF A PORTABLE POP-UP CONTAINMENT UNIT IS REQUIRED. PLACE 24" X 30" DUST MATS AT ENTRANCE AND EXIT OF WORK AREA. ALL PERSONNEL ARE REQUIRED TO WEAR CLOTH OR PAPER COVERALLS AND SHOE COVERS IN AREA OF CONSTRUCTION. NEW SHOE COVERS SHALL BE USED EVERY TIME A WORKER ENTERS THE CONSTRUCTION AREA. PROVIDE PORTABLE AIR SCRUBBER(S) WITH HEPA FILTRATION TO MAINTAIN NEGATIVE AIR PRESSURE WITHIN THE CONSTRUCTION AREA. DISCHARGE AIR ABOVE THE CEILING WHEN WINDOW ACCESS IS NOT AVAILABLE. CONTAIN ALL DEBRIS ASSOCIATED WITH CONSTRUCTION IN SEALED BAGS OR SEALED CONTAINERS PRIOR TO REMOVING FROM CONSTRUCTION AREA. ALL CEILING TILES REMOVED SHALL BE REPLACED AT THE END OF EVERY WORK SHIFT TO MAINTAIN SMOKE BARRIER. USE A HEPA VACUUM ON EVERY TILE BEFORE REINSTALLATION. WET MOP AND VACUUM WITH HEPA FILTERED VACUUM AT THE END OF WORK SHIFT. CLEAN AREA THOROUGHLY BEFORE COMPLETION. CLEAN TEMPORARY BARRIERS AND REMOVE CAREFULLY TO MINIMIZE THE SPREAD OF DIRT AND DEBRIS.

### SHEET NOTES:

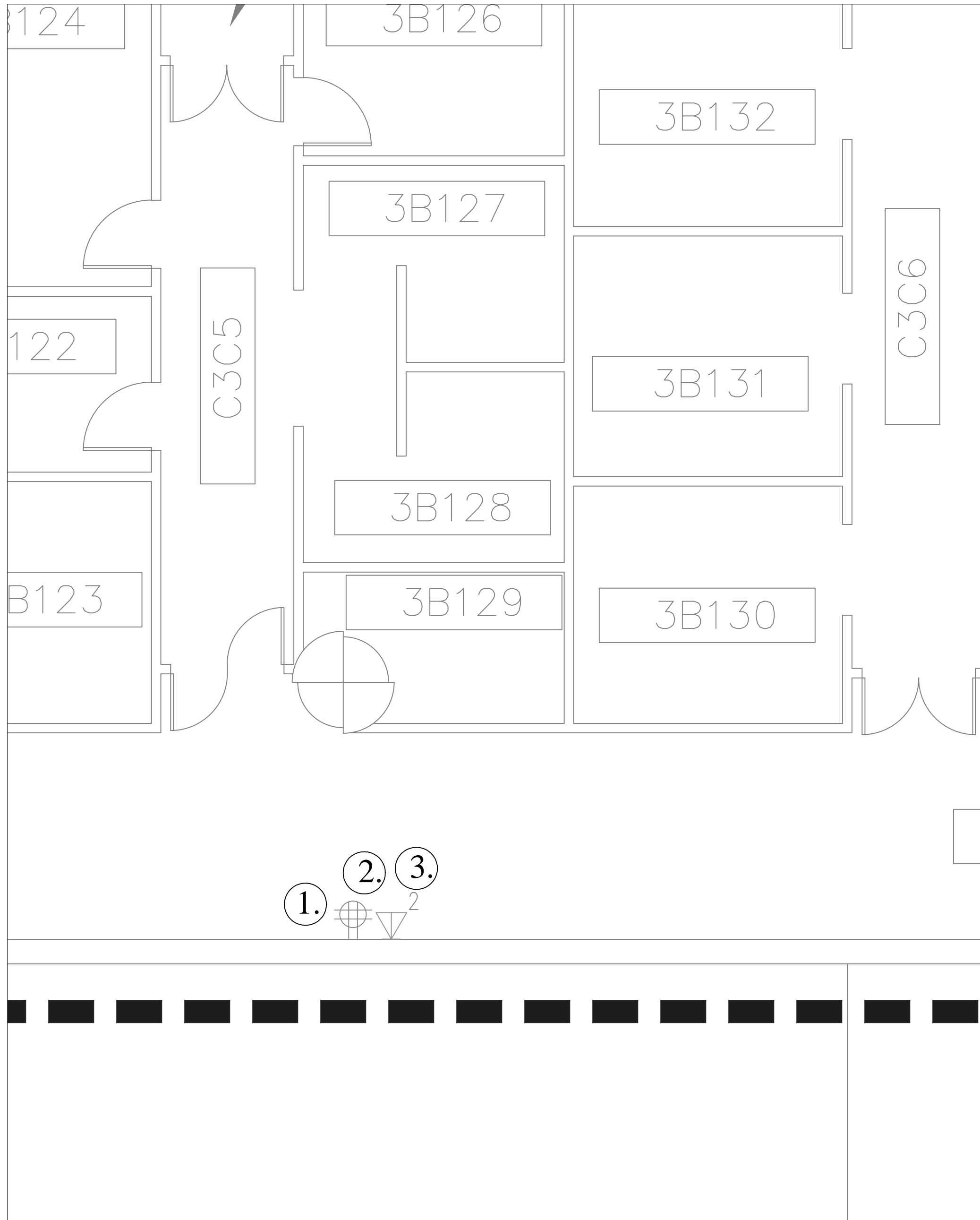
- ① INSTALL ONE HOSPITAL GRADE QUAD OUTLET (110v). OUTLET AND CONDUIT TO BE SURFACE MOUNTED.
- ② INSTALL ONE DUPLEX, HOSPITAL GRADE OUTLET (110v). OUTLET AND CONDUIT TO BE SURFACE MOUNTED.
- ③ INSTALL ONE CAT5E DATA CONNECTION (2-PORT) TO BE SURFACE MOUNTED. NEAREST TELEPHONE CLOSET IS BC-126G (APPROXIMATELY 135').
- ④ INSTALL ONE CAT5E DATA CONNECTION (6-PORT) TO BE SURFACE MOUNTED. NEAREST TELEPHONE CLOSET IS BC-126G (APPROXIMATELY 135').
- ⑤ CONTRACTOR TO OBTAIN PENETRATION PERMITS AS REQUIRED FOR ANY CORE DRILLS THROUGH FIRE/SMOKE WALLS. ALL PENETRATIONS THROUGH FIRE/SMOKE WALLS MUST BE PROPERLY SEALED UTILIZING APPROVED FIRE STOPPING SYSTEMS.

1 SPS  
ES-01 SCALE: 3/16" = 1'-0"

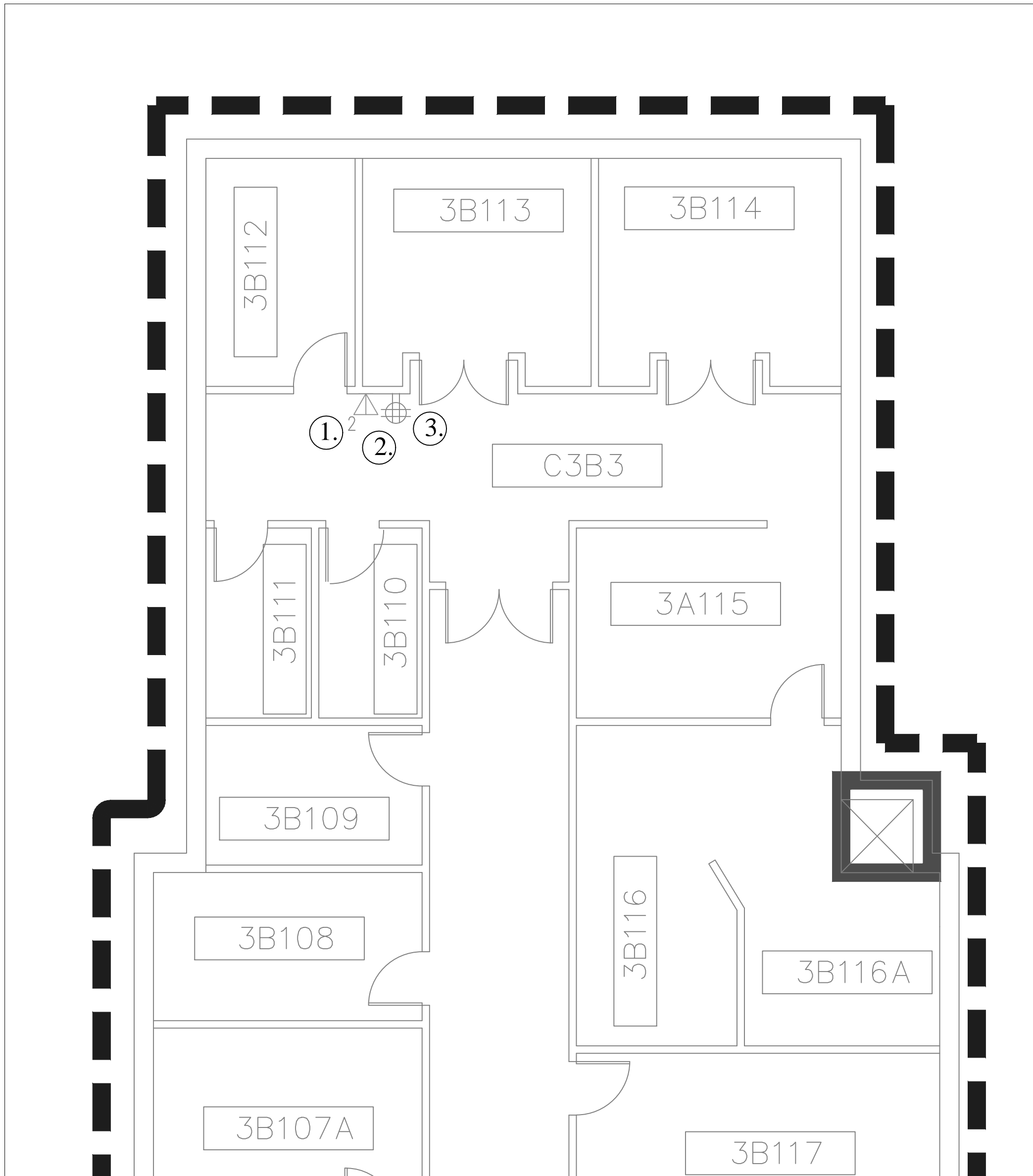


DEPARTMENT OF VETERANS AFFAIRS  
MEDICAL CENTER  
1055 Clermont Street  
Denver, Colorado, 80220

Drawing Title		Project Title		Date	Department of Veterans Affairs
SPS FLOOR PLAN		ELECTRONIC MESSAGING SITE PREP		4/13/2012	
				Project No. 554-12-802	
Approved: Service Chief		Drawn TAV	Building Number 1	Title Block By <i>ska</i>	
Approved: Section Chief		Checked	Wing A	DRAWING No. ES-01 Dwg 14 Of 16	

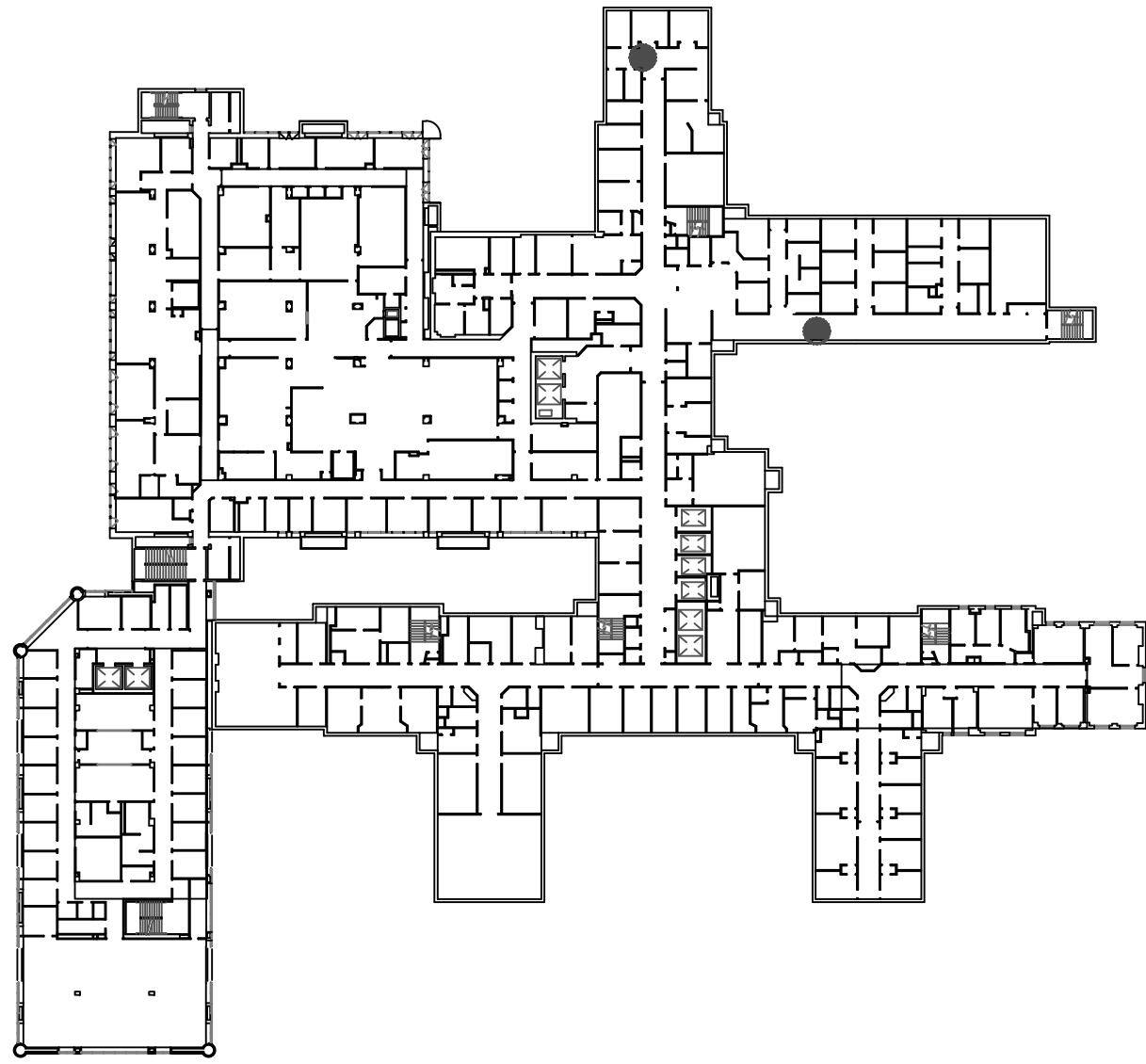


2 DENTAL OPERATORY  
ES-02 SCALE: 1/4" = 1'-0"



1 DENTAL SURGERY  
ES-02 SCALE: 3/16" = 1'-0"

FLOOR PLAN:



INFECTION CONTROL RISK ASSESSMENT:

MEDIUM RISK:

NO WORK SHALL COMMENCE WITHOUT PRIOR SCHEDULING AND APPROVAL FROM COTR. PROVIDE ACTIVE MEANS TO PREVENT AIRBORNE DUST FROM DISPERSING INTO THE ATMOSPHERE. WATER MIST WORK SURFACES TO CONTROL DUST WHILE CUTTING. WIPE WORK SURFACE WITH DISINFECTANT. CONTAIN CONSTRUCTION WASTE BEFORE TRANSPORT IN TIGHTLY COVERED CONTAINERS. ALL CEILING TILES REMOVED FOR CONDUIT INSTALLATION SHALL BE REPLACED AT THE END OF EVERY WORK SHIFT IN ORDER TO MAINTAIN THE SMOKE BARRIER. USE A HEPA VACUUM ON EVERY TILE BEFORE REINSTALLATION. ONLY ONE CEILING TILE CAN BE REMOVED AT A TIME FOR CABLE/CONDUIT INSTALLATION. WET MOP AND/OR VACUUM WITH HEPA FILTERED VACUUM AT THE END OF EVERY WORK SHIFT.

SHEET NOTES:

1. INSTALL ONE HOSPITAL GRADE QUAD OUTLET (110v). OUTLET AND CONDUIT TO BE SURFACE MOUNTED. COORDINATE EXACT LOCATION WITH COTR.
2. INSTALL ONE CAT5E DATA CONNECTION (2-PORT) TO BE SURFACE MOUNTED. NEAREST TELEPHONE CLOSET IS 3B-120 (APPROXIMATELY 75', 50'). COORDINATE EXACT LOCATION WITH COTR.
3. CONTRACTOR TO OBTAIN PENETRATION PERMITS AS REQUIRED FOR ANY CORE DRILLS THROUGH FIRE/SMOKE WALLS. ALL PENETRATIONS THROUGH FIRE/SMOKE WALLS MUST BE PROPERLY SEALED UTILIZING APPROVED FIRE STOPPING SYSTEMS.

GENERAL NOTES:  
1. SCALED DIMENSIONS & ARCHITECTURAL FEATURES MAY NOT BE CORRECT.  
2. CONTRACTORS & A/E's ARE RESPONSIBLE TO FIELD VERIFY ALL DIMENSIONS WITHIN THE PROJECT AREA.

DEPARTMENT OF VETERANS AFFAIRS  
MEDICAL CENTER  
1055 Clermont Street  
Denver, Colorado, 80220

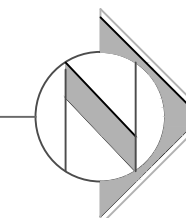
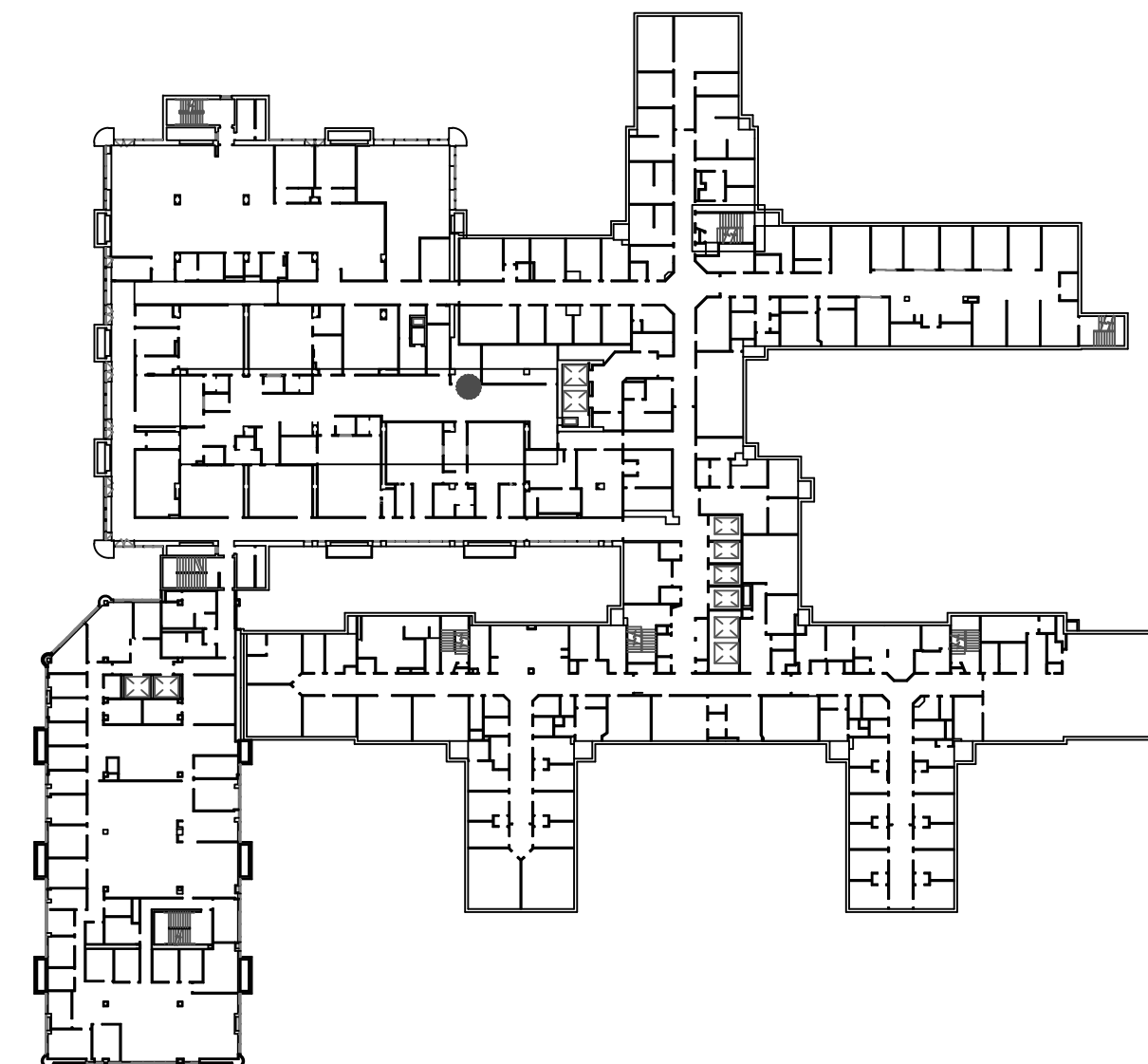
Drawing Title		Project Title		Date	
DENTAL FLOOR PLAN		ELECTRONIC MESSAGING SITE PREP		4/13/2012	
Approved: Service Chief		Drawn TAV	Building Number 1	Title Block By ska	DRAWING No ES-02
Approved: Section Chief		Checked	Wing B,C		Dwg 15 Of 16

TAV	100% DOCUMENTS	4.13.12
TAV	95% DOCUMENTS	4.12.12
By	Revisions	Date

Department of Veterans Affairs



1  
ES-03

**FLOOR PLAN:****INFECTION CONTROL RISK ASSESSMENT:**

## HIGH RISK:

NO WORK SHALL COMMENCE WITHOUT PRIOR SCHEDULING AND APPROVAL FROM COTR AND INFECTION CONTROL REPRESENTATIVE. USE OF A PORTABLE POP-UP CONTAINMENT UNIT IS REQUIRED. PLACE 24" X 30" DUST MATS AT ENTRANCE AND EXIT OF WORK AREA. ALL PERSONNEL ARE REQUIRED TO WEAR CLOTH OR PAPER COVERALLS AND SHOE COVERS IN AREA OF CONSTRUCTION. NEW SHOE COVERS SHALL BE USED EVERY TIME A WORKER ENTERS THE CONSTRUCTION AREA. PROVIDE PORTABLE AIR SCRUBBER(S) WITH HEPA FILTRATION TO MAINTAIN NEGATIVE AIR PRESSURE WITHIN THE CONSTRUCTION AREA. DISCHARGE AIR ABOVE THE CEILING WHEN WINDOW ACCESS IS NOT AVAILABLE. CONTAIN ALL DEBRIS ASSOCIATED WITH CONSTRUCTION IN SEALED BAGS OR SEALED CONTAINERS PRIOR TO REMOVING FROM CONSTRUCTION AREA. ALL CEILING TILES REMOVED SHALL BE REPLACED AT THE END OF EVERY WORK SHIFT TO MAINTAIN SMOKE BARRIER. USE A HEPA VACUUM ON EVERY TILE BEFORE REINSTALLATION. WET MOP AND VACUUM WITH HEPA FILTERED VACUUM AT THE END OF WORK SHIFT. CLEAN AREA THOROUGHLY BEFORE COMPLETION. CLEAN TEMPORARY BARRIERS AND REMOVE CAREFULLY TO MINIMIZE THE SPREAD OF DIRT AND DEBRIS.

**SHEET NOTES:**

- ①INSTALL ONE HOSPITAL GRADE QUAD OUTLET (110v). OUTLET AND CONDUIT TO BE SURFACE MOUNTED.
- ②INSTALL ONE CAT5E DATA CONNECTION (2-PORT) TO BE SURFACE MOUNTED. NEAREST TELEPHONE CLOSET IS 4C-154A (APPROXIMATELY 90').
- ③CONTRACTOR TO OBTAIN PENETRATION PERMITS AS REQUIRED FOR ANY CORE DRILLS THROUGH FIRE/SMOKE WALLS. ALL PENETRATIONS THROUGH FIRE/SMOKE WALLS MUST BE PROPERLY SEALED UTILIZING APPROVED FIRE STOPPING SYSTEMS.

TAV	100% DOCUMENTS	4.13.12
TAV	95% DOCUMENTS	4.12.12
By	Revisions	Date

GENERAL NOTES:

**GENERAL NOTES:**

1. SCALED DIMENSIONS & ARCHITECTURAL FEATURES MAY NOT BE CORRECT.
2. CONTRACTORS & A/E's ARE RESPONSIBLE TO FIELD VERIFY ALL DIMENSIONS WITHIN THE PROJECT AREA.

DEPARTMENT OF VETERANS AFFAIRS  
MEDICAL CENTER  
1055 Clermont Street  
Denver, Colorado, 80220

Drawing Title  OR FLOOR PLAN		Project Title  ELECTRONIC MESSAGING SITE PREP		Date 4/13/2012	Department of Veterans Affairs
				Project No. 554-12-802	
Approved: Service Chief	Drawn TAV	Building Number 1	Title Block By <i>ska</i>	DRAWING No  ES-03	
Approved: Section Chief	Checked	Wing A		Dwg 16 Of 16	