

# REPLACE ROOF

## B-34

PROJECT NO. 528A6-17-609

V.A. MEDICAL CENTER

BATH, NEW YORK 14810

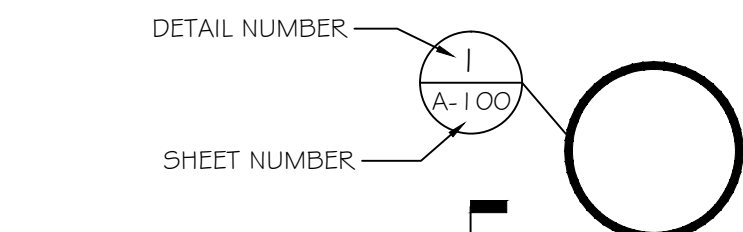
### LIST OF DRAWINGS

DRAWING NO.	SYMBOL	SHEET	TITLE
VAMC-528A6-1763	T-1	1 OF 2	COVER SHEET
VAMC-528A6-1763	A-1	2 OF 2	ROOF PLANS, DETAILS & NOTES

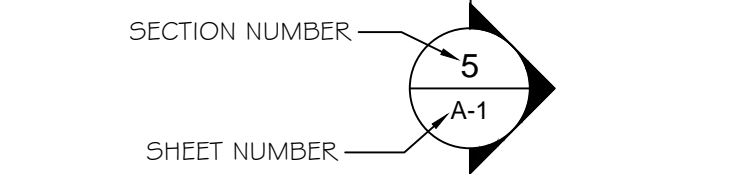
### ABBREVIATIONS AND SYMBOLS

AB	ANCHOR BOLT	EA	EACH	MAT	MATERIAL	T	TOILET
AC	AIR CONDITIONING	EL	ELEVATION	MAX	MAXIMUM	T/	TOP OF
ACT	ACOUSTICAL CEILING TILE	ELEC	ELECTRIC	MECH	MECHANICAL	TH	THICK/ THICKNESS
ADDL	ADDITIONAL	ELEV	ELEVATION	MFR	MANUFACTURER	T&G	TONGUE & GROOVE
ADJ	ADJUSTABLE	EQ	EQUAL	MH	MAN HOLE	TOP	TOP OF
APP	ABOVE FINISH FLOOR	EW	EACH WAY	MIN.	MINIMUM	TOS	TOP OF STEEL
ALT	ALTERNATE	EXT	EXTERIOR	MO	MASONRY OPENING	TOW	TOP OF WALL
AL	ALUMINUM	EXG	EXISTING	MTL	METAL	TYP	TYPICAL
ARCH	ARCHITECTURAL						
ASPH	ASPHALT						
		FBGL	FIBERGLASS	NIC	NOT IN CONTRACT	UNO	UNLESS NOTED OTHERWISE
		FD	FLOOR DRAIN	NTS	NOT TO SCALE		
BI	BOTTOM of	FFE	FINISH FLOOR ELEVATION				
BD	BOARD	FIN	FIN	OC	ON CENTER	VB	VAPOR BARRIER
BL	BUILDING LINE	FLR	FLOOR	OHD	OVERHEAD DOOR	VCT	VINYL COMPOSITION TILE
BLDG	BUILDING	FNDR	FOUNDATION	OPNG	OPENING	VERT	VERTICAL
BLK	BLOCK	FR	FIREPLACE				
BLKG	BLOCKING	FR	FAMILY ROOM	PL	PLATE		
BP	BEARING PLATE	FTG	FOOTING	PSF	POUNDS PER SQUARE FOOT	W	WIDE/ WIDTH
BR	BEDROOM			PSI	POUNDS PER SQUARE INCH	W/	WITH
BSMT	BASEMENT	GC	GENERAL CONTRACTOR	PT (D)	PAINT (ED)	WC	WATER CLOSET
BTWN	BETWEEN	GL	GLASS	PVD	PLYWOOD	WD	WOOD
BRG	BEARING	G&N	GLUE and NAIL	RA	RETURN AIR	WIND	WINDOW
		GWB	GYPSUM WALL BOARD	RD	ROOF DRAIN	WWM	WELDED WIRE MESH
		GP	GYPSUM	REF	REFERENCE		
CB	CATCH BASIN	H	HIGH	REINF	REINFORCING		
CC	CENTER TO CENTER	HC	HOLLOW CORE	REQD	REQUIRED		
CDM	CEMENT	HDR	HEADER	RH	RIGHT HAND		
CG	CORNER GUARD	HDW	HARDWARE	RM	ROOM		
CJ	CONSTRUCTION JOINT or CONTROL JOINT	HGT	HEIGHT	RO	ROUGH OPENING		
CLS	CEILING	HM	HOLLOW METAL	RS	ROUGH SAWN		
CMU	CONCRETE MASONRY UNIT	HORZ	HORIZONTAL	SC	SOLID CORE		
COL	COLUMN	H.P.	HIGH POINT	SCWD	SOLID CORE WOOD DOOR		
COMP	COMPACT(ED)	H.R.	HANDRAIL	SD	SMOKE DETECTOR		
CONC	CONCRETE	HW	HOT WATER	SF	SQUARE FEET		
CONST	CONSTRUCTION	INS	INSULATION	SFLR	SUB-FLOOR		
CONT	CONTINUOUS	INT	INTERIOR	SIM	SIMILAR		
COORD	COORDINATE	JAN.	JANITORIAL	SOG	SLAB-ON-GRADE		
CPT	CARPET	JST	JOIST	SPEC	SPECIFICATIONS		
CRS	COURSE	JT	JOINT	STL	STEEL		
CT	CERAMIC TILE	K	KITCHEN	STR	STRUCTURAL		
				SV	SHEET VINYL FLOORING		
DBL	DEEP/ DEPTH						
DET	DETAIL						
DF	DOUGLAS FIR						
DIA	DIAMETER						
DIM	DIMENSION						
DTL	DETAIL						
DW	DISHWASHER						
DWG	DRAWING						

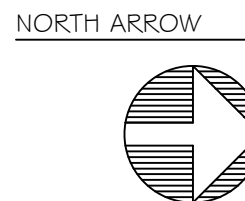
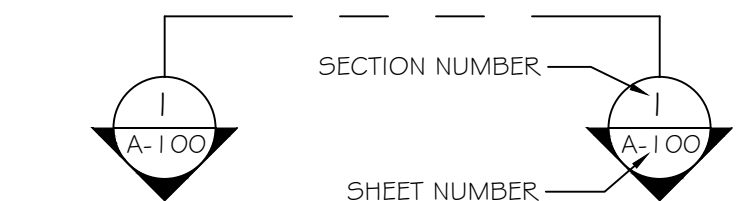
#### DETAIL MARKER



#### SECTION MARKER

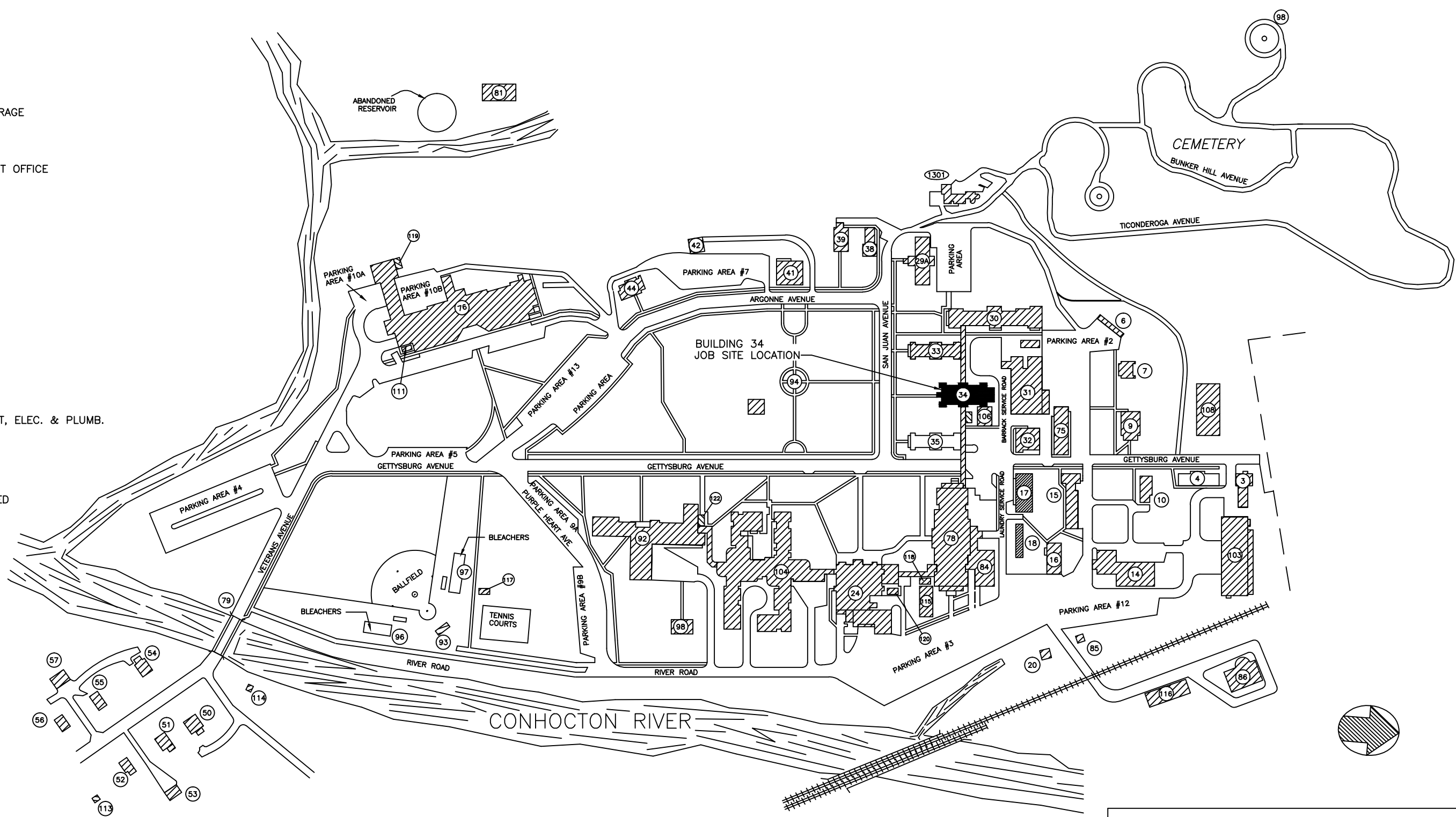


#### BUILDING SECTION MARKER



### BUILDING SCHEDULE

3	EQUIPMENT STORAGE
4	LUMBER SHED
5	EIGHT CAR GARAGE
6	TEMPORARY HOUSING
7	ENGINEERING OFFICE
10	QUARTERS
14	QUARTERS
15	QUARTERS
16	QUARTERS
17	QUARTERS
18	QUARTERS
20	QUARTERS
24	QUARTERS
29A	QUARTERS
30	QUARTERS
31	QUARTERS
32	QUARTERS
33	QUARTERS
34	QUARTERS
35	QUARTERS
36	QUARTERS
37	QUARTERS
38	QUARTERS
39	QUARTERS
40	QUARTERS
41	QUARTERS
42	QUARTERS
43	QUARTERS
44	QUARTERS
45	QUARTERS
46	QUARTERS
47	QUARTERS
48	QUARTERS
49	QUARTERS
50	QUARTERS
51	QUARTERS
52	QUARTERS
53	QUARTERS
54	QUARTERS
55	QUARTERS
56	QUARTERS
57	QUARTERS
58	QUARTERS
59	QUARTERS
60	QUARTERS
61	QUARTERS
62	QUARTERS
63	QUARTERS
64	QUARTERS
65	QUARTERS
66	QUARTERS
67	QUARTERS
68	QUARTERS
69	QUARTERS
70	QUARTERS
71	QUARTERS
72	QUARTERS
73	QUARTERS
74	QUARTERS
75	QUARTERS
76	QUARTERS
77	QUARTERS
78	QUARTERS
79	QUARTERS
80	QUARTERS
81	QUARTERS
82	QUARTERS
83	QUARTERS
84	QUARTERS
85	QUARTERS
86	QUARTERS
87	QUARTERS
88	QUARTERS
89	QUARTERS
90	QUARTERS
91	QUARTERS
92	QUARTERS
93	QUARTERS
94	QUARTERS
95	QUARTERS
96	QUARTERS
97	QUARTERS
98	QUARTERS
99	QUARTERS
100	QUARTERS
101	QUARTERS
102	QUARTERS
103	QUARTERS
104	QUARTERS
105	QUARTERS
106	QUARTERS
107	QUARTERS
108	QUARTERS
109	QUARTERS
110	QUARTERS
111	QUARTERS
112	QUARTERS
113	QUARTERS
114	QUARTERS
115	QUARTERS
116	QUARTERS
117	QUARTERS
118	QUARTERS
119	QUARTERS
120	QUARTERS
121	QUARTERS
122	QUARTERS
123	QUARTERS
124	QUARTERS
125	QUARTERS
126	QUARTERS
127	QUARTERS
128	QUARTERS
129	QUARTERS
130	QUARTERS
131	QUARTERS



#### SITE PLAN

NOT TO SCALE

VETERANS ADMINISTRATION MEDICAL CENTER  
BATH, NEW YORK

STATION PLOT PLAN

ALL WORK TO BE IN ACCORDANCE WITH  
N.F.P.A., NATIONAL, STATE AND CITY  
CODES & O.S.H.A.

Approved: A.F.G.E. Date

Approved: Interior Designer Date

Approved: Infection Control Mgr. Date

Approved: Chief Security Date

Approved: Info. Sys. Date

Approved: Service Line Mgr Date

Approved: Fire Chief Date

Approved: M&R Foreman Date

Approved: Industrial Hygienist Date

Approved: Careline Manager Date

Drawing Title

COVER SHEET

Drawing File Number:

Approved:Project Section Mgr. Date

Approved: Medical Center Director Date

Project Title  
REPLACE ROOF  
B-34

Building No.  
B34

Location  
BATH, NEW YORK

Checked

Drawn

Date  
01-02-17

Project No.  
528A6-17-609

DRAWING NO.  
VAMC-528A6-1763

T-1  
Dwg. 1 Of 2

Revisions

Date