


Revisions:	Date

CONSULTANTS:



ARCHITECT/ENGINEERS:

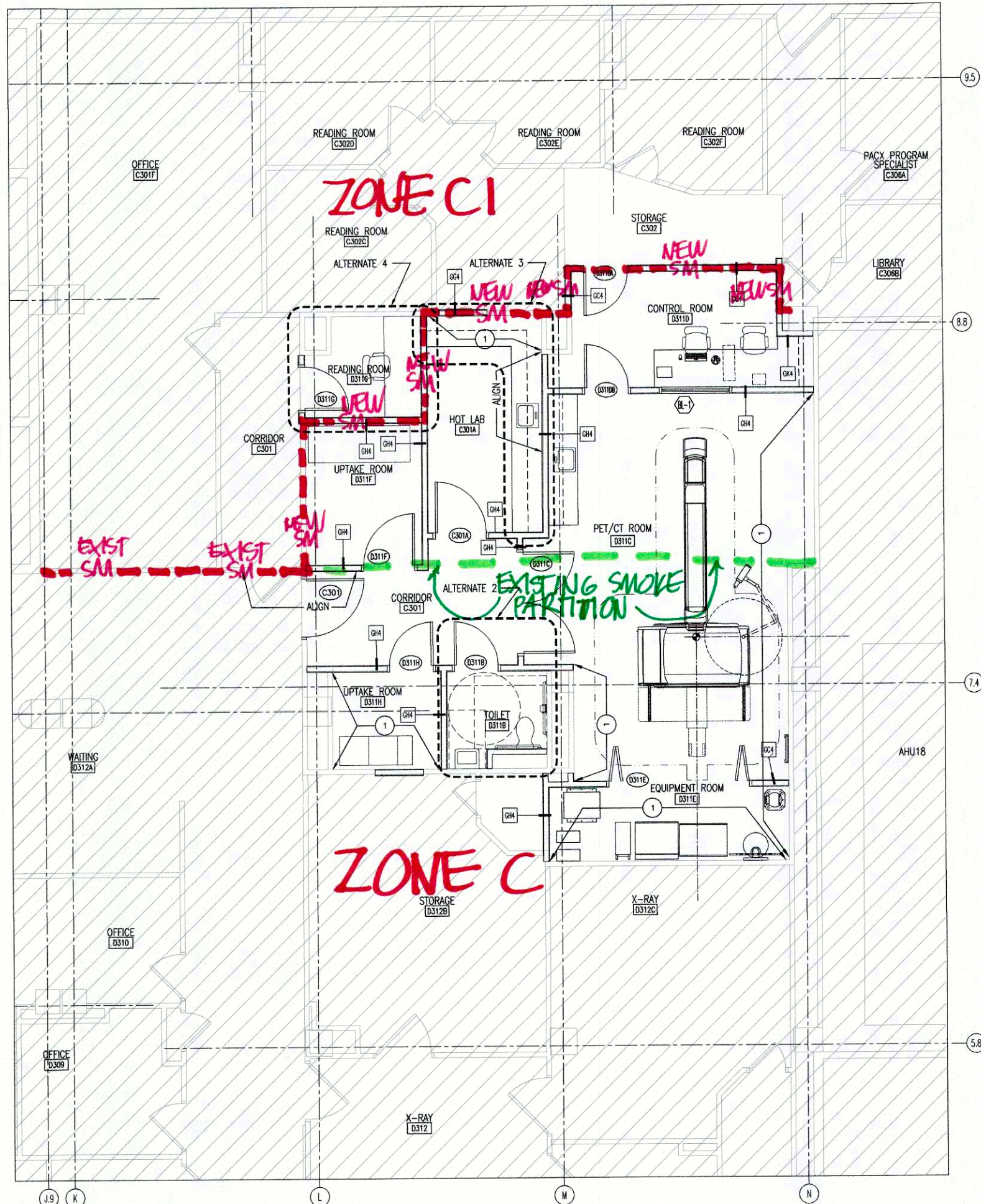
590 MEANS ST NW, SUITE 200, ATLANTA, GA 30318

Drawing Title:
PARTIAL THIRD FLOOR PLAN AND ROOM FINISH SCHEDULE
Approved: Project Director

Project Title:
SITE PREP. FOR PET/CT INSTALLATION
MIAMI VA MEDICAL CENTER
Location:
MIAMI, FL
Date:
09-16-2015
Checked:
DN
Drawn:
SJ

Project Number:
546-CSI-113
Building Number:
-
Drawing Number:
A101
Dwg. XX of XX
OFFICE OF CONSTRUCTION AND FACILITIES MANAGEMENT
Department of Veterans Affairs

- NOTES:
1. ZONE C EXPANDED BY 570 SF
 2. AREA OF ZONE C INCREASED FROM 9827 SF TO 10,397 SF.
 3. OCCUPANT LOAD = $10,397 \text{ SF} \div 240 = 44$
 4. EXIT WIDTH = $44 \times .2" = 8.8$ REQUIRED



THIRD FLOOR PLAN
A101 1/4" = 1'-0"


GENERAL NOTES

- A. THE CONTRACTOR SHALL VERIFY ALL EXISTING CONDITIONS INCLUDING DIMENSIONS OF INSTALLED CONSTRUCTION PRIOR TO COMMENCING WITH THE WORK. IN THE EVENT THAT ANY DISCREPANCIES BETWEEN THE INDICATED WORK AND EXISTING CONDITIONS ARE DISCOVERED, THE CONTRACTOR SHALL NOTIFY THE COTR FOR INTERPRETATION AND DIRECTION PRIOR TO PROCEEDING WITH THE WORK.
- B. CONTRACTOR SHALL MAINTAIN ALL FIRE-RATED ASSEMBLIES WITHIN THE PROJECT AREA DURING PERFORMANCE OF THE WORK.
- C. CONTRACTOR SHALL PROVIDE AND MAINTAIN ALL REQUIRED FIRE-RATED ASSEMBLIES AND EXITS REQUIRED FOR EGRESS WITHIN AND ADJACENT TO THE PROJECT AREA DURING PERFORMANCE OF THE WORK.
- D. CONTRACTOR SHALL PROTECT ALL SITE AND BUILDING AREAS SUBJECT TO PROJECT-RELATED VEHICULAR TRAFFIC AND CONSTRUCTION WORK.
- E. COORDINATE WORK INDICATED ON THIS DRAWING WITH FIRE PROTECTION, PLUMBING, MECHANICAL, AND ELECTRICAL SYSTEMS INDICATED BY THOSE RESPECTIVE DOCUMENTS.
- F. COORDINATE WORK WITH EQUIPMENT SUPPLIER/INSTALLER CONTRACTED SEPARATELY WITH THE OWNER.
- G. PATCH EXISTING; RETAINED CONSTRUCTION ADJACENT TO NEW WORK.

FLOOR PLAN KEYNOTES

1. INSTALL LEAD SHIELDING ON EXISTING WALL AS INDICATED AND SPECIFIED.

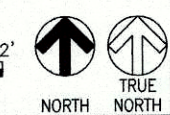
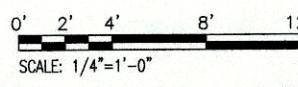
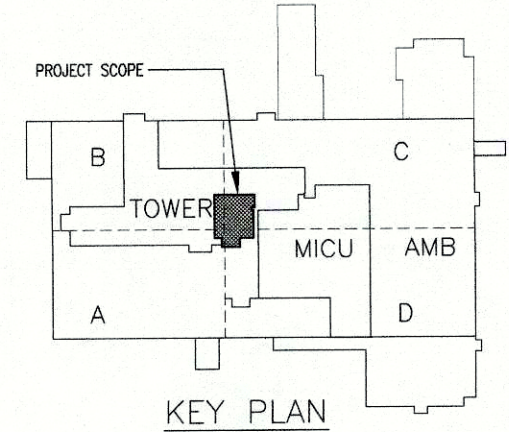
FLOOR PLAN LEGEND



ROOM FINISH SCHEDULE

ROOM NO.	ROOM NAME	FLOOR	BASE	WALLS				CEILING		REMARKS
				N	E	S	W	MATL	HEIGHT	
C301	CORRIDOR	WSF	WSF	P-1	P-1	P-1	P-1	ACT	8'-0"	--
C301A	HOT LAB	WSF	WSF	P-1	P-1	P-1	P-1	ACT	8'-0"	--
D311B	TOILET	CT	CT	CT/P-1	CT/P-1	CT	CT/P-1	GWB/P-1	8'-0"	--
D311C	PET/CT ROOM	WSF	WSF	P-2	P-1	P-1	P-1	ACT	8'-0"	--
D311D	CONTROL ROOM	WSF	WSF	P-1	P-1	P-1	P-1	ACT	7'-6"	--
D311E	EQUIPMENT ROOM	WSF	WSF	P-1	P-1	P-1	P-1	ACT	8'-0"	--
D311F	UPTAKE ROOM	WSF	WSF	P-2	P-1	P-1	P-1	ACT	8'-0"	--
D311G	READING ROOM	CPT	RB	P-1	P-1	P-1	P-1	ACT	8'-0"	--
D311H	UPTAKE ROOM	WSF	WSF	P-2	P-1	P-1	P-1	ACT	8'-0"	--

FINISHES	
WSF:	PROVIDE VINYL SHEET FLOORING WITH INTEGRAL BASE, JOHNSONITE ACCENT WOOD BRUSHED OAK LIGHT #3027.
CT FLOORING:	PROVIDE DALTILE PARKWAY GLAZED FLOOR TILE, GRAY PK 98, 12" X 12" SIZE.
CT WALL TILE:	PROVIDE DALTILE PARKWAY GLAZED FLOOR TILE, GRAY PK 98, 6" X 6" SIZE WITH SPECIFIED TRIM SHAPES.
CPT FLOORING:	PROVIDE MANNINGTON CARPET SELECTED BY VA.
P-1:	PROVIDE FIELD COLOR PAINT. COLOR: SHERWIN WILLIAMS SW 7050 USEFUL GRAY.
P-2:	PROVIDE ACCENT COLOR PAINT. COLOR: SHERWIN WILLIAMS SW 6211 RAINWASHED.
HOLLOW METAL FRAMES:	PROVIDE PAINT COLOR SHERWIN WILLIAMS SW1093 BEIGE SAND.



FINAL SUBMITTAL