

AMENDMENT OF SOLICITATION/MODIFICATION OF CONTRACT		BPA NO.		1. CONTRACT ID CODE		PAGE 1		OF PAGES 7	
2. AMENDMENT/MODIFICATION NUMBER A00005		3. EFFECTIVE DATE 02/07/2017		4. REQUISITION/PURCHASE REQ. NUMBER		5. PROJECT NUMBER (if applicable) 0			
6. ISSUED BY Department of Veterans Affairs Network Contracting Office 8 (NCO 8) 8875 Hidden River Pkwy Suite 525 Tampa FL 33637		CODE Y		7. ADMINISTERED BY (If other than Item 6) Department of Veterans Affairs Network Contracting Office 8 (NCO 8) 8875 Hidden River Pkwy Tampa FL 33637		CODE 00248			
8. NAME AND ADDRESS OF CONTRACTOR (Number, street, county, State and ZIP Code) To all Offerors/Bidders				(X)		9A. AMENDMENT OF SOLICITATION NUMBER VA248-17-Q-0260			
				X		9B. DATED (SEE ITEM 11)			
						10A. MODIFICATION OF CONTRACT/ORDER NUMBER			
						10B. DATED (SEE ITEM 13)			
CODE		FACILITY CODE							
11. THIS ITEM ONLY APPLIES TO AMENDMENTS OF SOLICITATIONS									
<input checked="" type="checkbox"/> The above numbered solicitation is amended as set forth in Item 14. The hour and date specified for receipt of Offers <input type="checkbox"/> is extended, <input checked="" type="checkbox"/> is not extended. Offers must acknowledge receipt of this amendment prior to the hour and date specified in the solicitation or as amended, by one of the following methods: (a) By completing Items 8 and 15, and returning <u>1</u> copies of the amendment; (b) By acknowledging receipt of this amendment on each copy of the offer submitted; or (c) By separate letter or electronic communication which includes a reference to the solicitation and amendment numbers. FAILURE OF YOUR ACKNOWLEDGMENT TO BE RECEIVED AT THE PLACE DESIGNATED FOR THE RECEIPT OF OFFERS PRIOR TO THE HOUR AND DATE SPECIFIED MAY RESULT IN REJECTION OF YOUR OFFER. If by virtue of this amendment you desire to change an offer already submitted, such change may be made by letter or electronic communication, provided each letter or electronic communication makes reference to the solicitation and this amendment, and is received prior to the opening hour and date specified.									
12. ACCOUNTING AND APPROPRIATION DATA (If required)									
13. THIS ITEM APPLIES ONLY TO MODIFICATIONS OF CONTRACTS/ORDERS, IT MODIFIES THE CONTRACT/ORDER NO. AS DESCRIBED IN ITEM 14.									
CHECK ONE	A. THIS CHANGE ORDER IS ISSUED PURSUANT TO: (Specify authority) THE CHANGES SET FORTH IN ITEM 14 ARE MADE IN THE CONTRACT ORDER NO. IN ITEM 10A.								
	B. THE ABOVE NUMBERED CONTRACT/ORDER IS MODIFIED TO REFLECT THE ADMINISTRATIVE CHANGES (such as changes in paying office, appropriation date, etc.) SET FORTH IN ITEM 14, PURSUANT TO THE AUTHORITY OF FAR 43.103(b).								
	C. THIS SUPPLEMENTAL AGREEMENT IS ENTERED INTO PURSUANT TO AUTHORITY OF:								
	D. OTHER (Specify type of modification and authority)								
E. IMPORTANT: Contractor <input type="checkbox"/> is not, <input checked="" type="checkbox"/> is required to sign this document and return <u>1</u> copies to the issuing office.									
14. DESCRIPTION OF AMENDMENT/MODIFICATION (Organized by UCF section headings, including solicitation/contract subject matter where feasible.) THE PURPOSE OF THIS AMENDMENT IS TO INCORPORATE QUESTIONS AND ANSWERS SET #3 (2 PAGES) AND INCORPORATING THE MECHANICAL DRAWINGS (4 PAGES). ALL OTHER TERMS AND CONDITIONS REMAIN UNCHANGED.									
Except as provided herein, all terms and conditions of the document referenced in Item 9A or 10A, as heretofore changed, remains unchanged and in full force and effect.									
15A. NAME AND TITLE OF SIGNER (Type or print)				16A. NAME AND TITLE OF CONTRACTING OFFICER (Type or print) TIFFANY GARFIELD					
15B. CONTRACTOR/OFFEROR _____ (Signature of person authorized to sign)		15C. DATE SIGNED		16B. UNITED STATES OF AMERICA BY _____ (Signature of Contracting Officer)			16C. DATE SIGNED		
PREVIOUS EDITION NOT USABLE									

VA248-17-Q-0260

2-7-2017

**Mold Remediation of Laboratory Administration Offices
VA Medical Center Orlando, Lake Nona**

Questions and Answers Set #3

1. There are two different carpet types called out. One in the RFI clarifications (Interface, page 3, item 8) and one in the new statement of work (Bolyu, Scope, item o) of Amendment A00003. Please clarify.

Mill: Bolyu; Style: Flourish carpet tile; Color: Outdoor Hobby. The cove base and paint shall match existing.

2. Please clarify response 14c in Amendment A00003. Can you provide an estimated square footage? How are contractors supposed to propose on an unknown? Given (drywall around these supply air registers) areas are not to exceed 100sq ft without prior approval of the CO.

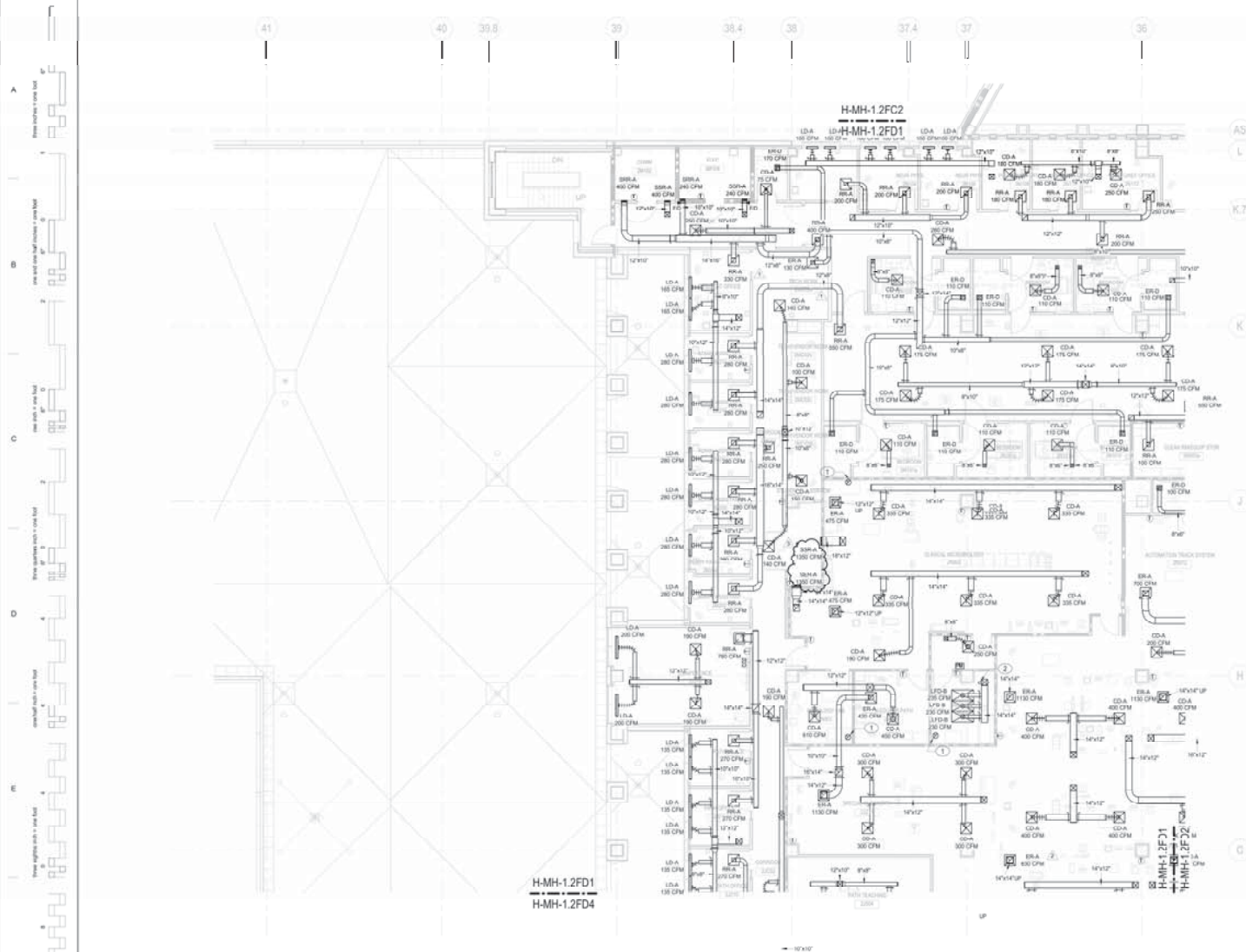
3. The new SOW does not mention acoustical tiles, please clarify. If needed existing tiles will be replaced by the using agency (OVAMC)

4. At one of the site visits the VA said that they would provide the mechanical prints so we can estimate the amount of ductwork there is. If you don't include mechanical drawings there is no way for any company to give you a true estimate on how long it will take to perform.
Please see attached Mechanical Drawings.

5. In reference to the Q&A responses provided in Amendment #4, question #4 where the question was asked "What is the scope for cleaning the AHU?" The response was given to clean "all ductwork leading up to AHU 14."
 - a. Will the VA provide a layout of the ductwork associated with AHU#14 so that we can properly price this requirement? Mechanical Drawings already provided
 - b. In a previous RFI response, the requirement was to include cleaning of the air handling unit (#14). Is this still the requirement? NO

6. In reference to the Q&A responses provided in Amendment #4, question #14c where the question was asked “If the drywall around these supply air registers is removed, the entire ceiling cavity will become exposed and the fire-resistant spray foam on the underside of the deck above would need to be abated and re-applied as it would be impossible to clean the spray foam. Is this the intent of the SOW; please clarify?” The response was given “YES”.
- a. The requirement is to remove drywall around 4’ x 6” supply air duct in all the rooms with visible mold. Mold was not visible at the supply air registers during the time of the site visits. Will the VA concur with this statement? **YES**
 - b. If mold becomes visible at the time of contract, please concur that this would be considered a “change in conditions”? **YES**
 - c. We respectfully request that this requirement (remove drywall around 4’ x 6” supply air duct in all the rooms with visible mold) be removed from the SOW as:
 - i. Mold was not visible at the supply registers during the site visit.
 - ii. The scope and cost to clean and abate the ceiling cavity would far exceed the cost of the remaining work defined in the SOW.


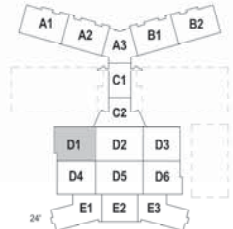
Will the VA remove this requirement from the SOW? **NO**

**GENERAL NOTES**

- 1 FOR CONTINUATION UP, SEE H-MH-1.2ND1.

DRAWING NOTES

- 1) CONNECT ROUND 12" EXHAUST DUCT TO WOOD
- 2) MINIMIZE SILENT HIGH ISOLATION DAMPER



KEY PLAN
AREA D, ZONE 1

BUILDING IS FULLY SPRINKLERED

△ No.	Description	Date
1	AMENDMENT	09/06/10
2	CPR 220	02/05/2012
3	CPR 271	01/23/2013

CONSULTANTS:

Professional Seals:



ARCHITECT/ENGINEERS:

RLF ELLERBE BECKETT
A JOINT VENTURE
145 Lincoln Avenue
Walter Park, Florida 32789
407 447-1534

Drawing Title
**HOSPITAL/CLINIC
LEVEL 2, AREA D, ZONE 1
DUCTWORK PLAN**

Approved: Project Director

Michael A. Beckett

Project Title
**A NEW HOSPITAL FOR
VAMC ORLANDO, FLORIDA**

Location
Orlando, Florida

Date
04 JUNE, 2010

Checked
PGJ

Drawn
EB/RLF

Project Number
073.850

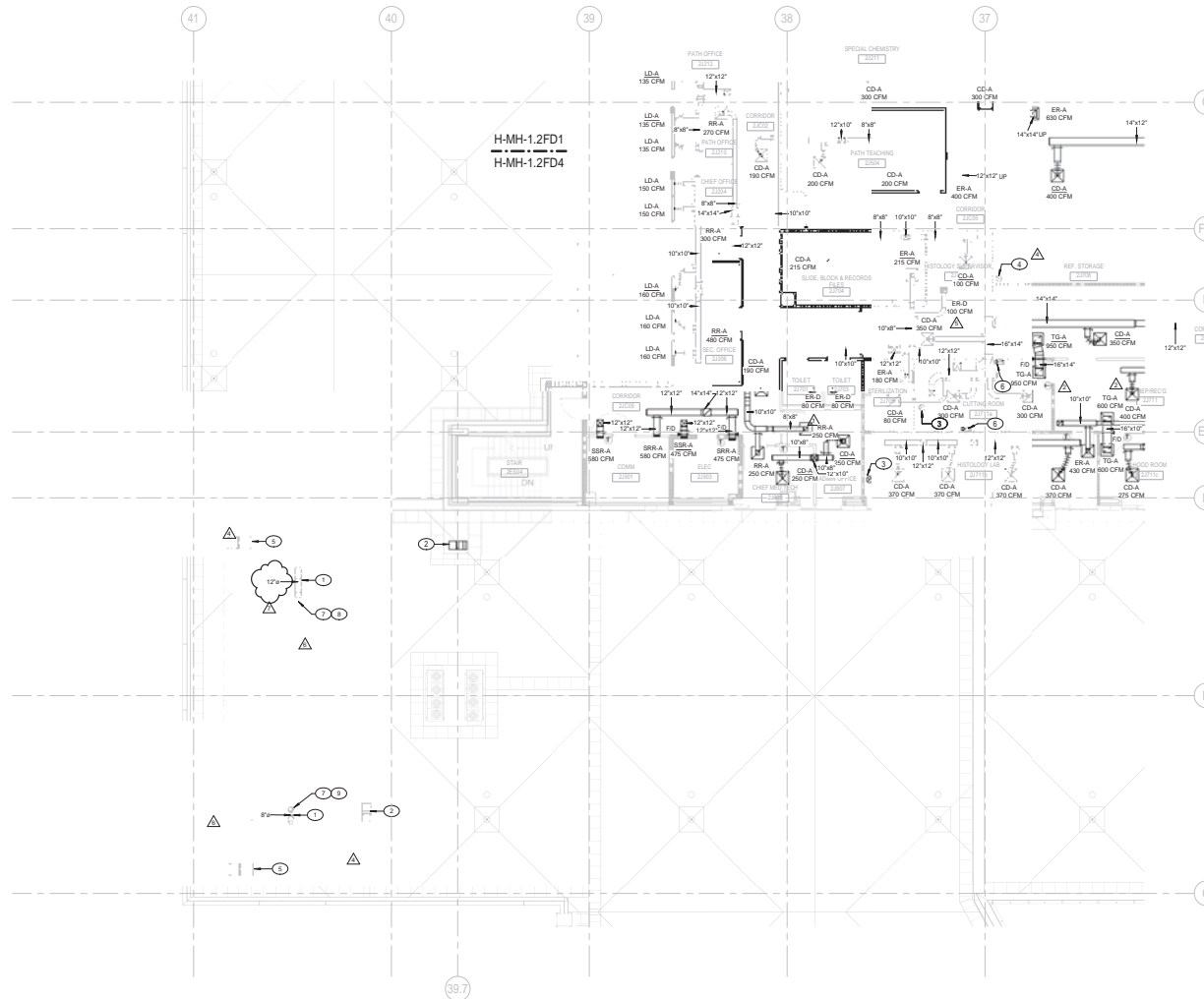
Building Number
01 AND 02

Drawing Number
H-MH1.2FD1

Dep. 2285 of 4322

OFFICE OF
FACILITIES
MANAGEMENT



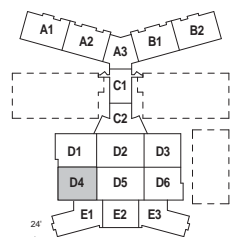


GENERAL NOTES

1 FOR CONTINUATION UP, SEE H-MH-1.2ND4.

DRAWING NOTES

1. QUENCH VENT PIPE FROM MRI SYSTEM TO TERMINATE ON ROOF WITH GOOSE NECK. QUENCH VENT PIPE SHALL BE ALL WELDED 18 GAUGE STAINLESS STEEL DUCT. SEE SPECIFICATION SECTION 2307.1 FOR INSULATION REQUIREMENTS AND REFER TO PHILIPS SD VASC-019 FOR QUENCH PIPE AND VENT HEIGHT REQUIREMENTS.
2. 18"x4" EXHAUST DUCT TO TERMINATE ON ROOF WITH GOOSE NECK. PROVIDE BIRD SCREEN AT THE DUCT OPENING.
3. CONNECT ROUND 12" EXHAUST DUCT TO WOOD.
4. 12" UPK.
5. 24"x6" RELIEF DUCT WITH BACKDRAFT DAMPER. PROVIDE GOOSENECK WITH INSECT/BIRD SCREEN.
6. CONNECT 14"x6" EXHAUST/180 CFM DUCT TO GROSSING STATION.
7. PROVIDE SCREEN AT QUENCH VENT TERMINATION. SCREEN SHALL BE 18"x10" 1/2" AND 24"x6" 1/2" INCHES.
8. EXIST OUTLET SHALL BE FLARE OPEN TO 18".
9. EXIST OUTLET SHALL BE FLARE OPEN TO 12".



0 4' 8' 16' 24'
1/8" = 1'-0" GRAPHIC SCALE

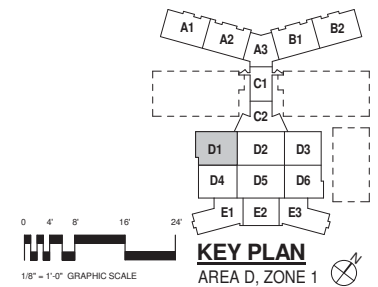
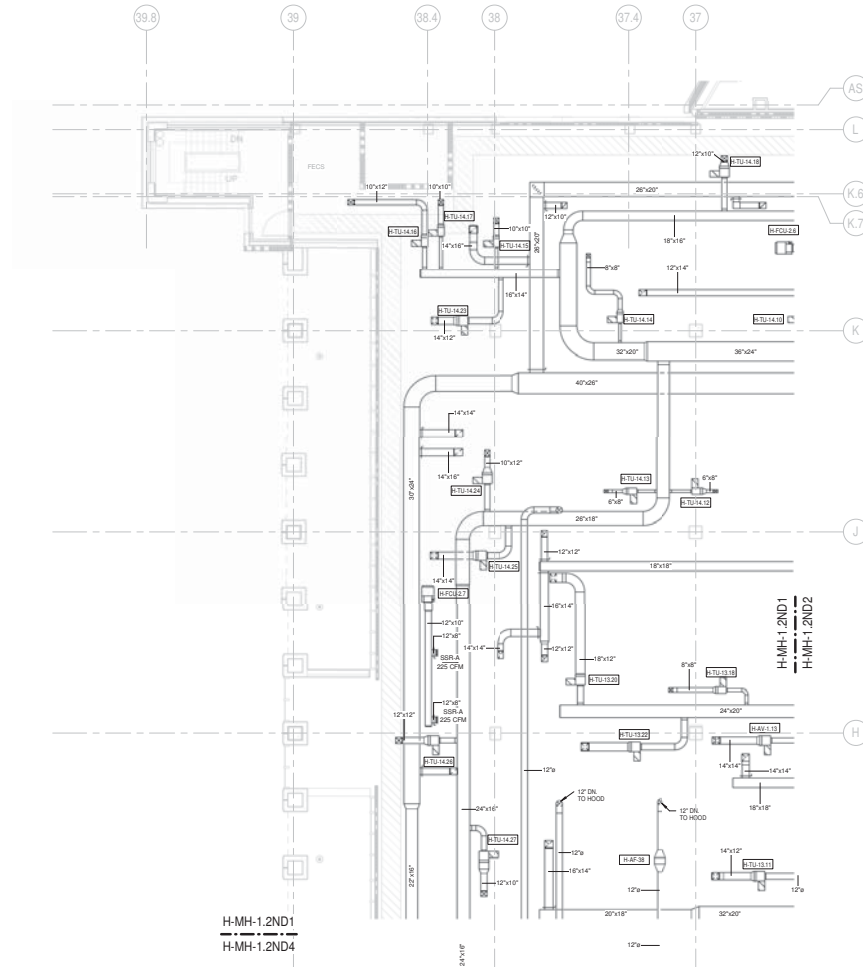
KEY PLAN
AREA D, ZONE 4

BUILDING IS FULLY SPRINKLERED

Δ No.	Description	Date	CONSULTANTS:	Professional Seals:	ARCHITECT/ENGINEERS:	Drawing Title	Project Title	Project Number	Office of Facilities Management
1	AMENDMENT	09/04/10				HOSPITAL/CLINIC LEVEL 2, AREA D, ZONE 4 DUCTWORK PLAN	A NEW HOSPITAL FOR VAMC ORLANDO, FLORIDA	675-950	OFFICE OF FACILITIES MANAGEMENT
2	CPR 128	08/04/2011						Bidding Number 01 AND 02	
3	CPR 130	08/25/2011						Drawing Number H-MH-1.2FD4	
4	CPR 122	09/16/2011							
5	CPR 220	02/06/2012							
6	CPR 236	03/09/2012							
7	CPR 404	07/15/2013							

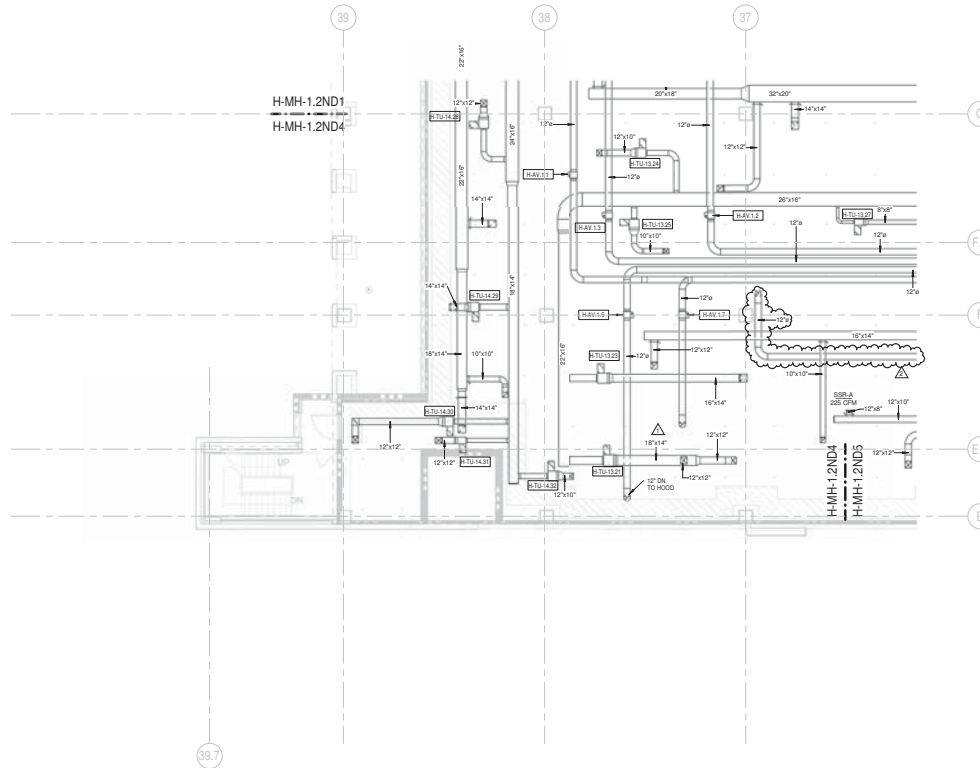
GENERAL NOTES

- 1 PROVIDE WIRE MESH OVER RETURN AIR OPENING OF ALL FAN COIL UNITS.



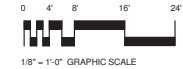
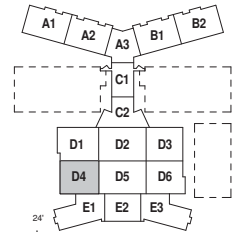
BUILDING IS FULLY SPRINKLERED

△ No.	Description	Date	CONSULTANTS:	Professional Seals:	ARCHITECT/ENGINEERS:	Drawing Title	Project Title	Project Number	Office of Facilities Management
						HOSPITAL/CLINIC LEVEL 2, AREA D, ZONE 1 INTERSTITIAL DUCTWORK PLAN	A NEW HOSPITAL FOR VAMC ORLANDO, FLORIDA	675-950	OFFICE OF FACILITIES MANAGEMENT
						Approved Project Director	Location Orlando, Florida	Bidding Number 01 AND 02	
						<i>Melan Arickie</i>	Date 04 JUNE, 2010	Checked PGJ	Department of Veterans Affairs
							Drawn EB / RLF	Dwg. Number H-MH1.2ND1	
								Dwg. Date 2304 of 4322	



GENERAL NOTES

1. PROVIDE WIRE MESH OVER RETURN AIR OPENING OF ALL FAN COIL UNITS.



KEY PLAN
AREA D, ZONE 4

BUILDING IS FULLY SPRINKLERED

△ No.	Description	Date
1	CPR 128	08/04/2011
2	CPR 122	09/16/2011

CONSULTANTS:

Professional Seals:



ARCHITECT/ENGINEERS:



Drawing Title:
HOSPITAL/CLINIC
LEVEL 2, AREA D, ZONE 4
INTERSTITIAL DUCTWORK PLAN

Approved Project Director:
Milan Stokic

Project Title:
A NEW HOSPITAL FOR
VAMC ORLANDO, FLORIDA

Location:
Orlando, Florida

Date:
04 JUNE 2010

Checked:
PGJ

Drawn:
EB / RLF

Project Number:
675-950

Building Number:
01 AND 02

Drawing Number:
H-MH1.2ND4

OFFICE OF
FACILITIES
MANAGEMENT

