



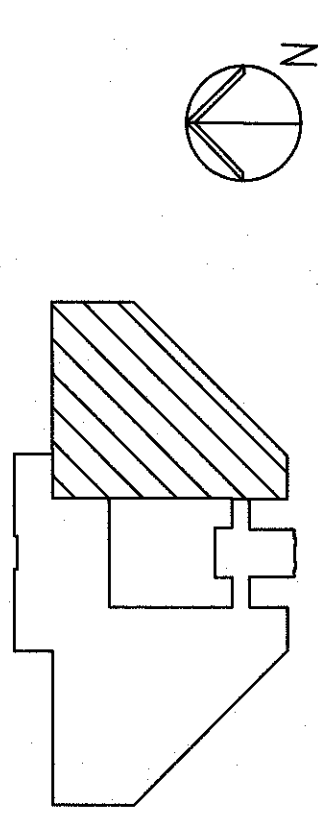
F1 FLOOR PLAN
1/8" = 1'-0"

NOTES

1. REFER TO SHEET 1.A601 FOR FINISH SCHEDULE AND LEGEND.
2. ALL HOLLOW METAL DOOR FRAMES AND TRIM SHALL BE PAINTED TO MATCH WALL COLOR IN SEMI GLOSS.
3. ALL PATIENT CABINETS AND LOCKERS TO BE ELECTROSTATICALLY PAINTED TO MATCH ADJACENT WALL. REFER TO 1.AE101 FOR INFORMATION.
4. ALL WALLS WITHIN SCOPE SHALL BE PAINTED PNT-1, UNLESS NOTED OTHERWISE.
5. DOORS TO BE REFINISHED AND STAINED TO MATCH VMAC STANDARD STAIN.



KEYED NOTES

- 1 PRIME AND PAINT (PNT-4) W/ WALL PROTECTION (WP-1) BELOW. REFER TO F1/1.AE201 FOR ELEVATION.
- 2 PRIME AND PAINT ACCENT WALL, (PNT-2), REFER TO FINISH SCHEDULE AND LEGEND 1.A601.
- 3 PRIME AND PAINT ACCENT WALL, (PNT-3), REFER TO FINISH SCHEDULE AND LEGEND 1.A601.
- 4 PRIME AND PAINT ACCENT WALL, (PNT-4), REFER TO FINISH SCHEDULE AND LEGEND 1.A601.



KEYPLAN - NOT TO SCALE
FULLY SPRINKLERED BUILDING
FINAL CONSTRUCTION DOCUMENTS

ARCHITECT/ENGINEERS:



Drawing Title	PANT PLAN		
Project Title	A/E DESIGN RENOVATE 68		
Project Number	594-12-605	Building Number	1
Location	WEST PALM BEACH VAMC 7305 NORTH MILITARY TRAIL, PALM BEACH, FLORIDA 33409-5400		
Date	03-11-2018	Checked	BYG
		Drawn	DML
Approved Project Director			

Office of Construction and Facilities Management	Drawing Number	1A102
	Project Number	594-12-605
	Building Number	1
	Location	WEST PALM BEACH VAMC
	Date	03-11-2018
	Checked	BYG
	Drawn	DML