

E2 PHASE 2  
1/4" = 1'-0"

E6 PHASE 3  
1/4" = 1'-0"

HATCH BOUNDARY INDICATES LIMITS OF WORK WITHIN EACH PHASE.

GENERAL NOTES:

1. THESE PLANS ARE GENERAL IN NATURE. CONTRACTOR IS RESPONSIBLE FOR REMOVING ALL ITEMS NECESSARY TO ACCOMPLISH WORK. SEE MECHANICAL, ELECTRICAL & PLUMBING DRAWINGS FOR ADDITIONAL WORK.
2. INTERIM LIFE SAFETY MEASURES: THE AREA OF CONSTRUCTION SHALL BE COORDINATED WITH OWNER, INCLUDING BUT NOT LIMITED TO: PROVIDE CONSTRUCTION BARRIERS AS INDICATED. REFER TO ASS01 FOR PARTITION TYPES.
3. PROVIDE CONSTRUCTION BARRIERS AND SPECIFICATIONS FOR ADDITIONAL PHASE 1, 2, & 3 INFORMATION.
4. REFER TO MECHANICAL DRAWINGS AND SPECIFICATIONS FOR ADDITIONAL PHASE 1, 2, & 3 INFORMATION.
5. COORDINATE ALL PHASING, WORK HOURS, AND RELATED WORK WITH OWNER.

SHEET NOTES:

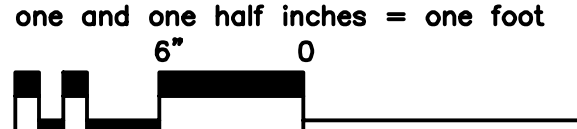
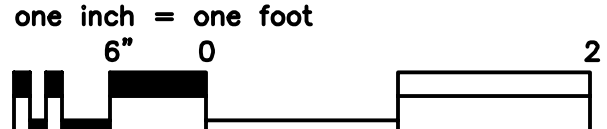
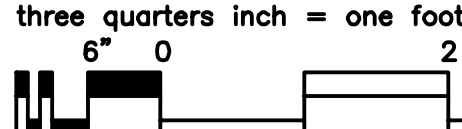
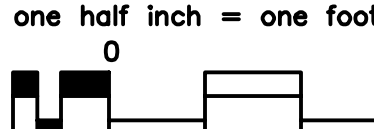
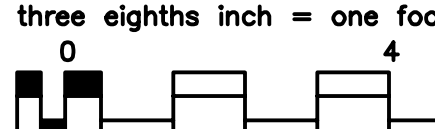
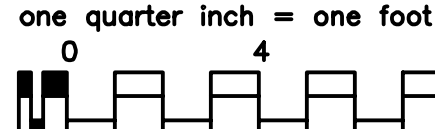
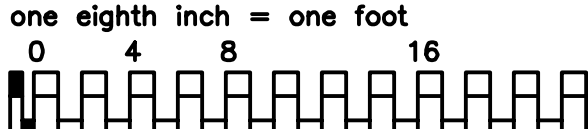
1. PROVIDE CONSTRUCTION BARRIER PER ASS01
2. PROVIDE TEMPORARY PLASTIC SHEET BARRIER AS REQUIRED FOR RENOVATION WORK.
3. CEILING SHALL BE REMOVED AND REPLACED TO ACCOMMODATE SERVICE REPLACEMENT / RENOVATION FOR WASHER RELOCATION AND DUCTWORK.
4. SEE MECHANICAL, PLUMBING, AND ELECTRICAL DRAWINGS FOR ADDITIONAL WORK.
5. CONSTRUCT NEW WALLS AS INDICATED ON AS102.
6. PROVIDE CONSTRUCTION BARRIER DOOR MIN. 36" CLEAR.
7. RELOCATE SERIES 86 WASHER AND UTILITIES PER AF101. REFER TO ENGINEERING DRAWINGS FOR SERVICE REQUIREMENTS.
8. INSTALL FLOOR DRAIN.
9. INSTALL NEW FINISHES PER AF101.
10. INSTALL NEW R.O. WATER SYSTEM. COORDINATE WITH OWNER.
11. PROVIDE PORTABLE COOLERS AND DEHUMIDIFIERS FOR TEMPORARY WORK IN CONTROLLED ENVIRONMENT.
- 12.

LEGEND:

- DEMOWALL
- OWINFL
- NEW GP. WALL
- TEMPORARY CONSTRUCTION BARRIER
- LIGHT FIXTURE
- SUPPLY DIFFUSERS
- EXHAUST DIFFUSERS
- ACCESS PANEL
- SPRINKLER HEAD (CEILING MOUNTED)
- SMOKE DETECTOR (CEILING MOUNTED)
- FLOOR DRAIN
- PARTITION TYPE

100% ISSUED FOR CONSTRUCTION  
COMPLETION ITEM NO. 3

FULLY SPRINKLERED



Revision	Date



Dept. of Veterans Affairs  
Medical Center  
1670 Clairmont Road  
Decatur, Georgia 30033



ARCHITECT/ENGINEERS:

VETERAN ENGINEERING GROUP, INC.  
4411 Suwanee Dam, Ste 230 Suwanee, GA 30024  
Smith Carter ARCHITECTURE ENGINEERING PLANNING  
1123 Zonolite Road, Suite 25, Atlanta, GA 30306

Drawing Title  
PHASE 2 - PHASE 3  
FLOOR PLANS

Approved Project Director

Project Title  
RENOVATION OF EXISTING  
STERILE PROCESSING SERVICE (SPS)

Location  
VAMC, DECATUR, GA

Date  
Feb 24, 2012

Checked  
RH

Drawn  
LK

Project Number  
509-10-113

Building Number  
1

Drawing Number  
AS101

Office of  
Facilities  
Management

Department of  
Veterans Affairs