

NOTE:  
A PRE-INSTALLATION MEETING IS REQUIRED PRIOR TO INSTALLATION OF THE  
PROCEDURE BOOM EQUIPMENT. GENERAL CONTRACTOR, COTR, A/E TEAM, MEDICAL  
GAS SUBCONTRACTOR, ELECTRICAL SUBCONTRACTOR, AND PLUMBING  
SUBCONTRACTOR SHALL ATTEND.

## COORDINATION DRAWINGS

THE MECHANICAL CONTRACTOR SHALL TAKE THE LEAD IN PREPARATION OF COORDINATION DRAWINGS. SUCH DRAWINGS SHALL BE ARRANGED AND DESIGNED THROUGH AND FROM COORDINATION WITH ALL OTHER MAJOR AND MINOR SUBCONTRACTORS AND THE GENERAL CONTRACTOR. PROVIDE PLAN VIEWS, SECTIONS AND ELEVATIONS AS REQUIRED TO FULLY COORDINATE ALL NEW WORK WITH EXISTING CONDITIONS. DRAW TO SCALE (UNLESS OTHERWISE SPECIFIED) ALL MECHANICAL, ELECTRICAL, PIPING, PLUMBING, AND ALL WALL RATINGS; ALL DUCTWORK; ALL AIR DISTRIBUTION; MECHANICAL, ELECTRICAL, MECHANICAL PIPING; FIRE PROTECTION PIPING; ALL PLUMBING PIPING; CABLE TRAYS (WITH ELEVATIONS NOTED); LIGHTING FIXTURES (WHEN CEILING MOUNTED); CEILING GRID AND CEILING HEIGHT; MAJOR BEAMS AND JOISTS (WITH ELEVATIONS MARKED); FIRE ALARM DEVICES AND SPEAKERS (WHERE CEILING MOUNTED); ELECTRICAL CONDUITS LARGER THAN 2-INCH DIAMETER; ELECTRICAL BUSWAY AND REQUIRED CLEARANCES; FIREPROOFING OF ALL MECHANICAL, ELECTRICAL, SYSTEMS; AND PLUMBING. THE LOCATION OF ACCESS TO ABOVE CEILING PIPING, DUCTWORK OR OTHER EQUIPMENT SECTIONS SHALL BE CUT THROUGH AREAS SHOWING MATERIALS AND SYSTEMS OF ALL CONTRACTS. IF THERE ARE ANY OUTSTANDING ISSUES THAT CANNOT BE RESOLVED, CONSULT WITH THE ARCHITECT AND/OR ENGINEER (THROUGH THE VA COTR) FOR GUIDANCE AND MAKE CORRECTIONS IN ACCORDANCE WITH DIRECTIONS GIVEN. IT IS IMPORTANT TO NOTE THAT FABRICATION CANNOT BEGIN UNTIL COORDINATION DRAWINGS HAVE BEEN REVIEWED AND APPROVED BY THE ARCHITECT AND/OR ENGINEER. IF INSTALLATION COMMENCED PRIOR TO APPROVAL, IS TAKEN AT THE CONTRACTORS OWN RISK AND MAY HAVE TO BE MODIFIED, MOVED AND/OR RECONFIGURED AT THE CONTRACTORS COST.

## TYPICAL SYMBOLS

EXISTING WALL, DOOR, WINDOW, MILLWORK, FIXTURE  
OR OTHER FIXTURE OR ASSEMBLY TO BE REMOVED

EXISTING WALL, DOOR, WINDOW, MILLWORK, FIXTURE  
OR OTHER FIXTURE OR ASSEMBLY TO REMAIN

NEW WALL

SMOKE TIGHT WALL

1-HOUR FIRE RATED WALL

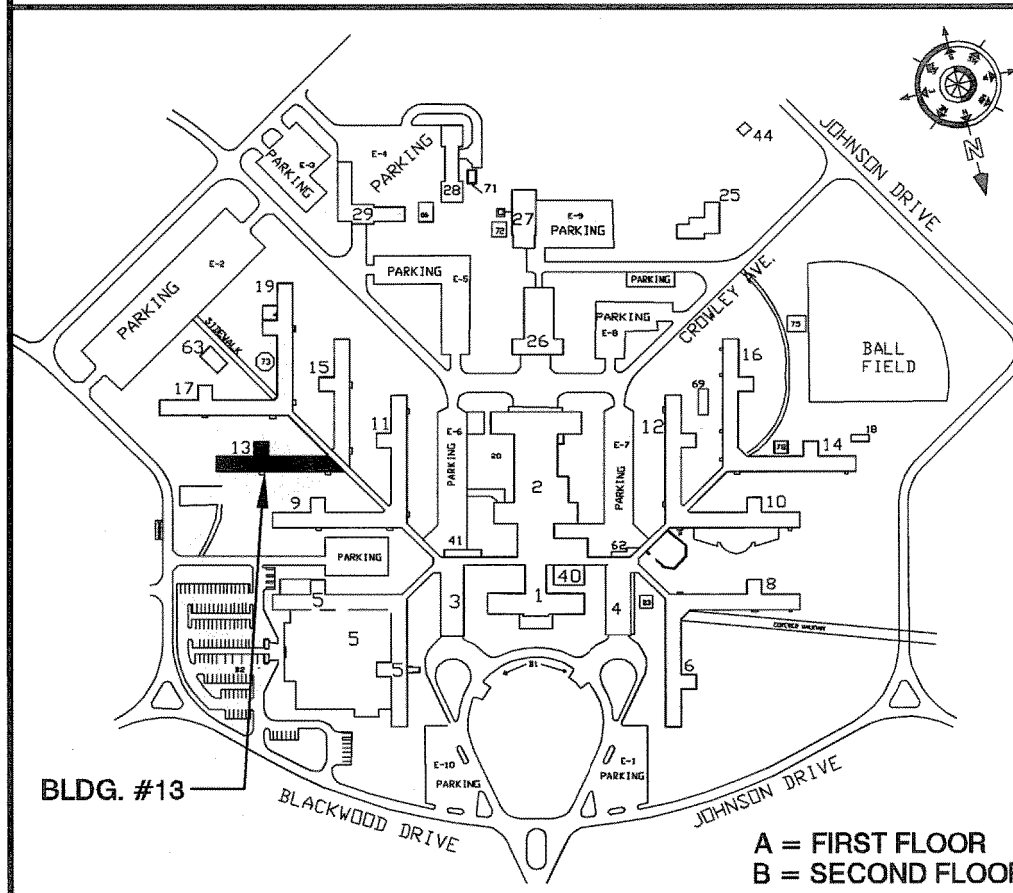
2-HOUR FIRE RATED WALL

1 HOUR FIRE SMOKE RATED WALL


PROJECT LIMITS OF WORK

NO PIPING OR DUCTWORK SHALL BE ROUTED  
THROUGH ELECTRICAL, AND/OR DATA ROOMS.

KEY PLAN

[illegible]

Department of Veterans Affairs  
Medical Center  
1826 Veterans Blvd.  
Dublin, Ga. 31021



SEAL



**Design & Management Solutions for the Built Environment**

151 LOCUST STREET, SUITE #1 P 704.814.1325  
AVONDALE ESTATES, GA 30002 F 704.321.0833

WWW.HSHPC.COM

COPYRIGHT © 2011 HARRELL, SALTRICK & HOPPER, PC  
HSH PROJECT # 10004

Architect/Engineer Address

Recommended Approvals:	
1. MEDICAL DIRECTOR	6. OPERATIONS SERVICE LINE MANAGER
2. ASSOCIATE DIRECTOR	7. INFECTION CONTROL SAFETY MANAGER
3. CHIEF OF STAFF	8. SAFETY MANAGER
4. ASSOC. DIRECTOR	9. GENERAL ENGINEER
5. SERVICE LINE MGRS.	10. COTR

<div style="border: 1px solid black; width: 20px; height: 20px; margin: 5px;"></div>	Drawing Title
	ARCHITECTURAL
	EQUIPMENT FLOOR
	PLAN

**FULLY SPRINKLERED**


Project Title  
**RENOVATE 13A  
FOR ENDOSCOPY SUITE**

Drawn	MJF
-------	-----

	Checked

Building Numb
---------------

	Reviewed

er	AutoCAD File Name
----	-------------------

	Const. Contract No
--	--------------------

Date  
June 10, 2011

Project Number

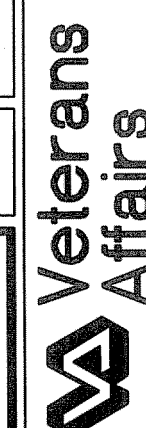
557-10-108

DRAWING No.

A-103

0. ☐ ☐ ☐ ☐ ☐

1



100% SUBMITTAL