

2x4 FLUORESCENT LIGHT FIXTURE

2x2 FLUORESCENT LIGHT FIXTURE

RECESSED CAN LIGHT FIXTURE

CEILING CURTAIN TRACK

PATIENT LIFT (CEILING MOUNTED)

2X2 LAY-IN ACOUSTICAL CEILING TILE

2X2 LAY-IN ACOUSTICAL CEILING TILE WITH NON-ABSORBENT VINYL FINISH

GYPSUM BOARD CEILING AND SOFFIT

PLASTIC LAMINATE SOFFIT, REFER TO CASEWORK SECTION

2x4 LAMINAR FLOW DIFFUSER

SLOT DIFFUSER

HVAC RETURN AIR GRILLE

HVAC SUPPLY AIR DIFFUSER

HVAC EXHAUST GRILLE MOUNTED IN 24"x24" METAL FRAME

ACCESS PANEL

OCCUPANCY SENSOR (DUAL TECHNOLOGY)

EXIT SIGN

SOUND SYSTEM FLUSH MOUNTED CEILING SPEAKER

FIRE ALARM CEILING MOUNTED SMOKE DETECTORS

CEILING HEIGHT TAG - INDICATES HEIGHT OF CEILING

THE MECHANICAL CONTRACTOR SHALL TAKE THE LEAD IN PREPARATION OF COORDINATION DRAWINGS. SUCH DRAWINGS SHALL BE ARRANGED AND DESIGNED THROUGH AN COORDINATION WITH ALL OTHER MAJOR AND MINOR SUBCONTRACTORS AND THE CONTRACTOR. THE CONTRACTOR SHALL BE RESPONSIBLE FOR COORDINATING AND COORDINATE ALL NEW WORK WITH EXISTING AND EXISTING CONDITIONS. DRAW TO (AT LEAST NOT LESS THAN 3/8" = 1'-0"). DRAWINGS SHALL SHOW, BUT NOT BE LIMITED TO: ALL WALL RATINGS; ALL OUTDOOR; ALL AIR DISTRIBUTION; MECHANICAL; ELECTRICAL; MECHANICAL PIPING; FIRE PROTECTION PIPING; ALL PLUMBING PIPING; CABLE TRAYS (WITH ELEVATIONS NOTED); LIGHTING FIXTURES (WHEN CEILING MOUNTED); CELLULAR GLASS INSULATION (WHEN CEILING MOUNTED); FIRE ALARMS AND ALARM DEVICES AND SPEAKERS (WHEN CEILING MOUNTED); ELECTRICAL CONDUIT LARGER THAN 2-INCH DIAMETER; ELECTRICAL SUBSTATION AND REQUIRED CLEARANCES. EQUIPMENT PROVIDED BY OTHERS THAT PROTRUDE INTO CEILING CAVITIES OR IN THE LOCATION OR ACCESS TO ABOVE CEILING PIPING, OUTDOOR OF OTHER AREAS. SECTIONS SHALL BE CUT THROUGH AREAS SHOWING MATERIALS AND SYSTEMS. CONTRACTOR SHALL BE RESPONSIBLE FOR COORDINATING ALL NEW WORK WITH EXISTING CONDITIONS. CONSULT WITH THE ARCHITECT AND/OR ENGINEER (THROUGH THE VA CDDP) FOR GUIDANCE AND MAKE CORRECTIONS IN ACCORDANCE WITH DIRECTIONS GIVEN. IT IS IMPORTANT TO NOTE THAT FABRICATION CANNOT BEGIN UNTIL COORDINATION DRAWINGS HAVE BEEN APPROVED. ANY MATERIAL, EQUIPMENT, SYSTEMS, ETC., PROCUREMENT SCHEDULED COMMENCED PRIOR TO APPROVAL IS TAKEN AT THE CONTRACTOR'S RISK AND MAY HAVE TO BE MODIFIED, MOVED AND/OR RECONFIGURED AT THE CONTRACTOR'S COST.

_____	EXISTING WALL, DOOR, WINDOW,
_____	MILLWORK, FUTURE OR OTHER FIXTURE
_____	OR ASSEMBLY TO BE REMOVED.
=====	EXISTING WALL, DOOR, WINDOW,
=====	MILLWORK, FUTURE OR OTHER FIXTURE
=====	OR ASSEMBLY TO REMAIN.
=====	NEW WALL
=====	SMOKE TIGHT WALL
-----	1-HOUR FIRE RATED WALL
-----	2-HOUR FIRE RATED WALL
-----	1 HOUR FIRE SMOKE RATED WALL
=====	PROJECT LIMITS OF WORK
-----	NO PIPING OR DUCTWORK SHALL BE ROUTED
-----	THROUGH ELECTRICAL AND/OR DATA ROOMS.

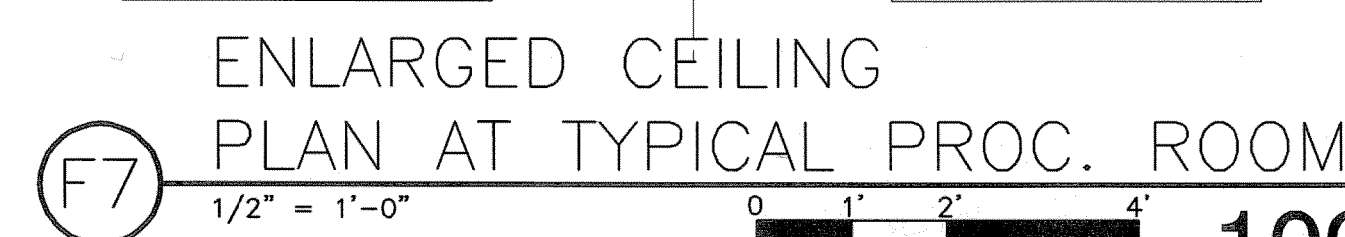
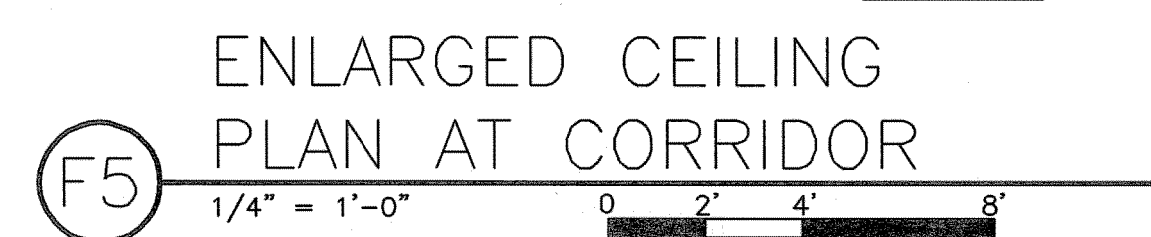
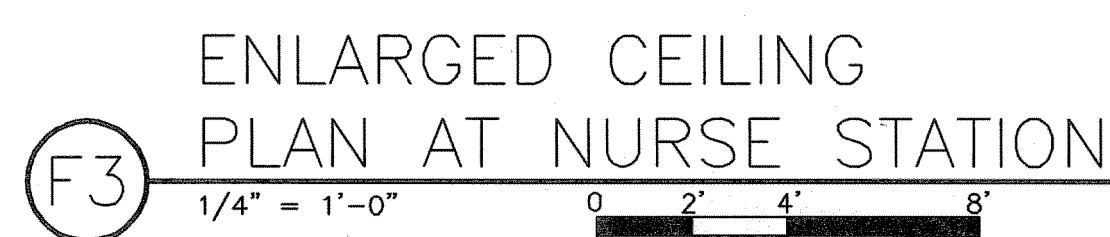
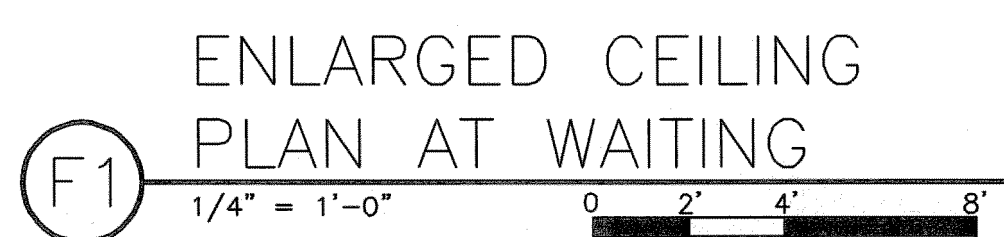
**Bldg. #13**

**BLACKWOOD DRIVE**

**JENSEN DRIVE**

**BALL FIELD**


**A = FIRST**  
**B = SECOND**



## 100% SUBMITTAL



Department of Veterans Affairs  
Medical Center  
1826 Veterans Blvd.  
Dublin, Ga. 31021



SEAL

Architect/Engineer Address

**Harrell,  
Saltrick  
&  
Hopper**

De  
15  
AV

**Design & Management Solutions for the Built Environment**

151 LOCUST STREET, SUITE #1 P 704.814.13  
AVONDALE ESTATES, GA 30002 F 704.321.08

WWW.HSHPC.COM

COPYRIGHT © 2011 HARRELL SALTTRICK & HOPPER, PC  
HSH PROJECT # 10004

1. MEDICAL DIRECTOR	6. OPERATIONS SERVICE LINE MANAGER
2. ASSOCIATE DIRECTOR	7. INFECTION CONTROL SAFETY MANAGER
3. CHIEF OF STAFF	8. SAFETY MANAGER
4. ASSOC. DIRECTOR	9. GENERAL ENGINEER
5. SERVICE LINE MGRS.	10. COTR

Drawing Title	ENLARGED ARCH. REFLECTED CEILING PLANS
---------------	--

## FULLY SPRINKLERED

Project Title	RENOVATE 13A FOR ENDOSCOPY SUITE
---------------	-------------------------------------

Drawn MJF	Building Number	AutoCAD File Name
Checked	Reviewed	Const. Contract No.

Date  
June 10, 2011

Project Number	557-10-108
----------------	------------

DRAWING No.  
**A-105**

