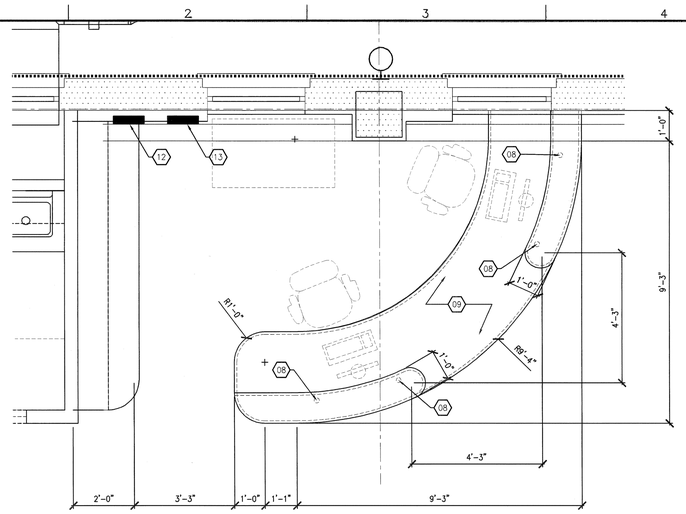

PREP/RECOVERY NURSE STATION ENLARGED PLAN
B1 1/2" = 1'-0"

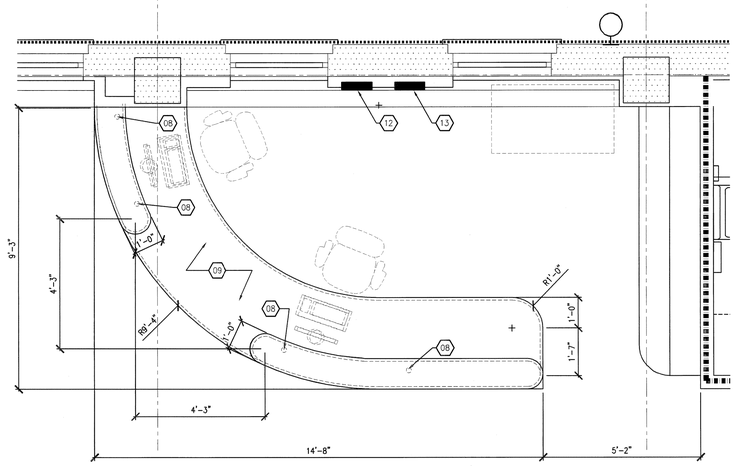

CLINIC NURSE STATION ENLARGED PLAN
B6 1/2" = 1'-0"

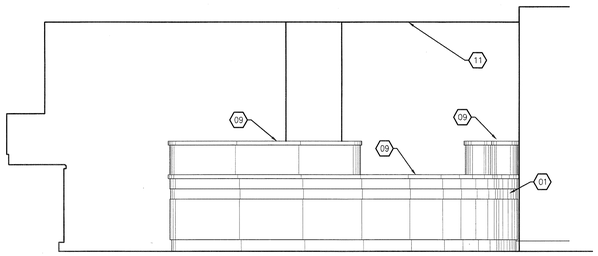

PREP/RECOVERY NURSE STATION ELEVATION
D2 1/2" = 1'-0"

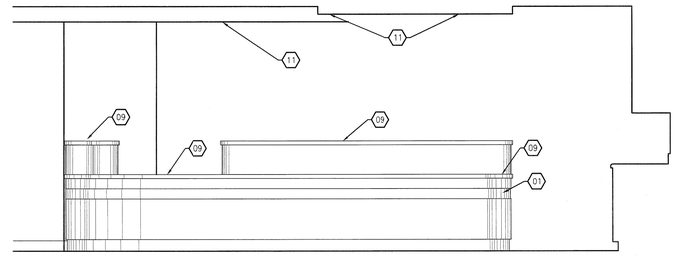

CLINIC NURSE STATION ELEVATION
D6 1/2" = 1'-0"

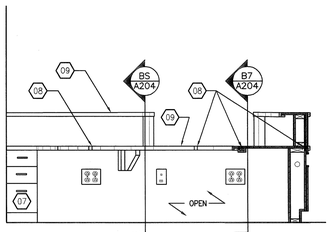

PREP/RECOVERY NURSE STATION ELEVATION
E1 1/2" = 1'-0"

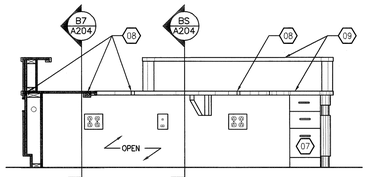

PREP/RECOVERY NURSE STATION ELEVATION
E2 1/2" = 1'-0"

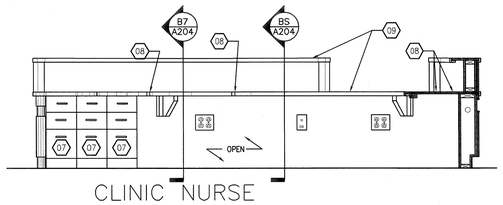

CLINIC NURSE STATION ELEVATION
E5 1/2" = 1'-0"

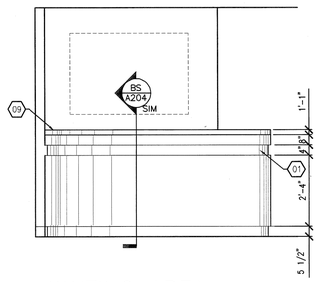

WAITING AREA CASEWORK ELEVATION
E8 1/2" = 1'-0"

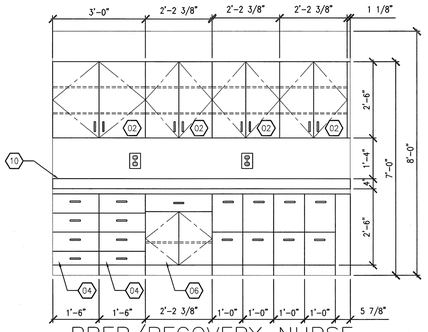

PREP/RECOVERY NURSE STATION ELEVATION
F1 1/2" = 1'-0"

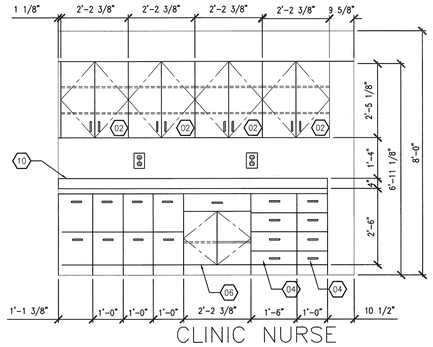

CLINIC NURSE STATION ELEVATION
F5 1/2" = 1'-0"

GENERAL SHEET NOTES

A. ALL EXPOSED EXTERIOR CASEWORK SURFACES TO BE FINISHED WITH SCHEDULED PLASTIC LAMINATE.

B. ALL EXPOSED INTERIOR CASEWORK SURFACES TO BE FINISHED WITH WHITE PLASTIC LAMINATE.

SHEET KEYNOTES (X)

01. PLASTIC LAMINATE REVEAL.
02. DOUBLE DOOR PLASTIC LAMINATE WALL CABINET WITH ADJUSTABLE SHELVES ON RECESSED STANDARDS.
03. PLASTIC LAMINATE BASE CABINET WITH TWO FILE DRAWERS.
04. PLASTIC LAMINATE BASE CABINET WITH FOUR EQUALLY SPACED DRAWERS.
05. SOLID SURFACE COUNTERTOP WITH INTEGRAL BACKSPLASH AND SIDE SPLASHING WHERE APPLICABLE.
06. PLASTIC LAMINATE BASE CABINET WITH DRAWER AND DOUBLE DOORS.
07. PLASTIC LAMINATE BASE CABINET WITH ONE FILE DRAWER AND TWO TOOL DRAWERS.
08. 2" GROMMETS.
09. SOLID SURFACE COUNTERTOP.
10 SOLID SURFACE COUNTERTOP, BACKSPLASH AND SIDE SPLASHES.
11. GYPSUM BOARD SOFFIT. SEE REFLECTED CEILING PLAN.
12. MED GAS ALARM PANEL. REFER TO PLUMBING.
13. ISOLATION ALARM PANEL, REFER TO MECHANICAL.

100% SUBMITTAL

REVISION NO.	REVISION DESCRIPTION	By	Date

Revisions

Department of Veterans Affairs
Medical Center
1826 Veterans Blvd.
Dublin, Ga. 31021

DANIEL C. SALTRICK CERTIFIED ARCHITECT 2367 NORTH CAROLINA CHARLOTTE, NC
SEAL

Architect/Engineer Address
Harrell, Saltrick & Hopper
Design & Management Solutions for the Built Environment
151 LOCUST STREET, SUITE #1
AVONDALE ESTATES, GA 30002
P 704.814.1325
F 704.321.0833
WWW.HSHPC.COM
COPYRIGHT © 2011 HARRELL SALTRICK & HOPPER, PC
HSH PROJECT # 10004

Recommended Approvals:	
1. MEDICAL DIRECTOR	6. OPERATIONS SERVICE LINE MANAGER
2. ASSOCIATE DIRECTOR	7. INFECTION CONTROL SAFETY MANAGER
3. CHIEF OF STAFF	8. SAFETY MANAGER
4. ASSOC. DIRECTOR	9. GENERAL ENGINEER
5. SERVICE LINE MGRS.	10. COTR

Drawing Title: CASEWORK ELEVATIONS

Project Title: RENOVATE 13A FOR ENDOSCOPY SUITE

Date: June 10, 2011

Project Number: 557-10-108

FULLY SPRINKLERED

Drawn	Building Number	AutoCAD File Name
MJF	MJF	
Checked	Reviewed	Const. Contract No.

DRAWING No. A-203

Veterans Affairs