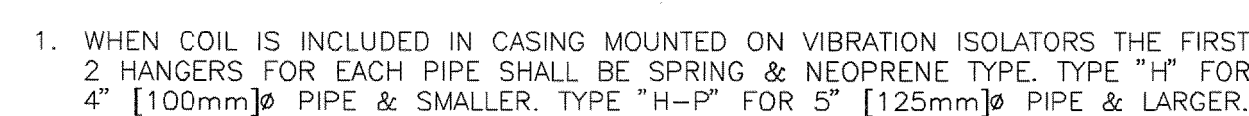
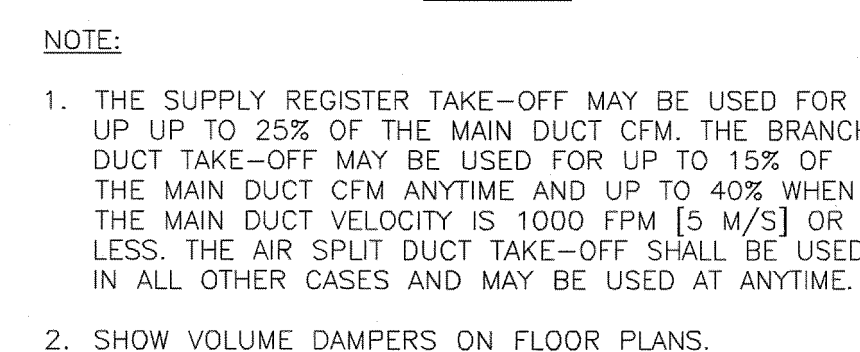


SCALE: NON



1. WHEN COIL IS INCLUDED IN CASING MOUNTED ON VIBRATION ISOLATORS THE FIRST TWO HANGERS FOR EACH PIPE SHALL BE SPRING & NEOPRENE TYPE "H" FOR 4" [100mm] PIPE & SMALLER; TYPE "H-P" FOR 5" [125mm] PIPE & LARGER.
2. PIPING SHALL BE INSTALLED IN SUCH MANNER THAT IT WILL NOT BLOCK THE SERVICE OF FILTERS, VALVES OR EQUIPMENT.
3. A STRAIGHT-THRU MODULATING CONTROL VALVE IS SHOWN BY SOLID PIPING. WHEN CONTROL DIAGRAMS INDICATE A THREE-WAY MODULATING CONTROL VALVE IS REQUIRED, PROVIDE DASHED PIPING ALSO.
4. THE WATER FLOW MEASURING DEVICE MAY BE INSTALLED IN THE SUPPLY PIPING IF THE REQUIRED MINIMUM UPSTREAM AND DOWNSTREAM DIMENSIONS CANNOT BE OBTAINED IN THE RETURN PIPING.

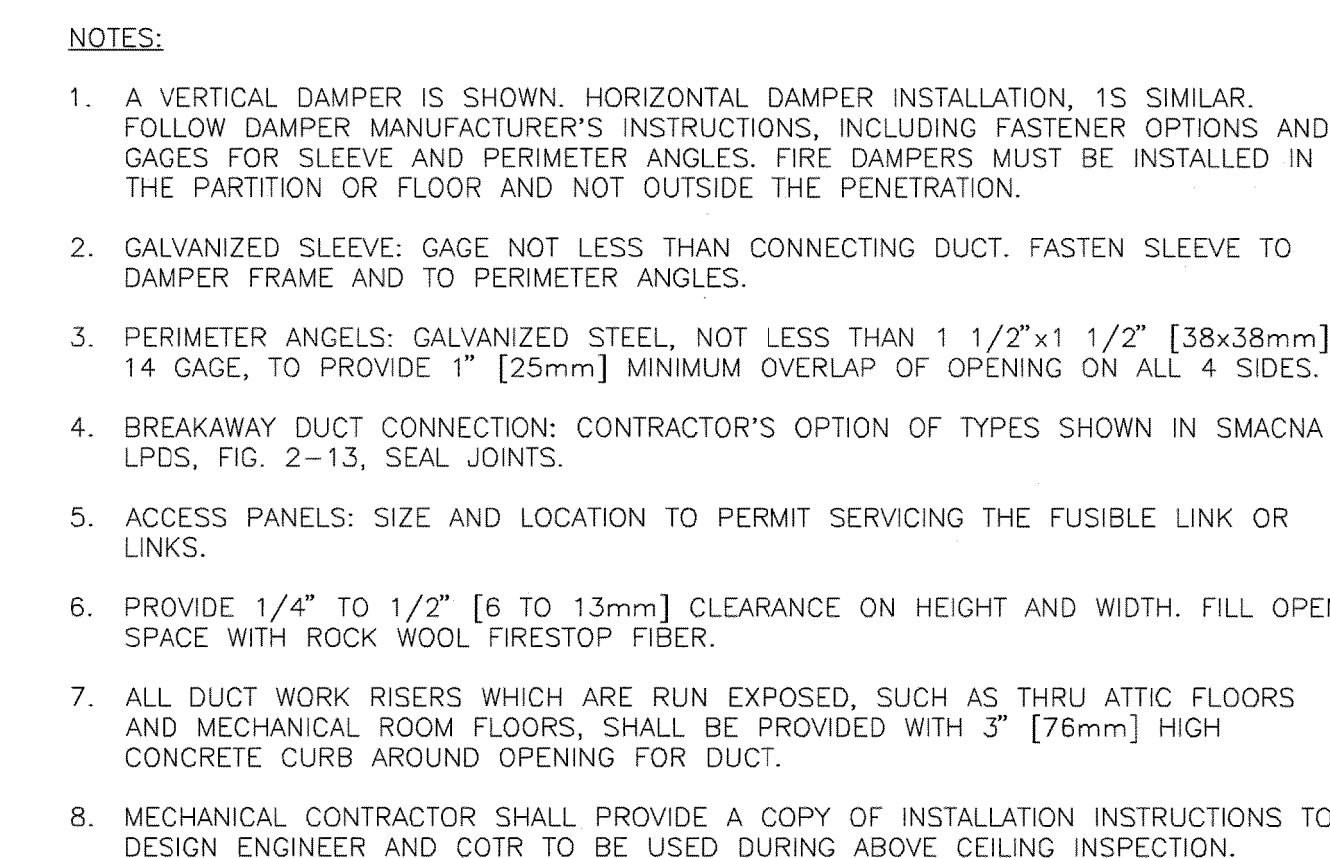
SCALE: NONE



SCALE: NON



SCALE: NONE



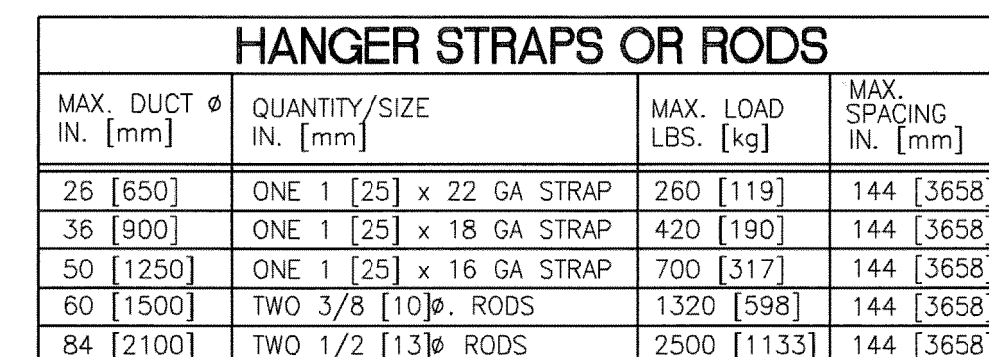
D.3



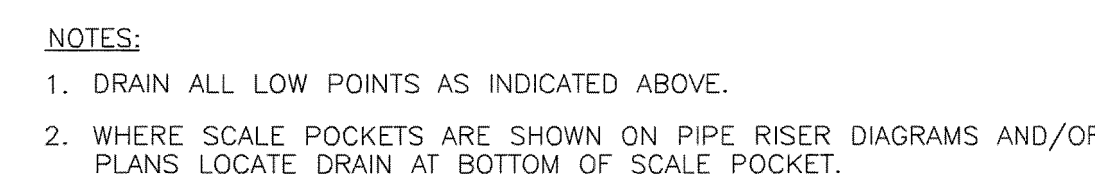
SCALE: NON



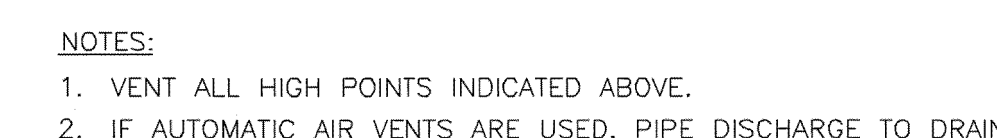
36



SCALE: NONI



F6

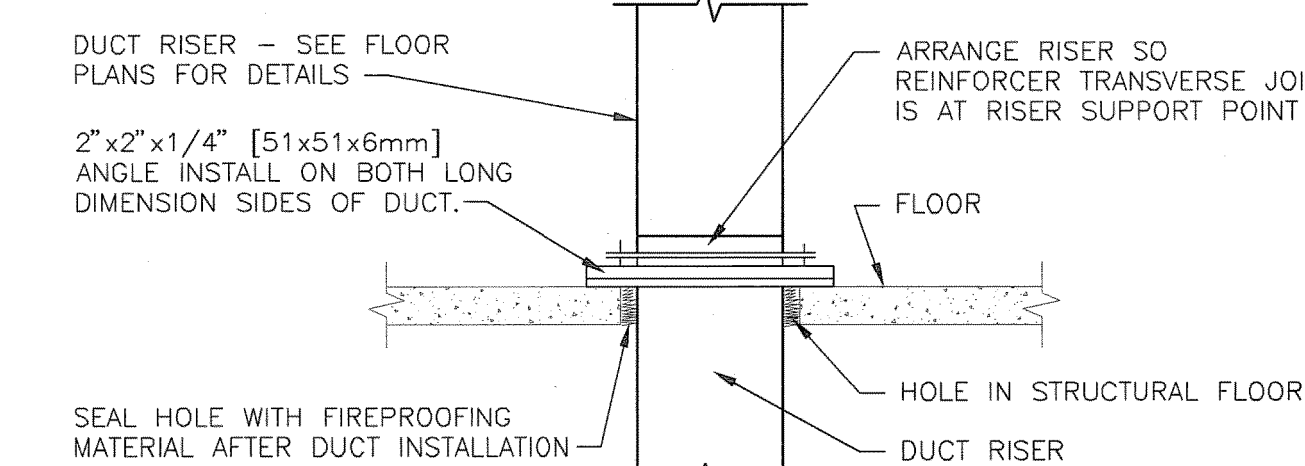


SCALE: NONE

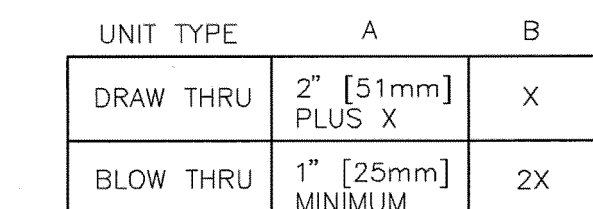


SCHEDULE FOR PIPING CROSSING A SEISMIC JOINT							
LOCATION	PIPE	DETAIL	DIMENSIONS INCHES (MM)				
			a	b	c	d	e
-	-	-	-	-	-	-	
-	-	-	-	-	-	-	

BS




DS



FC



Department of Veterans Affairs
Medical Center
1826 Veterans Blvd.
Dublin, Ga. 31021



Architect/Engineer Address



Design & Management Solutions for the Built Environment

151 LOCUST STREET, SUITE #1 P 704.814.1313
AVONDALE ESTATES, GA 30002 F 704.321.0808

WWW.HSHIPC.COM

COPYRIGHT © 2011 HARRELL, SALTTRICK & HOPPER, PC
HSH PROJECT # 10004

	Drawing Title
	MECHANICAL DETAILS
	FULLY SPRINKLERED

Project Title RENOVATE 13A FOR ENDOSCOPY SUITE		
Drawn AGT	Building Number	AutoCAD File
Checked LEH/HLH	Reviewed	Const. Cont

Date	June 10, 2011
Project Number	557-10-108
DRAWING No.	M-502

Veterans
Affairs

100% SUBMITTAL