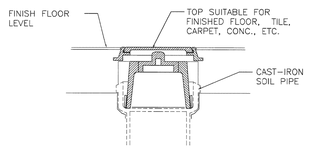

B1 CLEAN OUT DETAIL
NOT TO SCALE

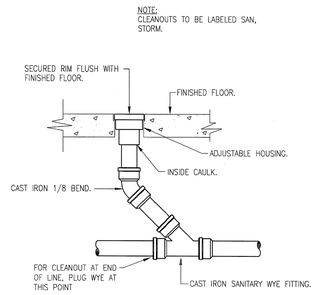

B4 FLOOR CLEANOUT DETAIL
NOT TO SCALE

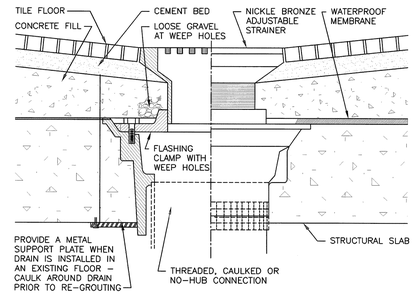

B6 TYPICAL "C" FLOOR DRAIN DETAIL
NOT TO SCALE

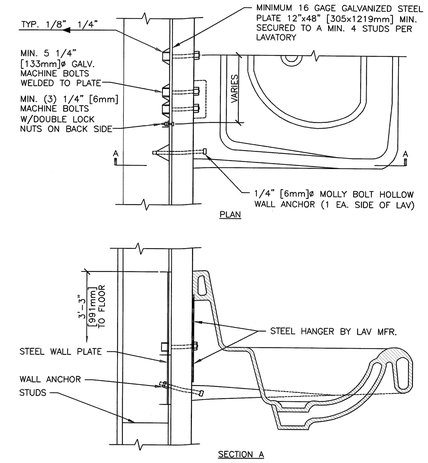

D9 LAVATORY MOUNTING DETAIL
NOT TO SCALE

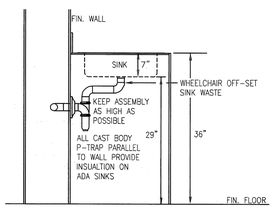

NOTE:
KEEP ASSEMBLIES AS TIGHT TO WALL AND AS HIGH AS FEASIBLE IN ORDER TO MAINTAIN THE REQUIRED CLEARANCE FOR HANDICAPPED USE. NOTE THAT WASTE ROUGHING AT SINKS ARE OFF-SET IN ORDER TO ACCOMMODATE ASSEMBLY INSTALLATION. COORD. WITH ADJACENT CASEWORK CONSTRUCTION.

D1 SINK OFFSET WASTE DETAIL
NOT TO SCALE

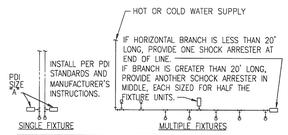

PDI SIZE	PIPE SIZE	FIXTURE UNIT LOAD
A	1/2"	1-11
B	3/4"	12-32
C	1"	33-60
D	1-1/4"	61-113
E	1-1/2"	114-154
F	2"	154-330

FIXTURE UNIT TABULATION		
FIXTURE	COLD	HOT
VALVE WATER CLOSET	10	--
TANK WATER CLOSET	5	--
URINAL	5	--
LAVATORY/SINK	1.5	1.5
JANITOR'S SINK	3	3
SHOWER/BATHTUB	2	2

DO NOT PROVIDE AIR CHAMBERS. PROVIDE SHOCK ARRESTERS BY SIOUX CHIEF, PRECISION PLUMBING PRODUCTS, WATTS OR APPROVED EQUIVALENT WITH PISTON AND O-RING CONSTRUCTION, HAVING PDI #WH- 201, ASSE # 1010 AND ANSI # A112.26.1M CERTIFICATION. INSTALL IN HORIZONTAL OR VERTICAL POSITION, BUT NEVER UPSIDE DOWN. INSTALL IN LINE WITH WATER FLOW DIRECTION IF POSSIBLE. SIZE THE UNITS AS SHOWN ON THE DRAWINGS AND/OR PER THE TABLES SHOWN ABOVE.

NOTES:
1. PACK ANNULAR SPACE WITH 0.45kg DENSITY FIBERGLASS AT PENETRATION OF UNRATED WALLS TO DECK.
2. TYPICAL TREATMENT FOR PLUMBING PIPES AND ELECT. CONDUIT.
3. SIZE SLEEVE TO ACCEPT INSULATED PIPING.
4. WHERE PIPING IS EXPOSED AT FINISH WALLS, PROVIDE FLUSH MOUNTED SLEEVE AND ESCUTCHEON PLATES.

D4 SHOCK ARRESTER SCHEDULE
NOT TO SCALE

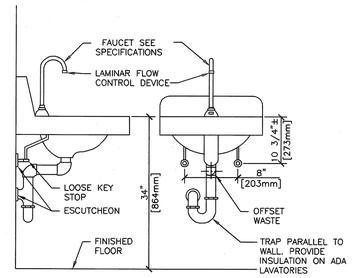

D6 TYPICAL WHEELCHAIR LAVATORY DETAIL
NOT TO SCALE

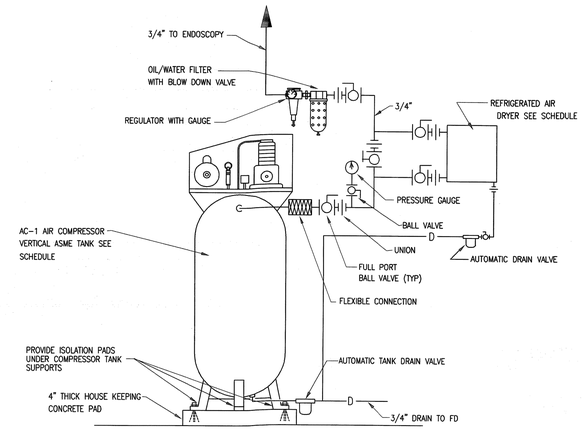

E9 AIR COMPRESSOR DETAIL
NOT TO SCALE

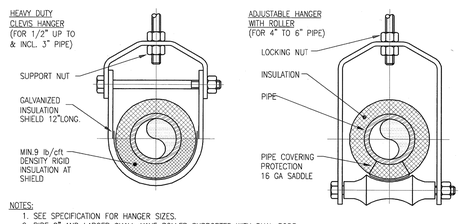

NOTES:
1. SEE SPECIFICATION FOR HANGER SIZES.
2. PIPE 8" AND LARGER SHALL HAVE ROLLER SUPPORTED WITH DUAL RODS.

F1 PIPE HANGER SUPPORT DETAIL
NOT TO SCALE

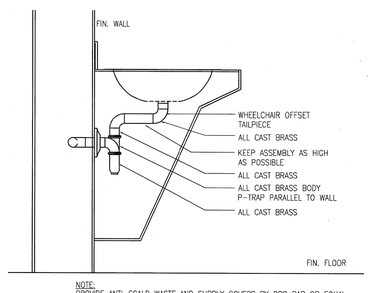

NOTE:
PROVIDE ANTI-SCALD WASTE AND SUPPLY COVERS BY PRO RAP OR EQUAL.

F4 LAVATORY OFFSET DETAIL
NOT TO SCALE

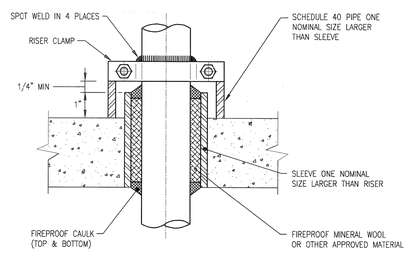

F6 PIPE RISER SUPPORT DETAIL
NOT TO SCALE

100% SUBMITTAL

REVISION NO.	REVISION DESCRIPTION	By	Date

Revisions

Department of Veterans Affairs
Medical Center
1826 Veterans Blvd.
Dublin, Ga. 31021

SEAL

Architect/Engineer Address
Harrell, Saltrick & Hopper
Design & Management Solutions for the Built Environment
151 LOCUST STREET, SUITE #1
AVONDALE ESTATES, GA 30002
P 704.814.1325
F 704.321.0833
WWW.HSHPC.COM
COPYRIGHT © 2011 HARRELL SALTRICK & HOPPER, PC
HSH PROJECT # 10004

Recommended Approvals:	
1. MEDICAL DIRECTOR	6. OPERATIONS SERVICE LINE MANAGER
2. ASSOCIATE DIRECTOR	7. INFECTION CONTROL SAFETY MANAGER
3. CHIEF OF STAFF	8. SAFETY MANAGER
4. ASSOC. DIRECTOR	9. GENERAL ENGINEER
5. SERVICE LINE MGRS.	10. COTR

Drawing Title: PLUMBING DETAILS

FULLY SPRINKLERED

Project Title: RENOVATE 13A FOR ENDOSCOPY SUITE

Date: June 10, 2011

Project Number: 557-10-108

Drawn | Building Number | AutoCAD File Name

Checked | Reviewed | Const. Contract No.

DRAWING No. P-501

Veterans Affairs