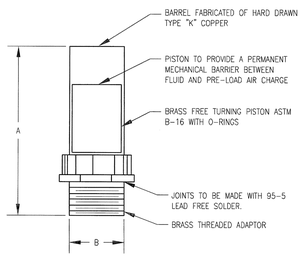

PPP SIZE	P.D.I. SYMBOL	FIXTURE UNIT RATINGS	A DIM.	B DIM.
1/2"	A	1 - 11	5"	1/2"
3/4"	B	12 - 32	5"	3/4"
1"	C	33 - 60	7"	1"
1-1/4"	D	61 - 113	7"	1-1/4"
1-1/2"	E	114 - 154	9"	1-1/2"
2"	F	155 - 330	9"	2"

NOTE: SEE WATER RISER DIAGRAMS FOR LOCATIONS OF SHOCK ARRESTERS.

B1 SHOCK ARRESTER DETAIL
NOT TO SCALE

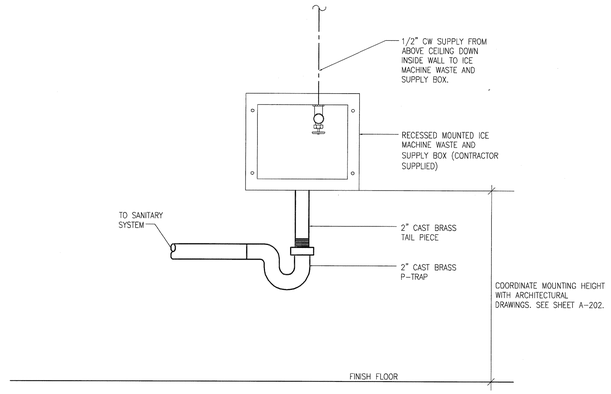

B4 ICE MAKER SUPPLY/WASTE BOX DETAIL
NOT TO SCALE

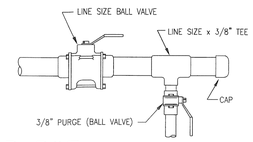

B6 PURGE VALVE ASSEMBLY
NOT TO SCALE

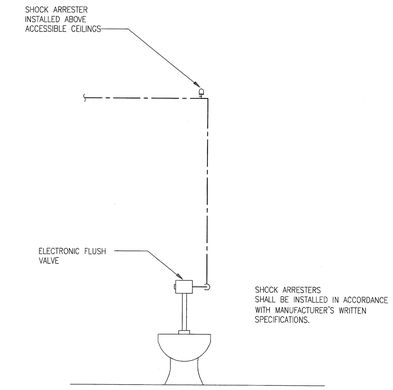

B9 WATER HAMMER ARRESTER
NOT TO SCALE

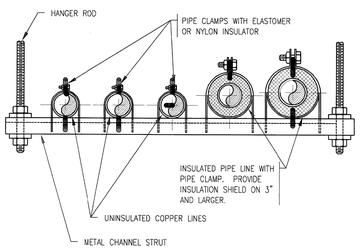

D1 TRAPEZE HANGER DETAIL
NOT TO SCALE

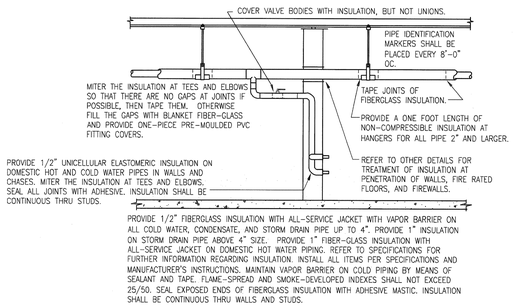

PROVIDE 1/2" FIBERGLASS INSULATION WITH ALL-SERVICE JACKET WITH VAPOR BARRIER ON ALL COLD WATER, CONDENSATE, AND STORM DRAIN PIPE UP TO 4". PROVIDE 1" INSULATION ON STORM DRAIN PIPE ABOVE 4" SIZE. PROVIDE 1" FIBER-GLASS INSULATION WITH ALL-SERVICE JACKET ON DOMESTIC HOT WATER PIPING. REFER TO SPECIFICATIONS FOR FURTHER INFORMATION REGARDING INSULATION. INSTALL ALL ITEMS PER SPECIFICATIONS AND MANUFACTURER'S INSTRUCTIONS. MAINTAIN VAPOR BARRIER ON COLD PIPING BY MEANS OF SEALANT AND TAPE. FLAME-SPREAD AND SMOKE-DEVELOPED INDEXES SHALL NOT EXCEED 25/50. SEAL EXPOSED ENDS OF FIBERGLASS INSULATION WITH ADHESIVE MASTIC. INSULATION SHALL BE CONTINUOUS THRU WALLS AND STUDS.

D4 PIPE INSULATION
NOT TO SCALE

INSULATION SHIELD LENGTH				
PIPE SIZE	INSULATION THICKNESS			GAUGE
	1/2"*	3/4"	1"	
1/2" TO 3"	12"	12"	12"	18

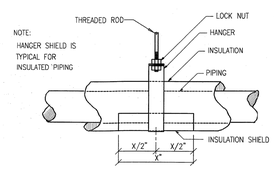

D8 INSULATION SHIELD DETAIL
NOT TO SCALE

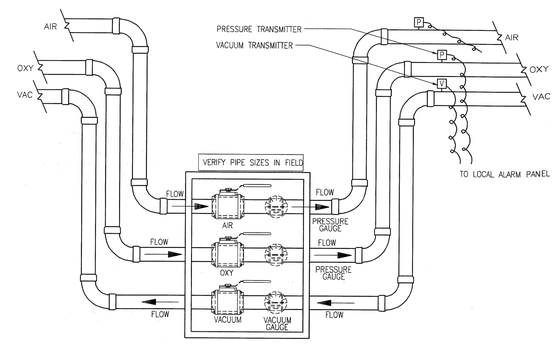

F9 MEDICAL GAS ZONE VALVE
NOT TO SCALE

SHUTOFF VALVE- CW	SHUTOFF VALVE- HW	SHUTOFF VALVE- HWR
MEDICAL GAS VALVE- 02	MEDICAL GAS VALVE- MA	MEDICAL GAS VALVE- VAC

CEILING MARKER SHALL BE ATTACHED TO CEILING GRID AT VALVE LOCATION. MARKER SHALL BE ENGRAVED PHENOLIC PLASTIC NAMEPLATE 2-1/2"X 2" MARKERS SHALL BE COLOR CODED FOR THE SERVICE INDICATED.

F4 CEILING MARKER DETAIL
NOT TO SCALE

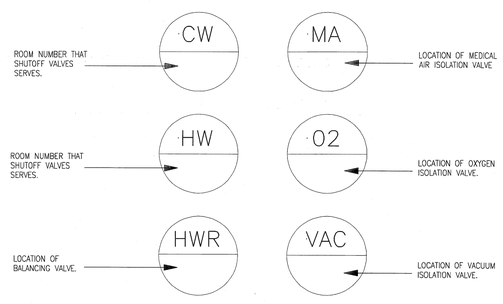

ALL MEDICAL GAS VALVE LOCATED ABOVE CEILING SHALL BE LOCKED IN THE OPEN POSITION.

F8 VALVE TAG DETAIL
NOT TO SCALE

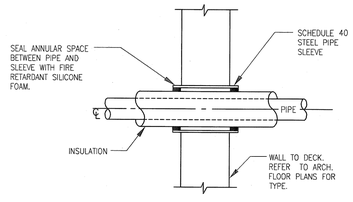

F9 TYPICAL PENETRATION FOR INSULATED PIPE THRU CMU WALL/CONCRETE FLOOR
NOT TO SCALE

100% SUBMITTAL

REVISION NO.	REVISION DESCRIPTION	By	Date

Revisions

Department of Veterans Affairs
Medical Center
1826 Veterans Blvd.
Dublin, Ga. 31021

SEAL

Architect/Engineer Address
Harrell, Saltrick & Hopper
Design & Management Solutions for the Built Environment
151 LOCUST STREET, SUITE #1
AVONDALE ESTATES, GA 30002
P 704.814.1325
F 704.321.0833
WWW.HSHPC.COM
COPYRIGHT © 2011 HARRELL SALTRICK & HOPPER, PC
HSH PROJECT # 10004

Recommended Approvals:	
1. MEDICAL DIRECTOR	6. OPERATIONS SERVICE LINE MANAGER
2. ASSOCIATE DIRECTOR	7. INFECTION CONTROL SAFETY MANAGER
3. CHIEF OF STAFF	8. SAFETY MANAGER
4. ASSOC. DIRECTOR	9. GENERAL ENGINEER
5. SERVICE LINE MGRS.	10. COTR

Drawing Title: PLUMBING DETAILS

FULLY SPRINKLERED

Project Title: RENOVATE 13A FOR ENDOSCOPY SUITE

Drawn | Building Number | AutoCAD File Name
Checked | Reviewed | Const. Contract No.

Date: June 10, 2011
Project Number: 557-10-108
DRAWING No. P-502

Veterans Affairs