

# GENERAL SHEET NOTES

- ALL FIXTURES SHOWN HATCHED ARE TO BE REMOVED.
- WASTE VENT STACKS THAT SERVE THE FIRST AND SECOND FLOOR WILL NEED TO BE FIELD VERIFIED.
- ALL WASTE AND VENT STACKS SERVING 2ND FLOOR MUST REMAIN CONTINUALLY ACTIVE THROUGH OUT THE CONSTRUCTION OF THE 1ST FLOOR. SEE NEW WORK PLAN FOR RECONNECTION OF NEW WASTE PIPING TO THE EXISTING 2ND FLOOR WASTE. ANY RECONNECTION MUST BE COORDINATED WITH THE VA REPRESENTATIVE A MINIMUM OF 5 DAYS PRIOR TO ANY RECONNECTION PROCESS.
- ALL WASTE PIPING BEING REMOVED SHALL BE REMOVED BACK TO THE EXISTING SANITARY SEWER MAIN AND CAPPED.

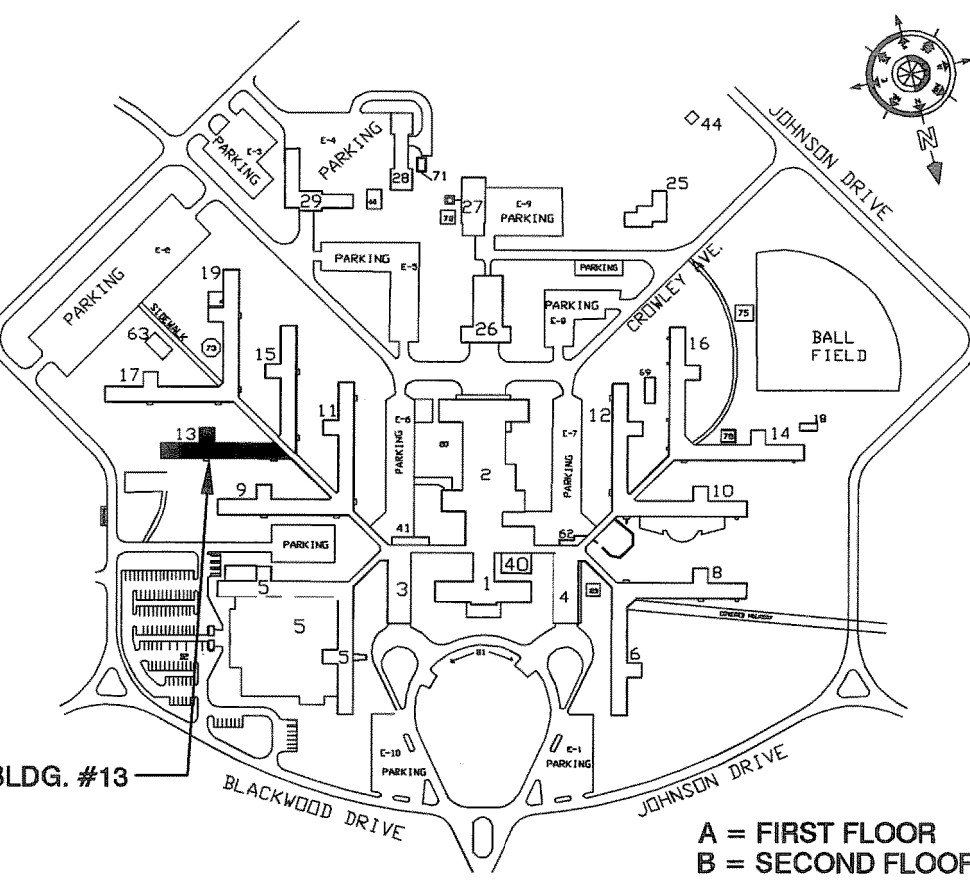
# SHEET KEYNOTES

- REMOVE EXISTING FLOOR MOUNTED WATER CLOSET AND ASSOCIATED WATER PIPING. CAP WASTE IN CRAWL SPACE. SEE NEW WORK PLAN FOR WASTE STACK REROUTING.
- REMOVE EXISTING WALL HUNG LAVATORY INCLUDING ALL ASSOCIATED TRIM. CAP WASTE IN CHASE. STACK TO REMAIN. STACK TO BE REMOVED AFTER CONNECTION OF NEW WASTE CONNECTIONS ARE MADE.
- REMOVE EXISTING BATHTUB WITH ALL ASSOCIATED TRIM. CAP WASTE IN CRAWLSPACE.
- REMOVE EXISTING SHOWER DRAINS AND SHOWER VALVE ASSEMBLIES. CAP WASTE IN CRAWLSPACE.
- REMOVE EXISTING URINAL COMPLETELY. CAP WASTE IN WALL. STACK TO REMAIN.
- NOT USED
- REMOVE EXISTING WATER COOLER AND ALL ASSOCIATED TRIM.
- REMOVE EXISTING WASHER BOX AND ALL ASSOCIATED WASTE, VENT, AND WATER PIPE.
- REMOVE EXISTING MOP SINK COMPLETELY. CAP WASTE IN CRAWLSPACE.
- WASTE STACKS MUST REMAIN ACTIVE DURING RENOVATION. SEE NEW WORK PLANS FOR RE-ROUTING OF STACKS AND RECONNECTION TO EXISTING 2ND FLOOR FIXTURES.
- REMOVE EXISTING WASTE STACK SERVING 2ND FLOOR SHOWERS. SEE NEW WORK PLAN FOR NEW CONNECTION REQUIREMENTS.
- EXISTING MEDICAL GAS ALARM PANEL AND ZONE VALVE BOX TO BE REMOVED WITH ALL ASSOCIATED PIPING AND CONTROL WIRING.
- REMOVE ALL MEDICAL GAS PIPING IN PATIENT ROOMS INCLUDING ALL MAINS AND BRANCH LINE ON ENTIRE FLOOR. CONTRACTOR SHALL COORDINATE REMOVAL OF MEDICAL GAS SYSTEM ON FIRST FLOOR WITH COTR. AND GENERAL CONTRACTOR BEFORE STARTING AND DEMOLITION WORK. SECOND FLOOR MUST REMAIN IN SERVICE DURING THE RENOVATION OF FIRST FLOOR. THE CONNECTIONS TO THE SECOND FLOOR SYSTEM AND THE ENTIRE SECOND FLOOR SHALL BE CERTIFIED PER NFPA 99.
- REMOVE EXISTING 1ST FLOOR WATER CLOSET COMPLETELY INCLUDING FLOOR FLANGE AND DOMESTIC WATER CONNECTION AS REQUIRED. REMOVE PORTION OF EXISTING WASTE STACK TO ALLOW FOR NEW MECHANICAL CHASE. SEE NEW WORK PLAN FOR NEW WASTE CONNECTIONS.
- EXISTING DOMESTIC HOT WATER DROPS FROM 2ND FLOOR TO REMAIN. SEE NEW WORK PLAN SHEET P-10X FOR NEW HOT WATER RETURN SYSTEM. 2ND FLOOR HOT WATER SUPPLY AND RETURN SHALL REMAIN IN SERVICE.

# TYPICAL SYMBOLS

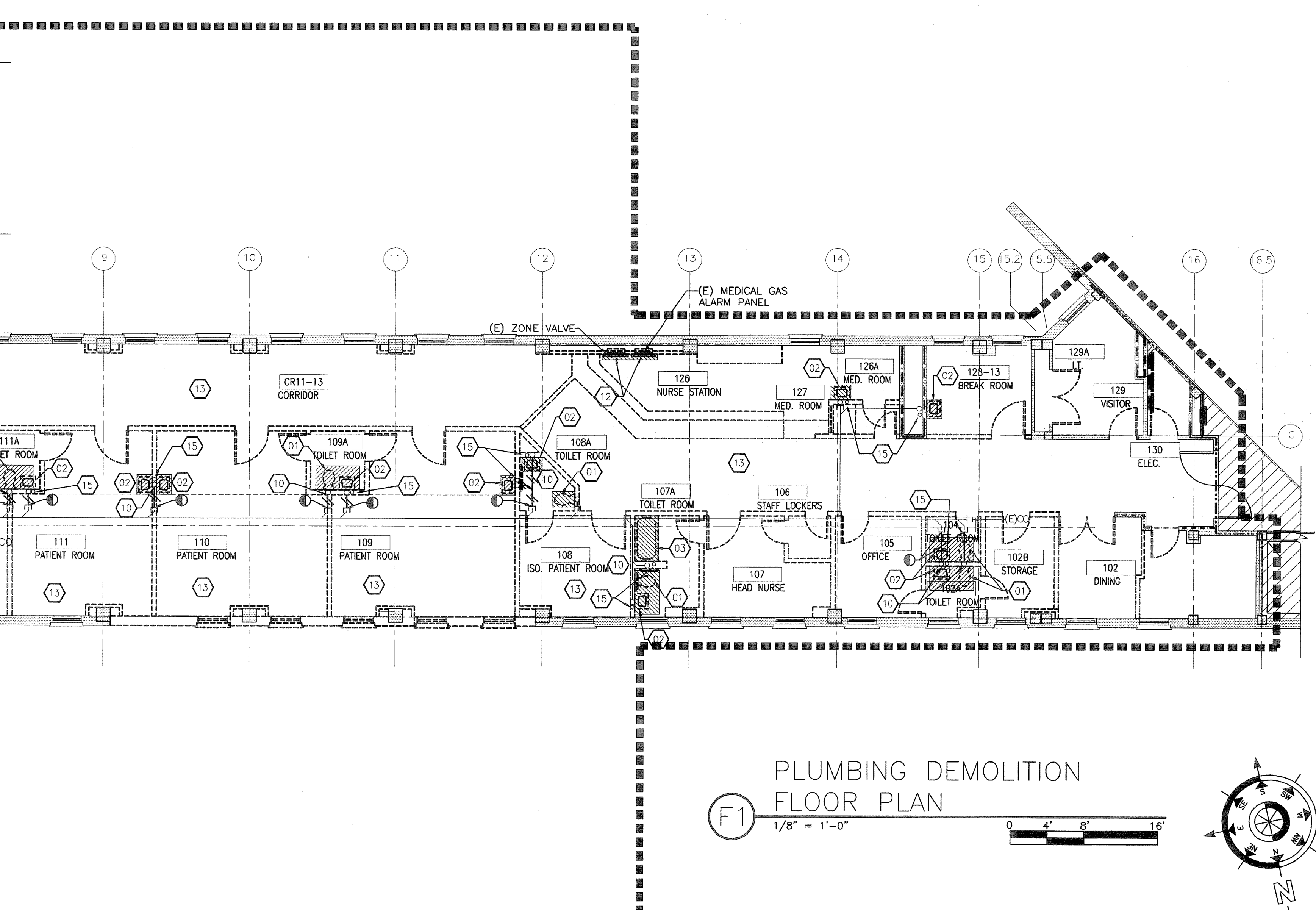
- EXISTING WALL, DOOR, WINDOW, MILLWORK, FIXTURE OR OTHER FIXTURE OR ASSEMBLY TO BE REMOVED.
- EXISTING WALL, DOOR, WINDOW, MILLWORK, FIXTURE OR OTHER FIXTURE OR ASSEMBLY TO REMAIN.
- NEW WALL
- SMOKE TIGHT WALL
- 1-HOUR FIRE RATED WALL
- 2-HOUR FIRE RATED WALL
- 1 HOUR FIRE SMOKE RATED WALL
- PROJECT LIMITS OF WORK
- NO PIPING OR DUCTWORK SHALL BE ROUTED THROUGH ELECTRICAL AND/OR DATA ROOMS.

# KEY PLAN

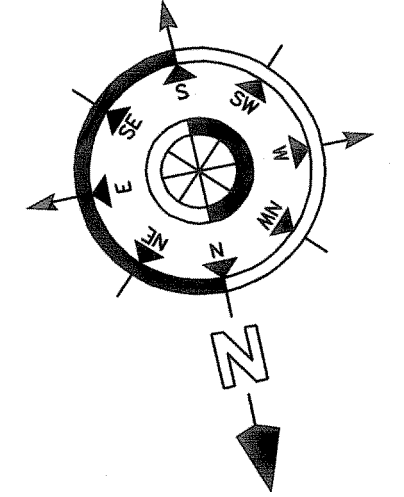


100% SUBMITTAL

# PROJECT LOCATION AND LIMITS OF WORK




PLUMBING DEMOLITION  
FLOOR PLAN  
F1  
1/8" = 1'-0"



REVISION NO.	REVISION DESCRIPTION	By	Date



Department of Veterans Affairs  
Medical Center  
1826 Veterans Blvd.  
Dublin, Ga. 31021



Architect/Engineer Address  
**Harrell Saltrick & Hopper**  
Design & Management Solutions for the Built Environment  
151 LOCUST STREET, SUITE #1  
AVONDALE ESTATES, GA 30002  
WWW.HSHPC.COM  
P 704.814.1325  
F 704.321.0833  
COPYRIGHT © 2011 HARRELL, SALTROCK & HOPPER, PC  
HSH PROJECT # 10004

Recommended Approvals:			
1. MEDICAL DIRECTOR	6. OPERATIONS SERVICE LINE MANAGER		
2. ASSOCIATE DIRECTOR	7. INFECTION CONTROL SAFETY MANAGER		
3. CHIEF OF STAFF	8. SAFETY MANAGER		
4. ASSOC. DIRECTOR	9. GENERAL ENGINEER		
5. SERVICE LINE MGRS.	10. COTR		

Drawing Title <b>PLUMBING DEMOLITION FLOOR PLAN</b>
<b>FULLY SPRINKLERED</b>

Project Title <b>RENOVATE 13A FOR ENDOSCOPY SUITE</b>		
Drawn	Building Number	AutoCAD File Name
Checked	Reviewed	Const. Contract No.

Date June 10, 2011
Project Number 557-10-108
DRAWING No. <b>PD-101</b>

