




G:_My Documents Backup_SNA Projects\VA Ft Rosecrans PIC\EP701.dwg 2-02-17 05:22:30 PM JeffSP

SYMBOLS	DESIG	MANUFACTURER & CATALOG NO.	DESCRIPTION	LAMP		TOTAL INVERT WATTS	VOLTAGE	MOUNTING	REMARKS
				QTY.	WATTS				
	A	PRUDENTIAL LIGHTING – WAWE P-27B-Q4-TMW-SC-120-C448-X3-10HD	4' LONG FLUORESCENT INDIRECT/DIRECT, SUSPENDED LUMINAIRE WITH 10%THD ELECTRONIC BALLAST, FINISHED WHITE.	2	32	T8	64	120	PENDANT INTERIOR. PENDANT MOUNT.
O-H	B	LITHONIA LIGHTING OLLWU-WHITE	CYLINDRICAL WALL MOUNTED LED DIRECT/INDIRECT Fixture	1	14	LED	14	120	WALL EXTERIOR
O-H	C	LITHONIA LIGHTING VGR1-26DTT-120-DWHG	WALL MOUNTED CORROSION RESISTANT Fixture FINISHED IN WHITE, AND ADA COMPLIANT	1	26	DTT CF	30	120	WALL INTERIOR.
	D	LITHONIA LIGHTING C-2-3Z-120-GEB10IS-WGCUN NST	4' LONG FLUORESCENT SUSPENDED LUMINAIRE WITH WIRE GUARD, 10%THD ELECTRONIC BALLAST, FINISHED WHITE.	2	32	T8	64	120	PENDANT INTERIOR. MOUNT ON SWIVEL STEM HANGERS
O-H	F	LITHONIA LIGHTING TMS LED-I-SO-120-PF	WALL MOUNTED LED Fixture WITH INTEGRAL PHOTOCELL	1	19	LED	19	120	WALL EXTERIOR
	EX	LITHONIA LIGHTING LHOM-1-W-G-N	GREEN LED EXIT SIGN WITH TWO KRYPTON LAMPS, IMPACT RESISTANT THERMOPLASTIC WHITE FINISH, AND NI-CAD BATTERY.	1	3	LED	3	120	WALL INTERIOR. WALL MOUNT ABOVE DOOR

PANELBOARD 'P3A'														MOUNTING: SURFACE	
MAIN: 208/220VOLT 3-PH 4-WIRE & GND				FEED TYPE: TOP				MAIN BREAKER: 225 AMP				MIN A.I.C. RATING: 10K			
BUS: 1 SEC. SINGLE FLUGS				ENCL.: NEMA 1				BUS: 225 AMP							
NOTES	LOAD VA	LOAD DESCRIPTION	OUTLETS			CB / P			OUTLETS			LOAD VA	NOTES		
			M	R	L	#	PHASE	#	CB / P	L	R			M	
	10+2	LTG - INTERIOR		17	20 / 1	1	A	2	20 / 1				800		
6	225	LTG - (E) EXTERIOR FLAG POLE			3	20 / 1	3	B	4	20 / 1			800		
	132	LTG - EXTERIOR WALL MOUNTED			3	20 / 1	5	C	6	20 / 1			800		
	180	LTG TIMECLOCK CONTROL CCT				20 / 1	7	A	8	20 / 1			800		
	180	FURNITURE SYSTEM			1	20 / 2	9	B	10	20 / 1			1176		
	180	FURNITURE SYSTEM			1	---	11	C	12	20 / 1			480		
	180	FURNITURE SYSTEM			1	20 / 2	13	A	14	20 / 1			96	5	
	180	FURNITURE SYSTEM			1	---	15	B	16	20 / 1			96		
	180	FURNITURE SYSTEM			1	20 / 1	17	C	18	20 / 1			44		
	SPARE	SPARE				20 / 1	19	A	20	20 / 1	2		360		
	1080	REC. DIRECTOR			6	20 / 1	21	B	22	30 / 2			3120		
	900	REC. LOBBY, OFFICE, BREAK		5		20 / 1	23	C	24	---			3120		
	1000	REC. GRAVESIDE LOCATOR KIOSK				20 / 1	25	A	26	35 / 2			2787		
	1100	PRINTER/COPYER/RECEPT				20 / 1	27	B	28	---			2787		
5	15600	IT RACK				20 / 1	29	C	30	20 / 1			117		
	540	REC. ELECTRICAL ROOM EXTERIOR		3		20 / 1	31	A	32	40 / 3			2304		
5	480	ELECTRIC WTR COOLER EWC				20 / 1	33	B	34	---			2304		
	4800	WATER HEATER JANITOR				40 / 2	35	C	36	---			2304		
	4800	-----				---	37	A	38	30 / 2			3120		
	4800	WATER HEATER BREAK				40 / 2	39	B	40	---			3120		
	4800	-----				---	41	C	42	20 / 1			500	5	
PHASE			A	B	C	PANEL TOTAL			PANEL LOCATION: PIC ELEC RM						
PHASE TOTAL CONNECTED VA:			17979	21449	19677	59.1 KVA			FED BY: T3A						
CONTINUOUS LOAD @ 75%:			1460	281	165	1.9 KVA			NOTES:						
KITCHEN EQUIP. @ 70%:			1120	1363	560	3.1 KVA			1 = SHUNT TRIP			2 = GROUND FAULT PROTECTED			
LARGEST MOTOR ADD @25%:			531	531	531	1.6 KVA			3 = SWITCH RATED			4 = MULTIWIRE BRANCH CCT			
HVAC @ 100%:			5187	5188	2466	12.8 KVA			5 = LOCK-OFF DEVICE			6 = FIELD VERIFY			
GEN. RECEPT. DEMAND			1080	1440	1080	3.6 KVA			100.0% (NET GEN. REC. DEMAND FACTOR)						
REMAINING @ 100%:			5800	6380	11100	23.3 KVA									
PANEL TOTAL (W/ DEMAND):			15208	15203	16901	46.3 KVA									
FULL LOAD AMPS:			127	127	132	128.5 AMPS									

CONSULTANTS:		<p>HAZMAT RGA ENVIRONMENTAL SERVICES, INC. 2817 McGRAW AVENUE IRVINE, CA 92614 SACRAMENTO, CA 95811 (916) 733-8356 MLMANIERV@YAHOO.COM JGMANIERV@YAHOO.COM</p>	
ARCHITECT/ENGINEERS:		<p>JACOBS Jacobs Engineering Group Inc. Consultants in Architecture, Engineering, Planning, and the Environment Electrical Irvine Office 17777 Irvine Blvd., Suite 500 Irvine, California 92612 (949) 224-7500 Fax (949) 224-7501</p>	
DRAWING TITLE		<p>ELECTRICAL SCHEDULES</p>	
PROJECT TITLE		<p>FORT ROSECRANS NATIONAL CEMETERY MAINTENANCE YARD BUILDINGS</p>	
APPROVED PROJECT DIRECTOR		<p>Drawing Number EP701</p>	
LOCATION		<p>Fort Rosecrans National Cemetery CAMPBELL MEMORIAL DR SAN DIEGO, CA 92106</p>	
DATE		<p>08/04/2015</p>	
CHECKED		<p>EE</p>	
DRAWN		<p>JS</p>	
Dwg 34		<p>of 35</p>	
 <p>Department of Veterans Affairs</p>		<p>NATIONAL CEMETERY ADMINISTRATION DESIGN AND CONSTRUCTION SERVICE</p>	