
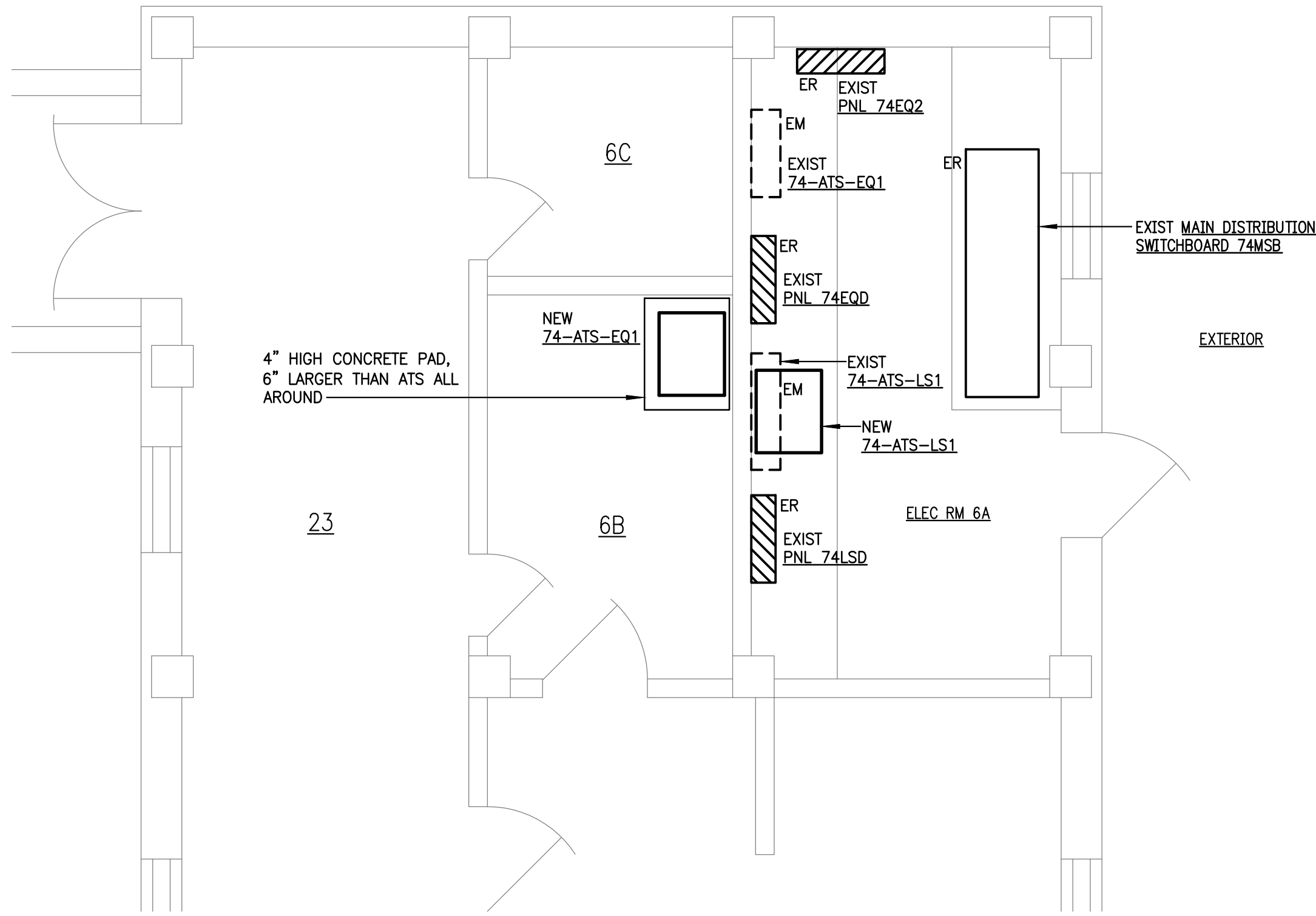

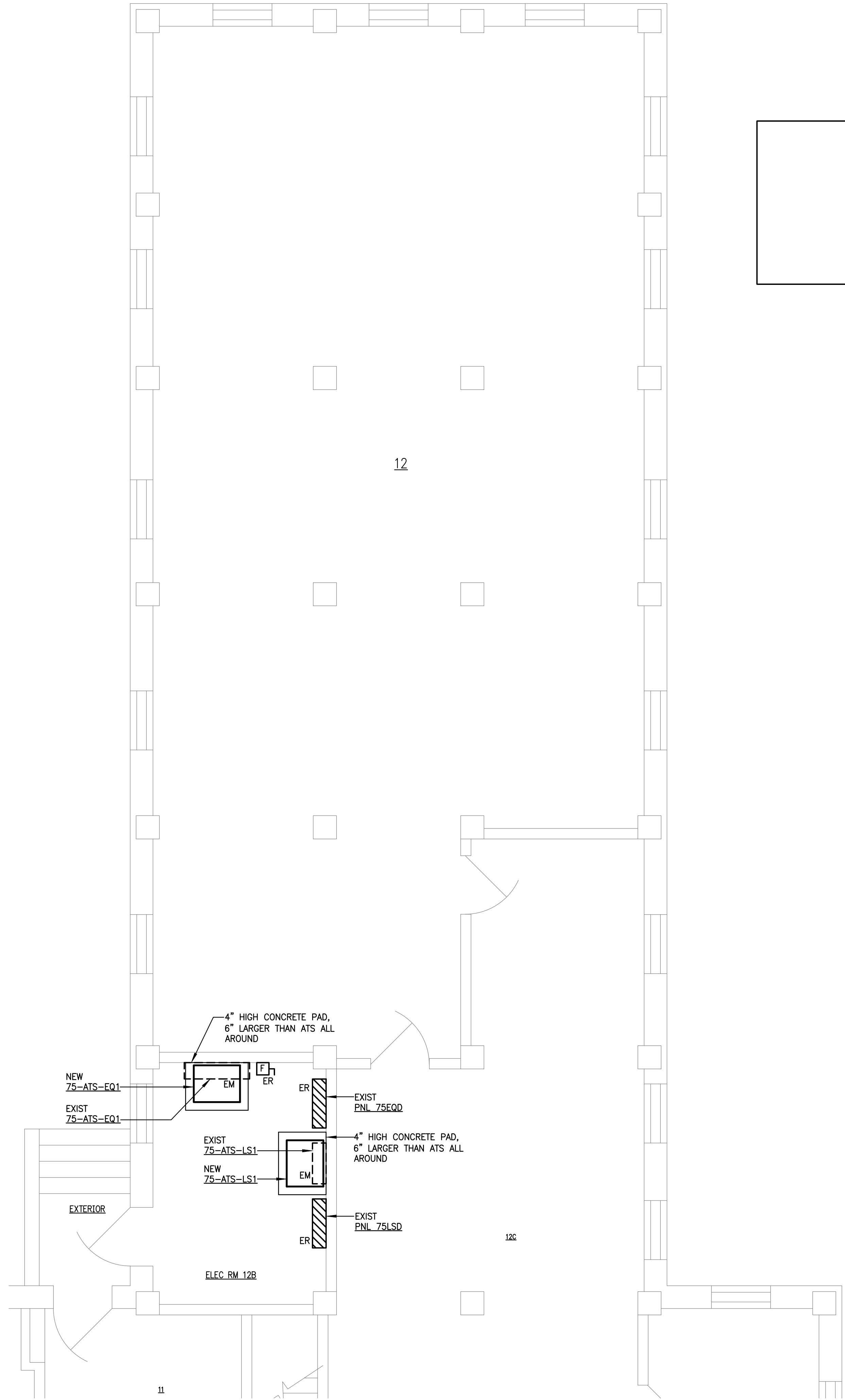



one-eighth inch = one foot  
0 4 8 16  
one-quarter inch = one foot  
0 4 8  
three-eighths inch = one foot  
0 4  
one-half inch = one foot  
0 4  
three-quarters inch = one foot  
0 2 4  
one inch = one foot  
0 6  
one and one-half inches = one foot  
0 6 1  
three inches = one foot  
0 6



**BLDG 74**  
**PARTIAL BASEMENT FLOOR PLAN – POWER**  
SCALE: 1/4" = 1'-0"



**BLDG 75**  
**PARTIAL BASEMENT FLOOR PLAN – POWER**  
SCALE: 1/4" = 1'-0"



BUILDING 75  
EXIST EXT SWITCHGEAR

				<div><div><div><div>COMMONWEALTH OF VIRGINIA</div><div>NEAL A. CRAMER</div><div>Lic. No. 41825</div><div>NAC</div><div>PROFESSIONAL ENGINEER</div></div></div><div><div><div>Lawrence Perry &amp; Associates, Inc.</div><div>Mechanical and Electrical Engineers</div><div>11 E. Salem Avenue SE, Suite 101   Roanoke, Virginia 24011</div><div>Ph: (540) 342-1816   Fax: (540) 344-3410</div><div>Comm. No.: 10135</div><div>©2012 Lawrence Perry and Associates, Inc.</div></div></div></div>	APPROVED: Energy Engineer		APPROVED: Safety Manager		APPROVED: Service Chief		DRAWING TITLE BUILDINGS 74 AND 75 PARTIAL FLOOR PLANS - POWER		PROJECT TITLE UPGRADE ELECTRICAL SYSTEM (REPLACE ATS)		DATE 02-17-12		Veterans Affairs
					APPROVED: Infection Control Officer		APPROVED: Chief of Staff		APPROVED: Chief of Facility Management Svc.		BUILDING NUMBER 74 AND 75		CHECKED NAC	DRAWN WDC/RGW	PROJECT NO. 658-12-106		
					APPROVED: GEMS Coordinator		APPROVED: Associate Director		APPROVED: Medical Center Director					DRAWING NO. ES 8			
REVISIONS		BY	DATE								LOCATION V.A.M.C. SALEM, VA. 24153			DWG. 9 OF 13			