

# Veterans Affairs Medical Center

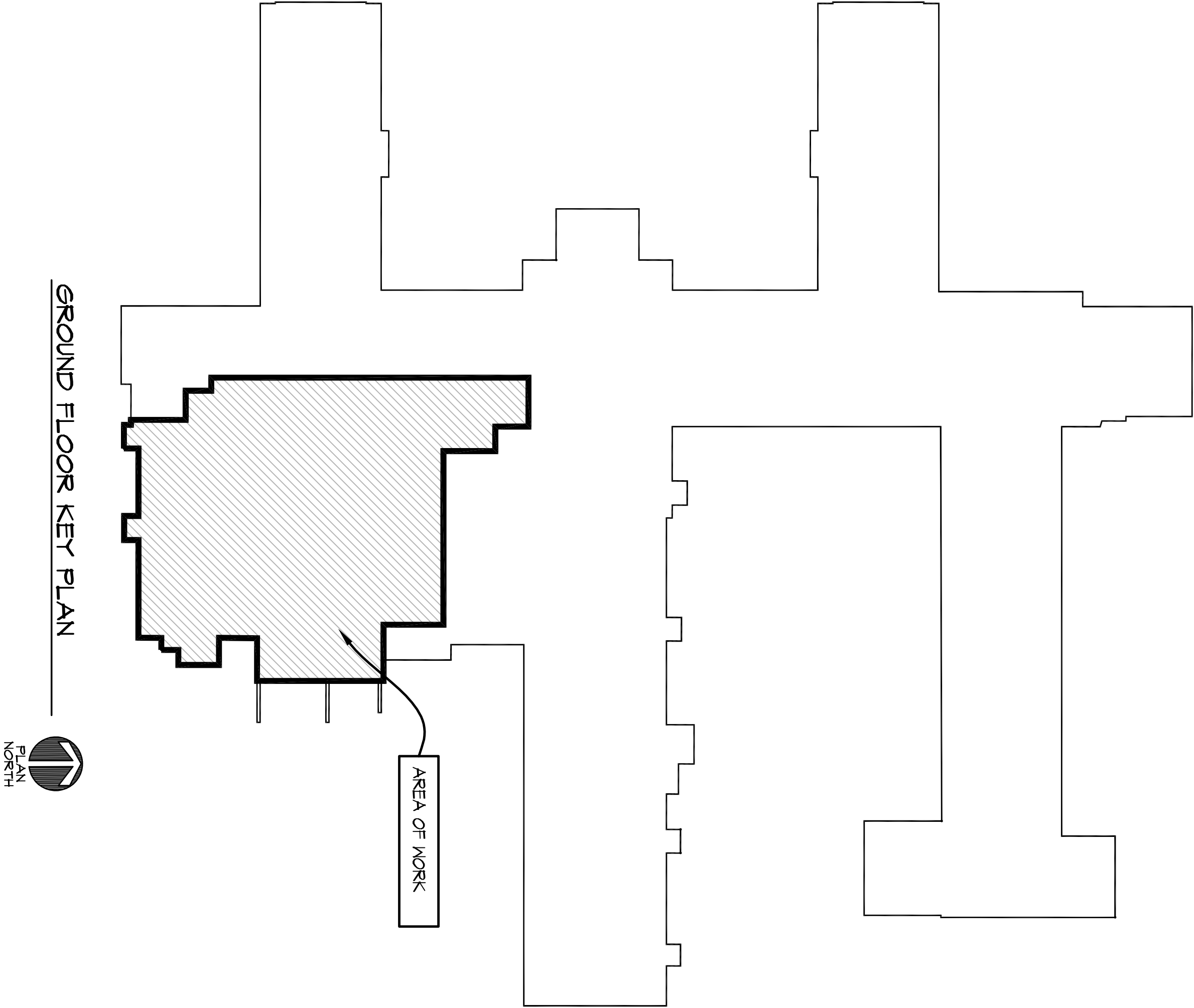
## Correct NWHCS SPD Deficiencies

### Project Number 636-12-105A

2201 N Broadwell Avenue  
Grand Island, Nebraska 68803

#### Index of Drawings:

- A0.1 COVER SHEET
- Architectural
  - A2.1 GROUND FLOOR DEMOLITION PLANS
  - A2.1 FLOOR, REFLECTED CEILING PLANS AND SCHEDULES
  - A3.1 EXTERIOR ELEVATION AND SECTIONS
- Mechanical
  - MG.1 MECHANICAL SYMBOLS LEGEND AND GENERAL NOTES
  - FX.1 GROUND FLOOR - FIRE PROTECTION PLAN
  - P.1.1 GROUND FLOOR - PLUMBING PLAN
  - MD.1.1 GROUND FLOOR - MECHANICAL HVAC PIPING DEMOLITION PLAN
  - MD.2.1 GROUND FLOOR - MECHANICAL HVAC PIPING DEMOLITION PLAN
  - M1.1 GROUND FLOOR & FIRST FLOOR - MECHANICAL HVAC PLAN
  - M2.1 GROUND FLOOR & FIRST FLOOR - MECHANICAL HVAC PIPING PLANS
  - M4.1 LARGE SCALE MECHANICAL ROOM PLANS - HVAC/PIPING
  - M5.1 MECHANICAL DETAILS
  - M5.2 MECHANICAL DETAILS
  - M5.3 MECHANICAL CONTROL DIAGRAMS
  - M6.1 MECHANICAL SCHEDULES
- Electrical
  - ED.1.1 GROUND FLOOR - ELECTRICAL DEMOLITION PLAN
  - EI.1 GROUND FLOOR - LIGHTING PLAN
  - E2.1 GROUND FLOOR - POWER AND SPECIAL SYSTEMS PLAN



#### GENERAL ARCHITECTURAL NOTES:

1. THE CONTRACTOR SHALL VERIFY THE SITE STUDY EXISTING CONDITIONS, REVIEW DRAWINGS AND SPECIFICATIONS.
2. THE CONTRACTOR SHALL BE RESPONSIBLE FOR OBTAINING ALL NECESSARY PERMITS AND APPROVALS FOR THE WORK AND BE RESPONSIBLE FOR SAME. COORDINATE THE WORK, AND SHOP DRAWINGS WITH ALL OTHER TRADES AFFRATED AND MAKE ANY NECESSARY ADJUSTMENTS TO GENERAL PILING AND DETAILWORK, AND TO CLEAR EXISTING STRUCTURAL ELEMENTS TO BE DEMOLISHED.
3. ALL UTILITIES AND SERVICES SHALL BE KEPT IN CONTINUOUS OPERATION UNLESS WRITTEN PERMISSION IS OTHERWISE GRANTED BY THE OWNER.
4. ALL EXISTING UTILITIES AND SERVICES SHALL BE KEPT IN CONTINUOUS OPERATION UNLESS WRITTEN PERMISSION IS OTHERWISE GRANTED BY THE OWNER.
5. PROTECT ALL WORK, MATERIALS AND EQUIPMENT. CAP OR PLUG EXPOSED OPENINGS. DELIVER ALL WORK TO THE OWNER CLEAN AND READY FOR OCCUPANCY.
6. ALL EXISTING WORK, MATERIALS AND EQUIPMENT SHALL BE KEPT CLEAN AND READY FOR OCCUPANCY.
7. ALL EXISTING WORK, MATERIALS AND EQUIPMENT SHALL BE KEPT CLEAN AND READY FOR OCCUPANCY.
8. ALL EXISTING WORK, MATERIALS AND EQUIPMENT SHALL BE KEPT CLEAN AND READY FOR OCCUPANCY.
9. ALL EXISTING WORK, MATERIALS AND EQUIPMENT SHALL BE KEPT CLEAN AND READY FOR OCCUPANCY.
10. ALL EXISTING WORK, MATERIALS AND EQUIPMENT SHALL BE KEPT CLEAN AND READY FOR OCCUPANCY.
11. ALL EXISTING WORK, MATERIALS AND EQUIPMENT SHALL BE KEPT CLEAN AND READY FOR OCCUPANCY.
12. ALL EXISTING WORK, MATERIALS AND EQUIPMENT SHALL BE KEPT CLEAN AND READY FOR OCCUPANCY.
13. ALL EXISTING WORK, MATERIALS AND EQUIPMENT SHALL BE KEPT CLEAN AND READY FOR OCCUPANCY.
14. ALL EXISTING WORK, MATERIALS AND EQUIPMENT SHALL BE KEPT CLEAN AND READY FOR OCCUPANCY.
15. ALL EXISTING WORK, MATERIALS AND EQUIPMENT SHALL BE KEPT CLEAN AND READY FOR OCCUPANCY.
16. ALL EXISTING WORK, MATERIALS AND EQUIPMENT SHALL BE KEPT CLEAN AND READY FOR OCCUPANCY.
17. ALL EXISTING WORK, MATERIALS AND EQUIPMENT SHALL BE KEPT CLEAN AND READY FOR OCCUPANCY.
18. ALL EXISTING WORK, MATERIALS AND EQUIPMENT SHALL BE KEPT CLEAN AND READY FOR OCCUPANCY.
19. ALL EXISTING WORK, MATERIALS AND EQUIPMENT SHALL BE KEPT CLEAN AND READY FOR OCCUPANCY.
20. ALL EXISTING WORK, MATERIALS AND EQUIPMENT SHALL BE KEPT CLEAN AND READY FOR OCCUPANCY.
21. ALL EXISTING WORK, MATERIALS AND EQUIPMENT SHALL BE KEPT CLEAN AND READY FOR OCCUPANCY.
22. ALL EXISTING WORK, MATERIALS AND EQUIPMENT SHALL BE KEPT CLEAN AND READY FOR OCCUPANCY.
23. ALL EXISTING WORK, MATERIALS AND EQUIPMENT SHALL BE KEPT CLEAN AND READY FOR OCCUPANCY.
24. ALL EXISTING WORK, MATERIALS AND EQUIPMENT SHALL BE KEPT CLEAN AND READY FOR OCCUPANCY.

#### DESIGN STANDARDS:

- V.A. DESIGN PRACTICES AND GUIDELINES
- INTERNATIONAL BUILDING CODE 2002
- NFPA 90, LIFE SAFETY CODE, 2002
- NFPA NATIONAL FIRE CODES
- NATIONAL ELECTRICAL CODE
- NATIONAL GROUNDED PLUMBING CODE
- NATIONAL PLUMBING AND MECHANICAL STANDARDS
- ASME AND V.A. VAPOR-LOCKING FIRE PROOF WALLS

#### ALTERNATES:

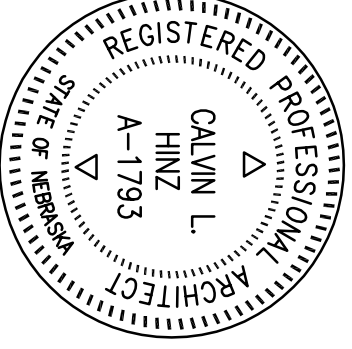
- CONTRACTOR TO PROVIDE THE FOLLOWING BID AND ALTERNATES:
- ALTERNATE NO. 1: INSTALL VAPOR-LOCKING AND ULTRASONIC CLEANER
- ALTERNATE NO. 2: KEEPS PILING OVERLINE AND OR HALF PILE SHIRT.

© 2012 Calvin L. Hinz Architects P.C.

These plans are specifically prepared for the use of the project described herein and are intended for use only for the project described herein. No part of this document may be reproduced, stored in a retrieval system, or transmitted in any form or by any means, electronic, mechanical, photocopying, recording, or by any information storage and retrieval system, without the prior written permission of Calvin L. Hinz Architects P.C.

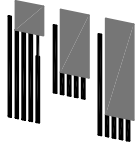
IMPORTANT CONTRACTORS NOTE

1. ALL CONTRACTORS ARE RESPONSIBLE FOR REVIEWING EXISTING SET OF DOCUMENTS TO DETERMINE THE FULL SCOPE OF WORK AND TO BE RESPONSIBLE FOR OBTAINING ALL NECESSARY PERMITS AND APPROVALS FOR THE WORK AND BE RESPONSIBLE FOR SAME. COORDINATE THE WORK, AND SHOP DRAWINGS WITH ALL OTHER TRADES AFFRATED AND MAKE ANY NECESSARY ADJUSTMENTS TO GENERAL PILING AND DETAILWORK, AND TO CLEAR EXISTING STRUCTURAL ELEMENTS TO BE DEMOLISHED.
2. ANY USE OF THESE EXISTING DRAWINGS OR SCHEDULES OF THE PRINTED DOCUMENTS ARE DONE SO AT THE CONTRACTORS RISK.



Calvin L. Hinz Architects P.C.  
3705 North 20th Street  
Bloomington, Nebraska 68022  
Phone: 402.391.0941 Fax: 402.391.0188

ARCHITECT/ENGINEERS:



FARRIS ENGINEERING  
OWAIA, ILLINOIS (CHICAGO) BRANCH  
Farris-USA.com

Drawing Title  
COVER SHEET

Approved Project Director  
KEVIN HUTSELL

CONTRACT DOCUMENTS (CD-2) FINAL SUBMITTAL (0002)  
APRIL 6, 2012

Project Title  
CORRECT NWHCS SPD DEFICIENCIES

Location  
VAMC Grand Island, Nebraska

Date  
APRIL 6, 2012

Checked  
CH

Drawn

Project Number  
636-12-105A

Building Number  
ONE

Drawing Number  
A0.1

Sheet 1 of 9

Office of Construction and Facilities Management  
Department of Veterans Affairs