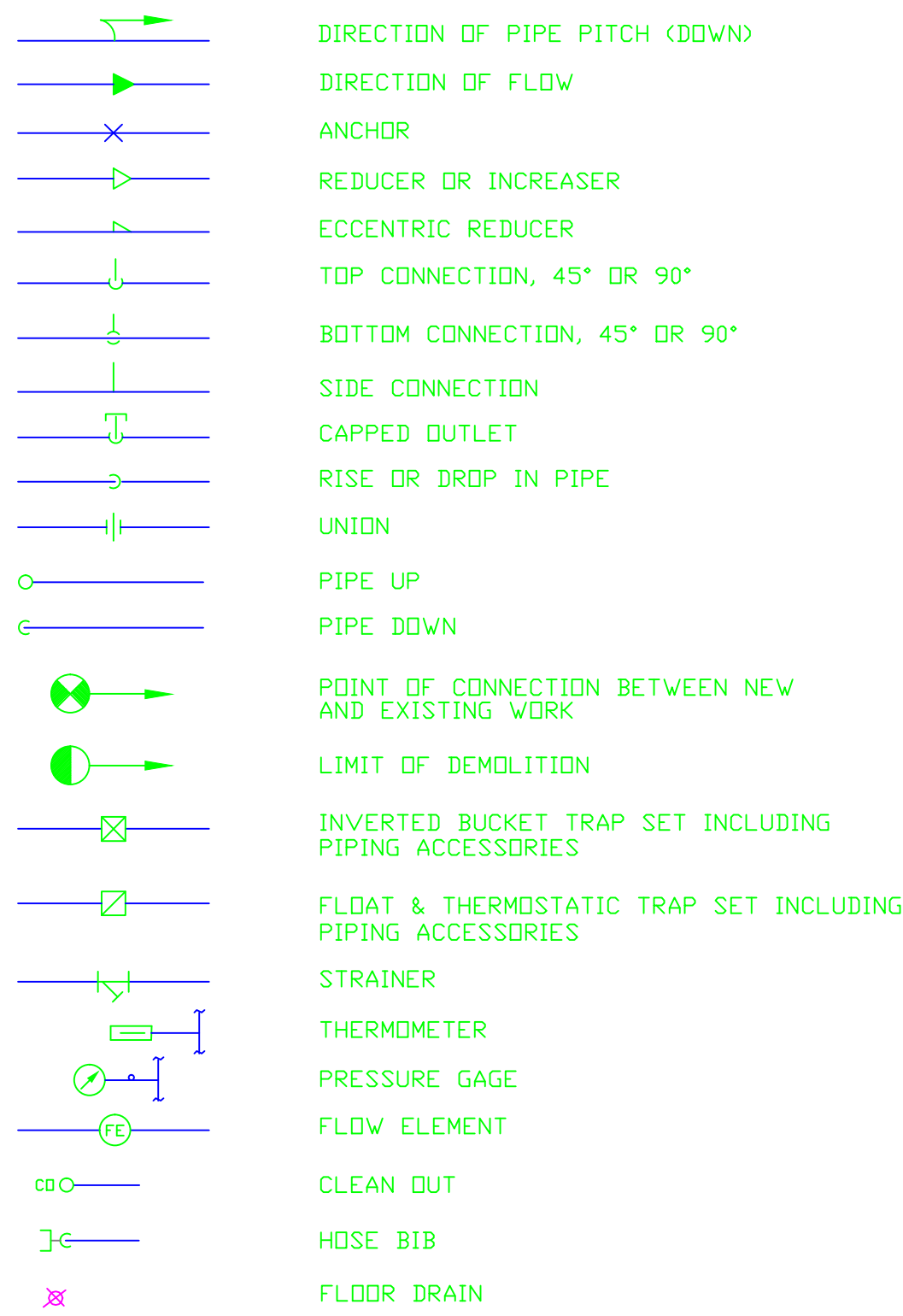
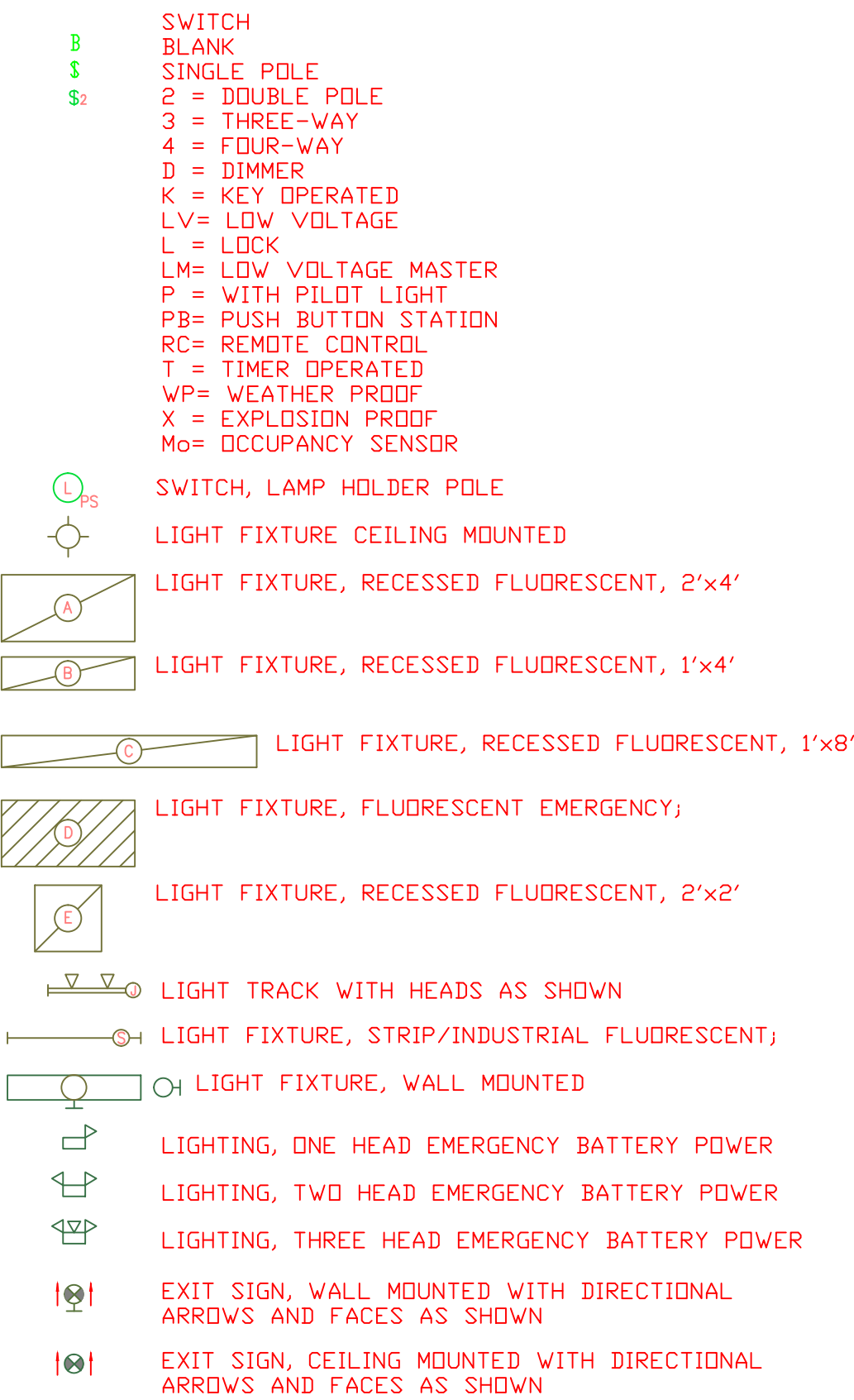


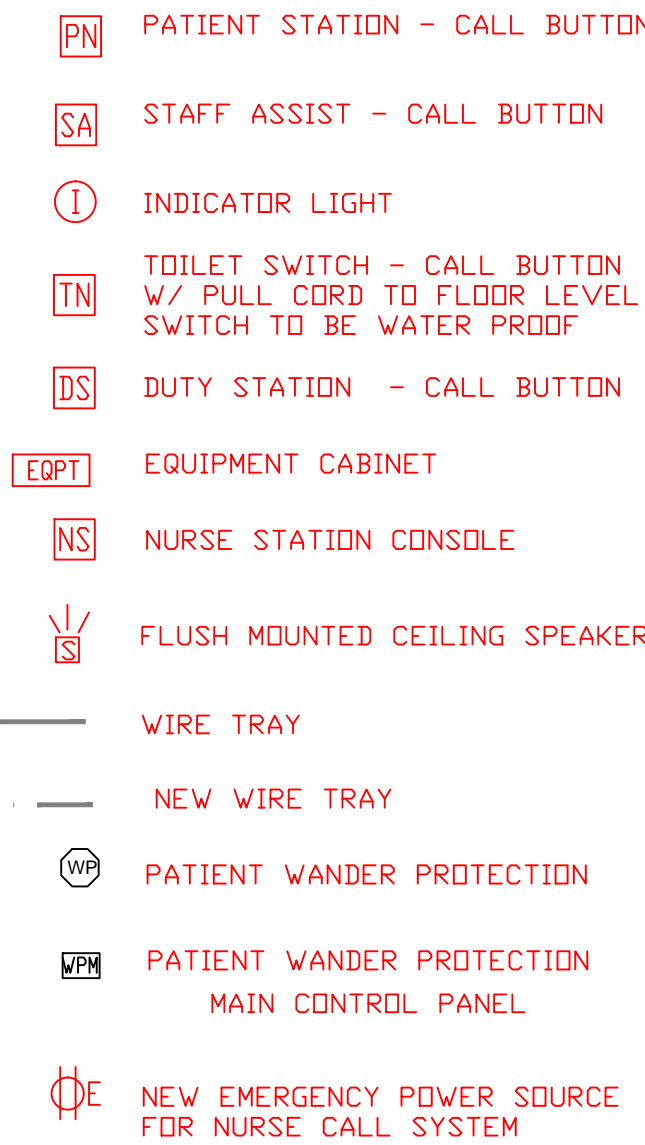
GENERAL PLUMBING SYMBOLS



ELECTRICAL SYMBOLS - LIGHTING PLAN



NURSE CALL SYMBOLS:



P1 = BENJAMIN MOORE #962 WHITE
P2 = BENJAMIN MOORE #AC-18 SMOKEY MOUNTAIN
ALL DOOR FRAMES TO BE BENJAMIN MOORE WHITE #962

1.1 PAINT SCHEDULE
SCALE: 1/8" = 1'-0"

CT-1 = DALTILE -PERMATONES CYPRESS #6637 = WALL ACCENT COLOR
CT-2 = DALTILE -PERMATONES ALMOND 6565 = WALL BODY COLOR
CT-3 = DALTILE -KEYSTONES LUTETOWN TAUPE #D132 = FLOOR BODY COLOR
CT-4 = DALTILE -KEYSTONES CYPRESS # D452 = FLOOR ACCENT COLOR
GB1 = GLAZED BLOCK

POLYMER WINDOW SILL:
TYPE HGL. COLOR= NEVAMAR BONE WHITE

1.2 TILE TYPE
SCALE: 1/8" = 1'-0"

GROUP HW 1A EACH DOOR SHALL HAVE: BUTTS AS REQUIRED 1 LOCKSET ML 2255 (CLASSROOM) LATCHBOLT BY EITHER SIDE, UNLESS OUTSIDE GRIP IS LOCKED BY OUTSIDE. AUXILIARY LATCH DEADLOCKS LATCHBOLT INSIDE GRIP ALWAYS FREE 1 SW WALL STOP 2 KICKPLATES	GROUP HW 2A EACH DOOR SHALL HAVE: BUTTS AS REQUIRED 1 LOCKSET ML 2257 (STOREROOM OR CLOSET) LATCHBOLT BY GRIP INSIDE OR BY KEY OUTSIDE. OUTSIDE GRIP ALWAYS RIGID AUXILIARY LATCH DEADLOCKS LATCH BOLT 1 KICK PLATE 1 CLOSER (ROOM SIDE) TOP JAMB MOUNTED
GROUP HW 1B EACH DOOR SHALL HAVE: BUTTS AS REQUIRED 1 LOCKSET ML 2265 (DORMITORY) LATCHBOLT BY GRIP EITHER SIDE DEADBOLT BY KEY OUTSIDE OR THUMBTURN INSIDE. INSIDE GRIP SIMULTANEOUSLY RETRACTS LATCHBOLT AND DEADBOLT. 1 SW WALL STOP 2 KICKPLATES	GROUP HW 2B NOT USED

1.3 DOOR HARDWARE GROUP
SCALE: 1/8" = 1'-0"

ROOM FINISH SCHEDULE

DOOR NO.	ROOM NAME	WALL	FLOOR	BASE	CEILING	DOOR	DOOR FRAME	WINDOW TREATMENT	HARDWARE GROUP	HARDWARE FINISH
136	COAT ROOM	PAINT	VCT	VINYL	GRID	NEW 3'-6" X 7'-0"	NEW HM	NONE	HW 2A	630
137	BATHROOM	CERAMIC TILE/PAINT	CERAMIC TILE	CERAMIC TILE	GRID	NEW 3'-6" X 7'-0"	NEW HM	NONE	HW 1A	630
137A	PIPE CHASE	NONE	NONE	NONE	NEW 2'-0" X 7'-0"	NEW HM	OBSCURE FILM	HW 2A	630	630
138	PIPE CHASE	NONE	NONE	NONE	NEW SLAB - SITE VERIFY SIZE	EXISTING	NONE	HW 2A	630	630
139	TUB/SHOWER	CERAMIC TILE/PAINT	CERAMIC TILE	CERAMIC TILE	GRID	NEW SLAB - SITE VERIFY SIZE	EXISTING	OBSCURE FILM	HW 1A	630
140	BATHROOM	CERAMIC TILE/PAINT	CERAMIC TILE	CERAMIC TILE	GRID	NEW SLAB - SITE VERIFY SIZE	EXISTING	NONE	HW 1A	630
140A	PIPE CHASE	NONE	NONE	NONE	NEW SLAB - SITE VERIFY SIZE	EXISTING	NONE	HW 2A	630	630

1.3 ROOM FINISH SCHEDULE
SCALE: 1/8" = 1'-0"

1.0 SYMBOLS LEGEND
SCALE: 1/8" = 1'-0"

RENOVATE BUILDING 48 ADHC BATHROOMS

APPROVED SERVICE LINE DIRECTOR	DATE	APPROVED INFECTION CONTROL NURSE	DATE	DRAWING TITLE	PROJECT TITLE	DATE
APPROVED SEISM COORDINATOR	DATE	APPROVED PATIENT SAFETY	DATE	BUILDING 48 SCHEDULES AND FINISHES	BUILDING 48 ADULT DAY HEALTHCARE BATHROOM RENOVATION	06/21/11
APPROVED PROJECTS SECTION MANAGER	DATE	APPROVED CHIEF OF POLICE	DATE	APPROVED CHIEF OF STAFF	BUILDING NO. 48	1/8" = 1'-0"
APPROVED DIRECTOR PMB	DATE	APPROVED SAFETY MANAGER	DATE	APPROVED MEDICAL CENTER DIRECTOR	CHECKED BY CME	PROJECT NO. 656-12-215
					LOCATION VA MEDICAL CENTER ST. CLOUD, MN 56303	DRAWING NO. 03
						DATE 10/23
						DWG 3/17

